



US00D454628S

(12) **United States Design Patent**
Basagañas

(10) **Patent No.:** **US D454,628 S**

(45) **Date of Patent:** **** Mar. 19, 2002**

(54) **SUBSTANCE EVAPORATOR**

D407,476 S * 3/1999 Goeren et al. D23/366
D418,425 S * 1/2000 Gobe D9/544

(76) Inventor: **Jordi Basagañas**, Argenters, 2-4-8,
Edificio 3C/P, Parc Tecnologic del
Valles, 08290 Cerdanyola del Valles
(Barcelona) (ES)

* cited by examiner

(**) Term: **14 Years**

Primary Examiner—Lisa Lichtenstein
(74) *Attorney, Agent, or Firm*—Rosenman & Colin, LLP

(21) Appl. No.: **29/120,264**

(22) Filed: **Mar. 16, 2000**

(57) **CLAIM**

The ornamental design for a lower portion of a substance evaporator, as shown and described.

Related U.S. Application Data

DESCRIPTION

(62) Division of application No. 29/095,818, filed on Oct. 30, 1998, now Pat. No. Des. 437,636.

FIG. 1 is a perspective view of a lower portion of a substance evaporator showing my new design;

(51) **LOC (7) Cl.** **23-04**

FIG. 2 is a top view thereof;

(52) **U.S. Cl.** **D23/366; D9/544**

FIG. 3 is a front view thereof;

(58) **Field of Search** D9/544, 565, 522,
D9/453; D23/366-369; 239/60, 53; 422/125

FIG. 4 is a left side elevation thereof;

FIG. 5 is a rear view thereof;

(56) **References Cited**

FIG. 6 is a right side elevation thereof; and,

FIG. 7 is a bottom view thereof.

U.S. PATENT DOCUMENTS

D344,458 S * 2/1994 Bruce D9/544

1 Claim, 3 Drawing Sheets






FIG. 1

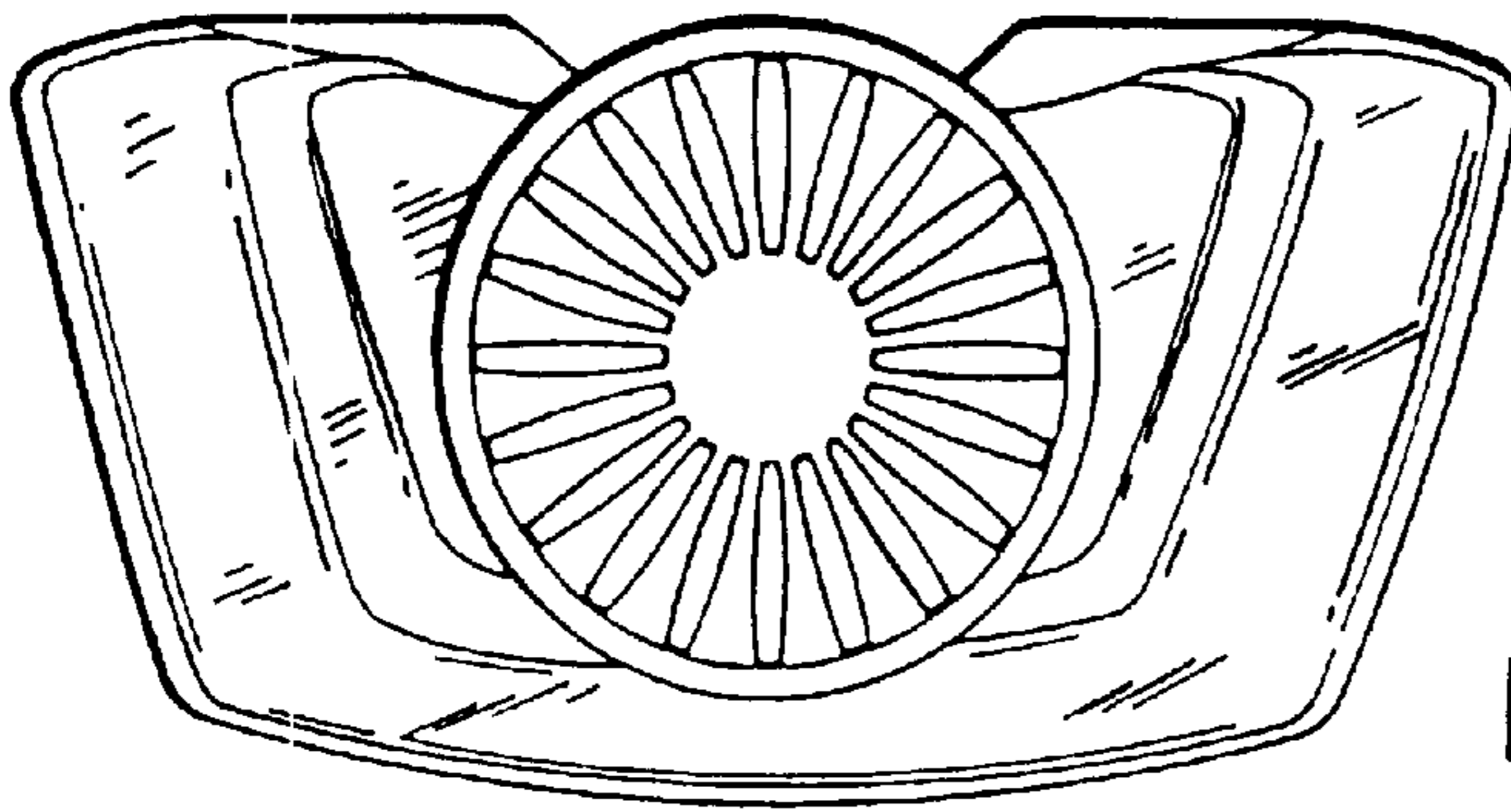


FIG. 2




FIG. 3




FIG. 4

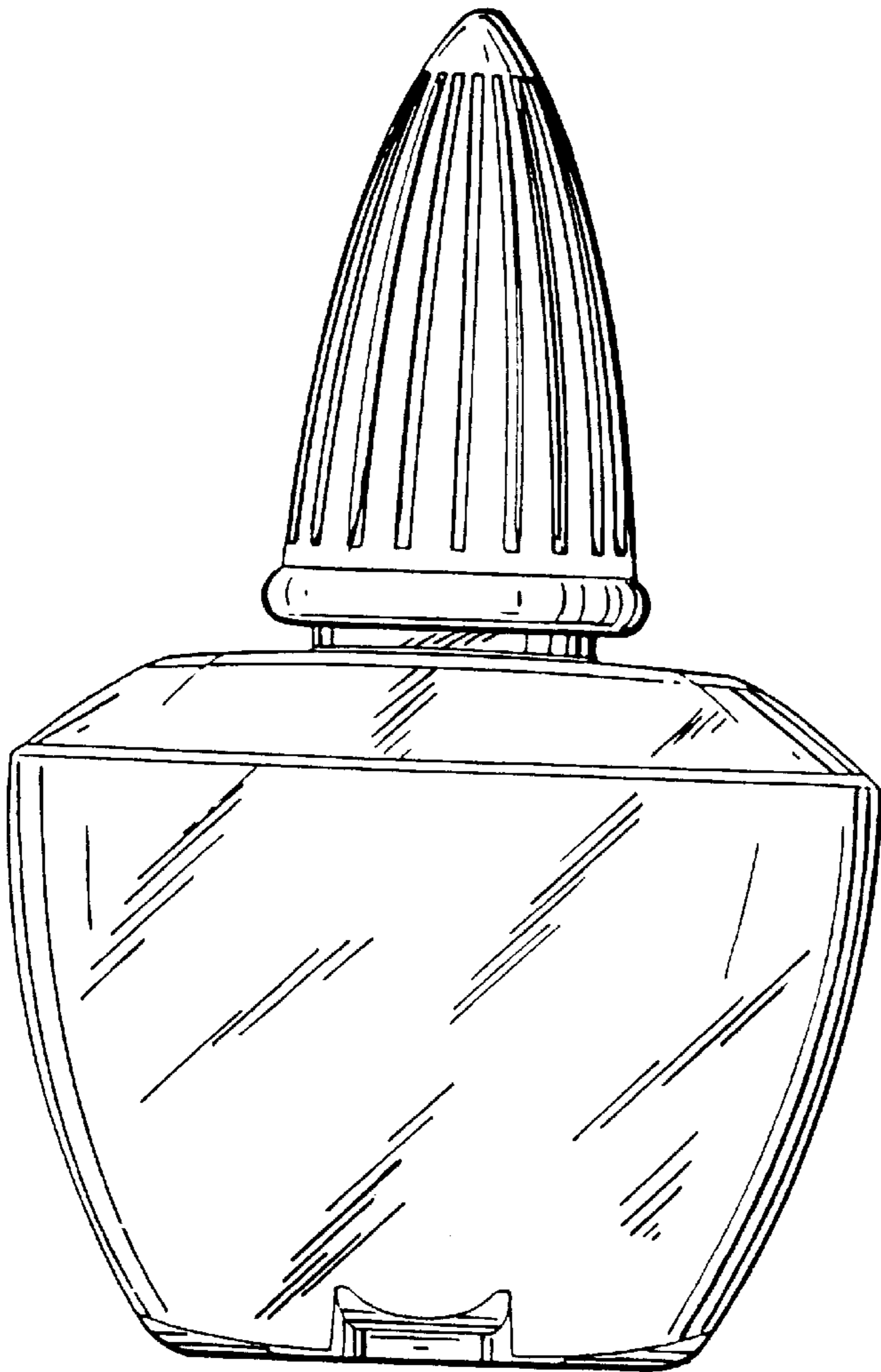


FIG. 5




FIG. 6




FIG. 7