



US00D454620S

(12) **United States Design Patent**
Starck

(10) **Patent No.:** **US D454,620 S**

(45) **Date of Patent:** **** Mar. 19, 2002**

(54) **SANITARY SLIDE BAR WITH SHOWER
HOLDER**

D385,333 S * 10/1997 Caroen et al. D23/228
D391,341 S * 2/1998 Sutherland D23/228
D424,177 S * 5/2000 Stack D23/283

(75) Inventor: **Philippe Starck**, Issy-les-Moulineaux
(FR)

OTHER PUBLICATIONS

Hansgrohe catalogue '97, pp. 30–31, Jan. 1997.
Grohetec Brausen–Programm, pp. 26–27, Mar. 1997.

(73) Assignee: **Hansgrohe AG**, Schiltach (DE)

* cited by examiner

(**) Term: **14 Years**

Primary Examiner—Robin V. Taylor

(21) Appl. No.: **29/106,543**

(74) *Attorney, Agent, or Firm*—Duane Morris

(22) Filed: **Jun. 17, 1999**

(57) **CLAIM**

(30) **Foreign Application Priority Data**

The ornamental design for a sanitary slide bar with shower
holder, as shown and described.

Dec. 18, 1998 (DE) 498 12 564

DESCRIPTION

(51) **LOC (7) Cl.** **23-01**

FIG. 1 is a side perspective view of a sanitary slide bar with
shower holder showing my new design;

(52) **U.S. Cl.** **D23/228; D23/283**

FIG. 2 is a side elevation view thereof;

(58) **Field of Search** D23/228, 304,
D23/283; 4/614, 615, 670, 596; D6/524

FIG. 3 is a top plan view thereof;

(56) **References Cited**

FIG. 4 is a bottom plan view thereof;

U.S. PATENT DOCUMENTS

FIG. 5 is a front view thereof;

D228,908 S * 10/1973 Juhlin D23/213

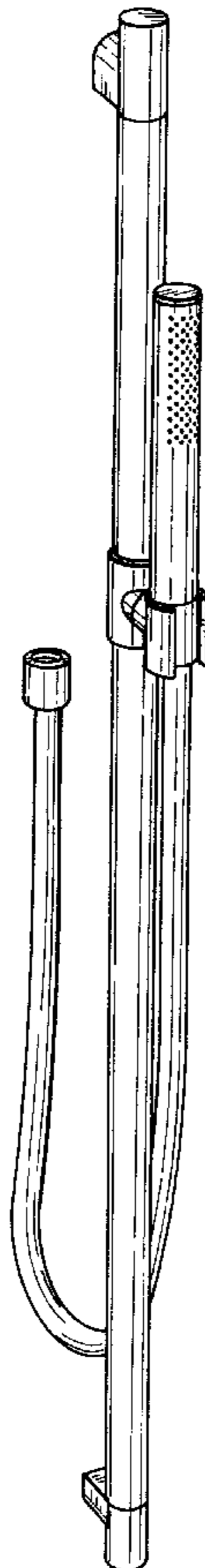
FIG. 6 is the other side elevation view thereof; and,

4,174,822 A * 11/1979 Larsson D23/228

FIG. 7 is a rear view thereof.

D384,129 S * 9/1997 Neufeld D23/228

1 Claim, 2 Drawing Sheets



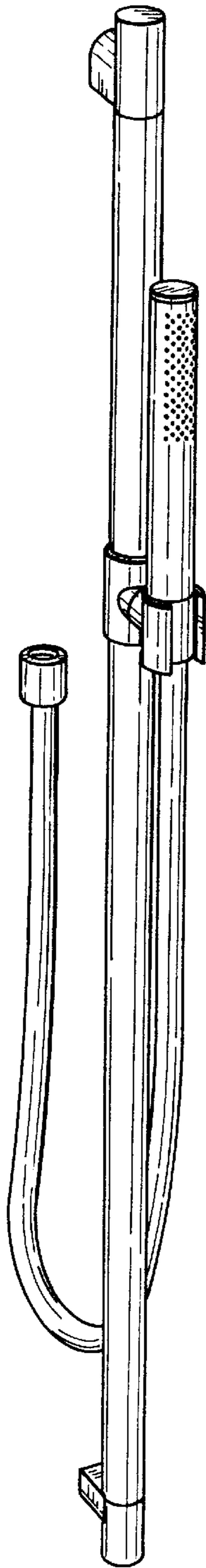


FIG. 1

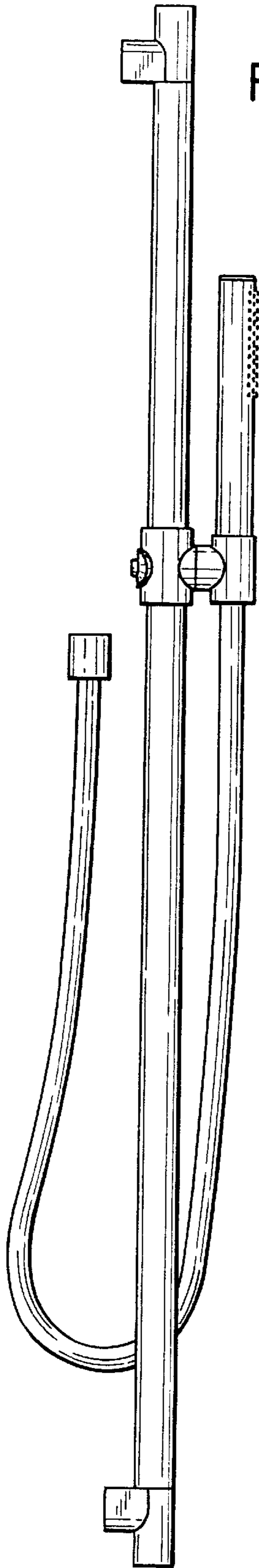


FIG. 2

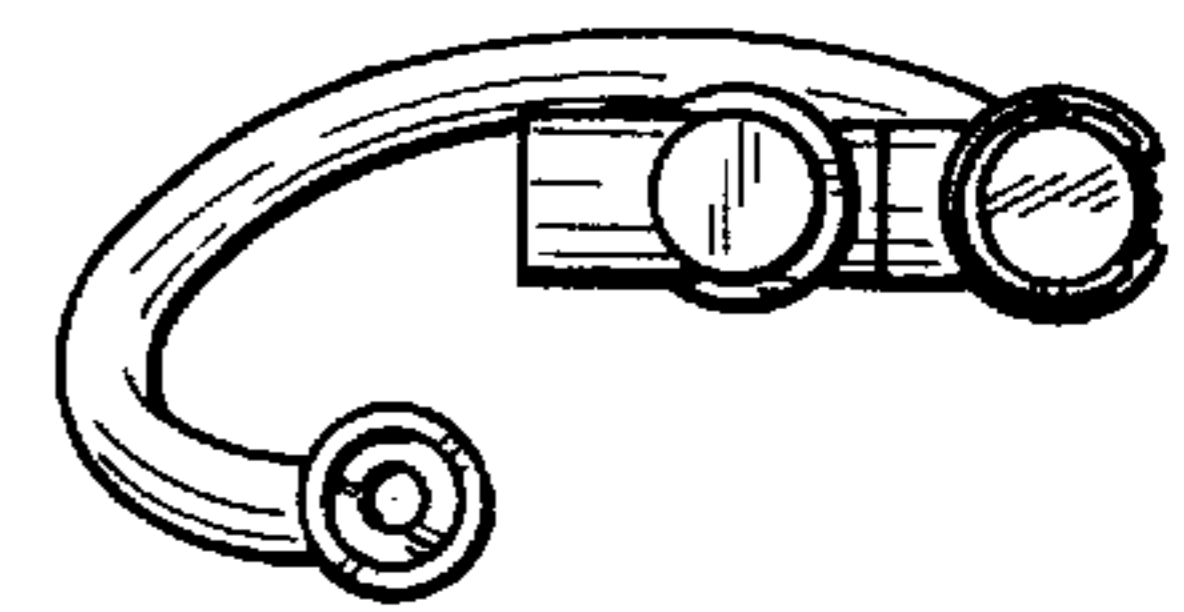


FIG. 3

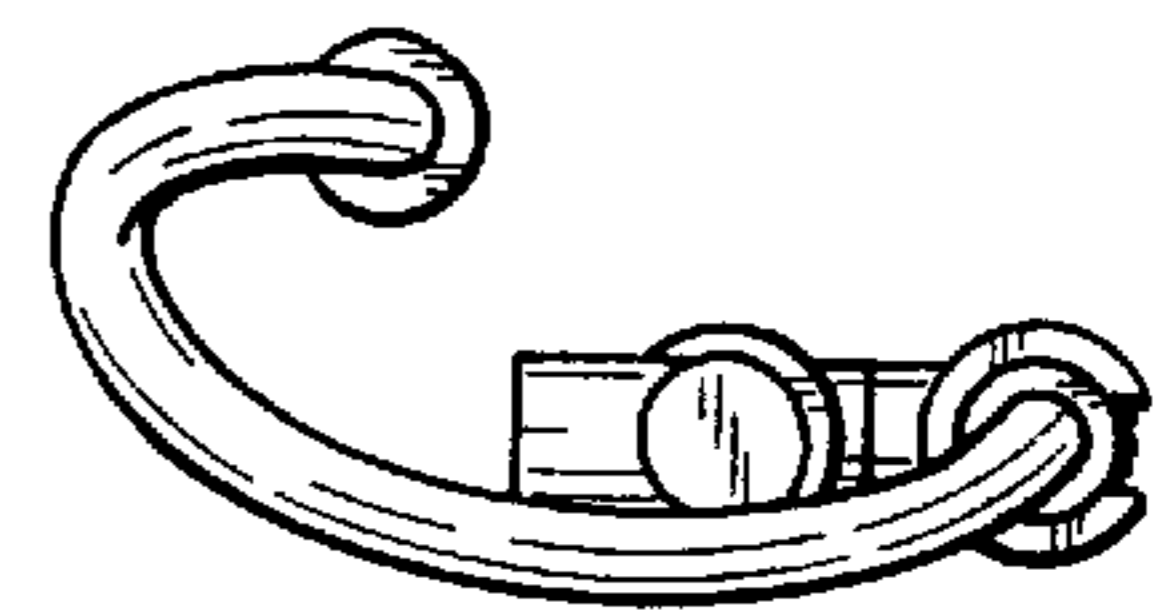


FIG. 4

FIG. 5



FIG. 6

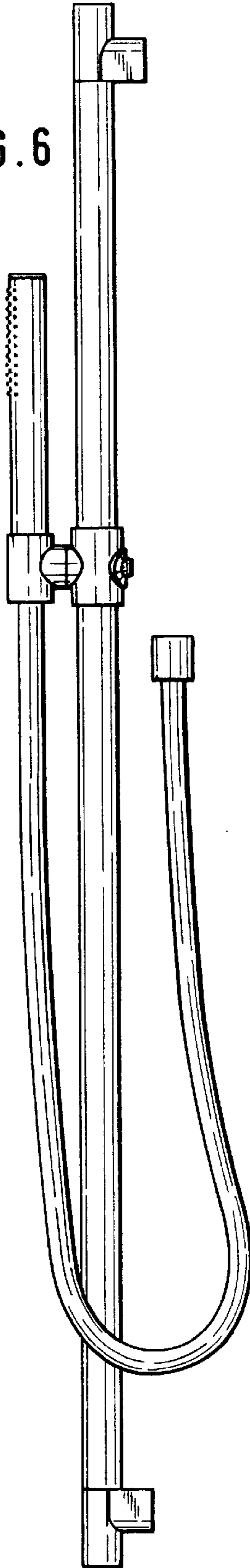


FIG. 7

