



US00D454601S

(12) **United States Design Patent**
Cheng

(10) **Patent No.:** **US D454,601 S**

(45) **Date of Patent:** **** Mar. 19, 2002**

(54) **TOY CAR**

(76) **Inventor:** **Chung-Jen Cheng**, 2/F, Block 3, Wah Lai Industrial Centre, 10-14, Kwei Tei Street, Fo Tan, Shatin, New Territories (HK)

(**) **Term:** **14 Years**

(21) **Appl. No.:** **29/145,085**

(22) **Filed:** **Jul. 17, 2001**

(51) **LOC (7) Cl.** **21-01**

(52) **U.S. Cl.** **D21/430**

(58) **Field of Search** D21/419-435,
D21/447, 452; 446/440, 465, 470; 280/1.12,
87.01, 87.021

(56) **References Cited**

U.S. PATENT DOCUMENTS

2,755,095 A * 7/1956 Douglas et al. 280/1.12
D185,733 S * 7/1959 Cagan D21/430
D221,565 S * 8/1971 Dunbar D21/430

4,098,517 A * 7/1978 Sortini 280/1.12
D327,722 S * 7/1992 Chih D21/448
D336,665 S * 6/1993 Tugendhaft D21/448
D384,706 S * 10/1997 Temple D21/430

* cited by examiner

Primary Examiner—Raphael Barkai

(74) *Attorney, Agent, or Firm*—Rosenberg, Klein & Lee

(57) **CLAIM**

The ornamental design for a toy car, as shown and described.

DESCRIPTION

FIG. 1 is a perspective view of a toy car showing my new design;

FIG. 2 is a top plan view thereof;

FIG. 3 is a bottom plan view thereof;


FIG. 4 is a front elevational view thereof;

FIG. 5 is a rear elevational view thereof;

FIG. 6 is a left side elevational view thereof; and,

FIG. 7 is a right side elevational view thereof.

1 Claim, 4 Drawing Sheets






FIG. 1

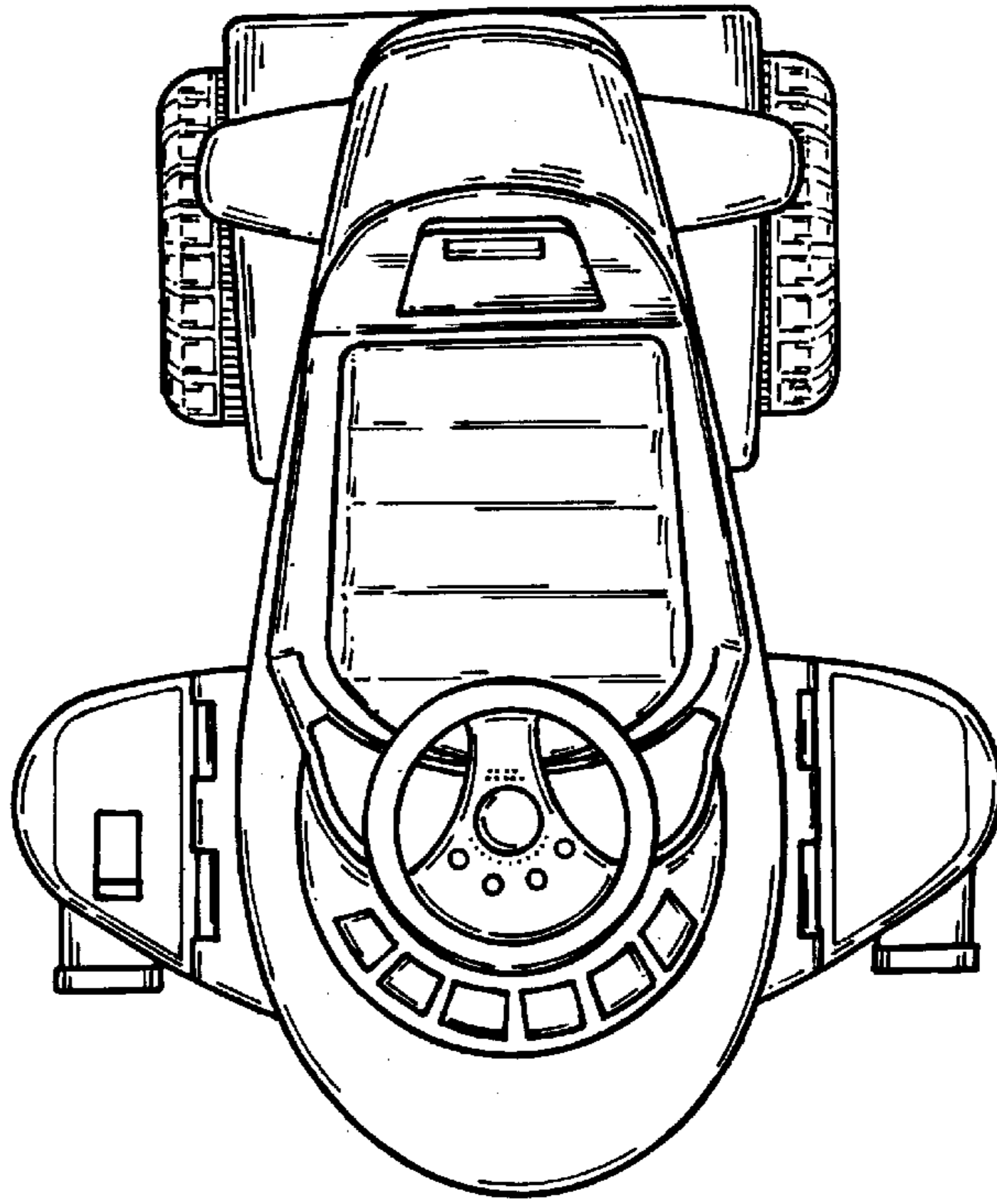


FIG. 2

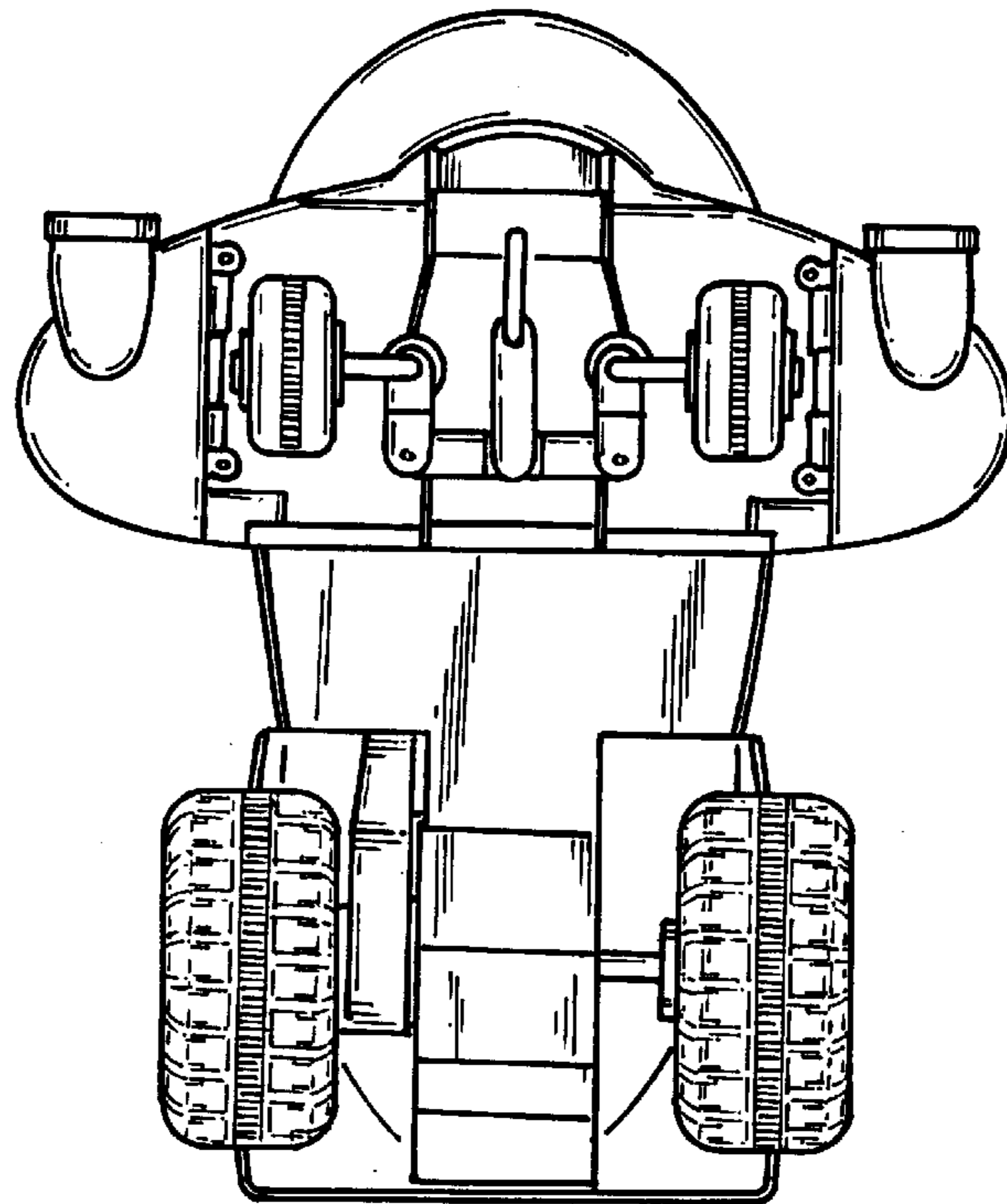


FIG. 3

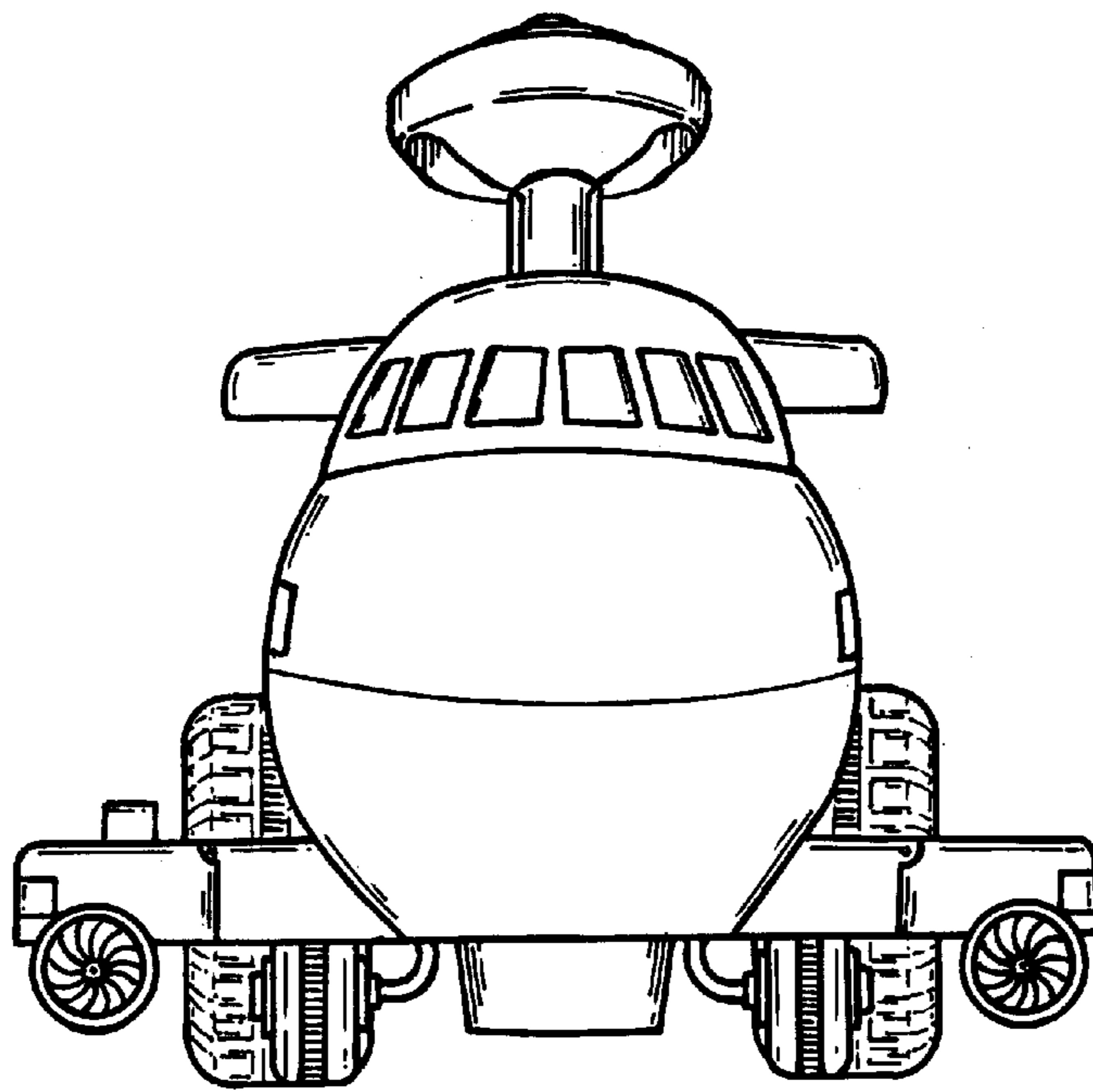


FIG. 4

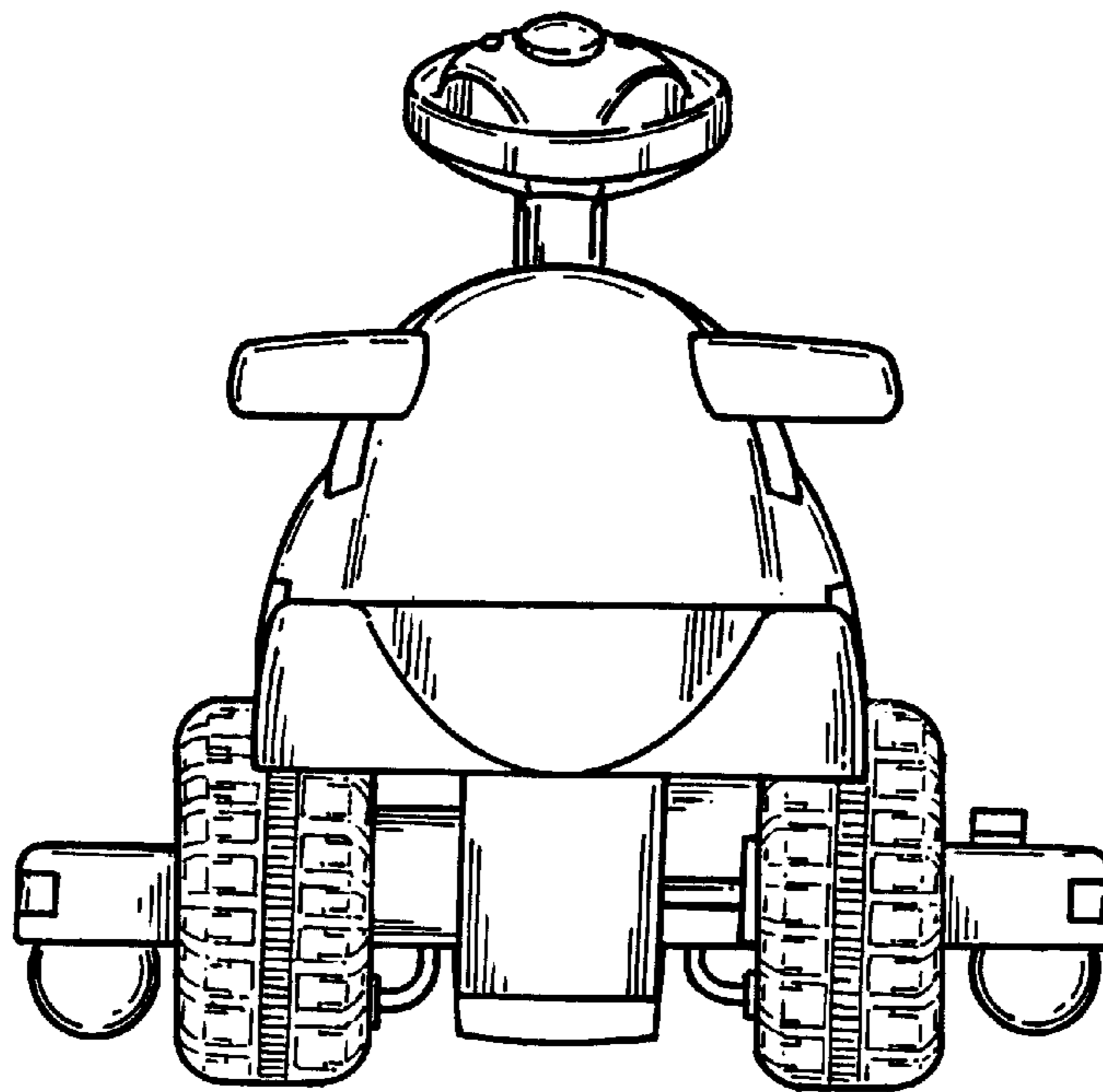


FIG. 5




FIG. 6




FIG. 7