



US00D454590S

(12) **United States Design Patent**  
**Sakuno**

(10) **Patent No.:** **US D454,590 S**

(45) **Date of Patent:** **\*\* Mar. 19, 2002**

(54) **CAP OF BALL-POINT PEN**

(75) Inventor: **Makoto Sakuno**, Tokyo (JP)

(73) Assignee: **Kabushiki Kaisha Pilot**, Tokyo (JP)

(\*\*) Term: **14 Years**

(21) Appl. No.: **29/145,274**

(22) Filed: **Jul. 20, 2001**

(30) **Foreign Application Priority Data**

Jan. 23, 2001 (JP) ..... 2001-001228

(51) **LOC (7) Cl.** ..... **19-06**

(52) **U.S. Cl.** ..... **D19/57; D19/56**

(58) **Field of Search** ..... D19/35, 36, 41-51,  
D19/53-58, 81-85; 401/98, 202, 213, 243-247,  
262

(56) **References Cited**

**U.S. PATENT DOCUMENTS**

- D358,844 S \* 5/1995 Ito ..... D19/57
- D373,383 S \* 9/1996 Izushima ..... D19/57
- D409,661 S \* 5/1999 Izushima ..... D19/57
- D414,205 S \* 9/1999 Chevalier et al. .... D19/57
- D418,164 S \* 12/1999 Izushima ..... D19/57

- D426,572 S \* 6/2000 Salemme et al. .... D19/47
- D443,642 S \* 6/2001 Tsuchikura ..... D19/36
- D446,813 S \* 8/2001 Yoon ..... D19/43

**OTHER PUBLICATIONS**

Pentel's Union Catalog 2000; TRJ50-A, TRJ50-B, TRJ50-C, TRJ50-D.

\* cited by examiner

*Primary Examiner*—Martie K. Holtje

(74) *Attorney, Agent, or Firm*—Sughrue Mion, PLLC

(57) **CLAIM**

The ornamental design for a cap of ball-point pen, as shown and described.

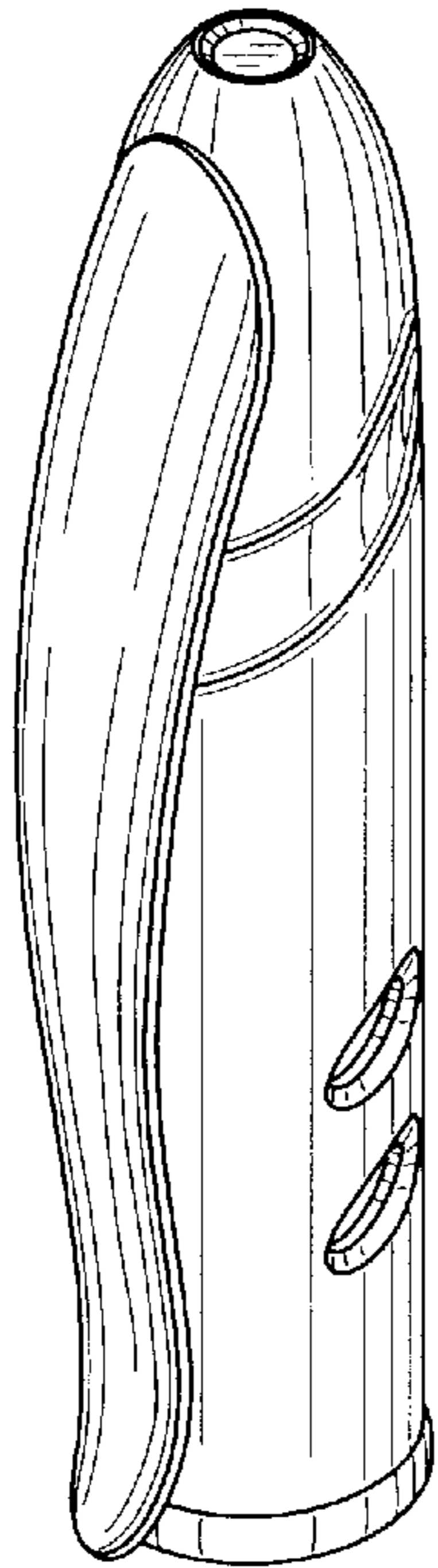
**DESCRIPTION**

FIG. 1 is a perspective view of the top, front and right side of a cap of ball-point pen showing my new design;  
 FIG. 2 is a top plan view thereof;  
 FIG. 3 is a bottom plan view thereof;  
 FIG. 4 is a front elevational view thereof;  
 FIG. 5 is a right side elevational view thereof, the left side being a mirror image thereof; and,  
 FIG. 6 is a rear elevational view thereof.

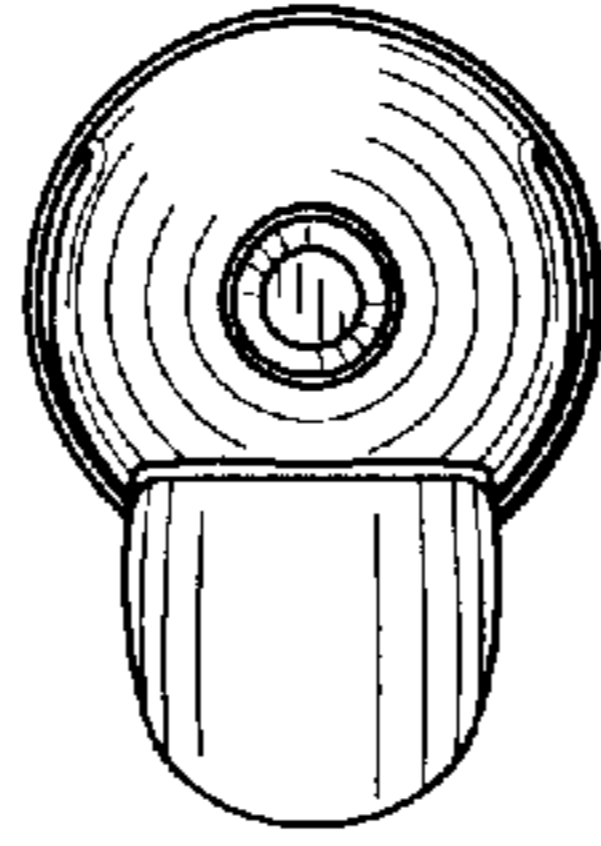
**1 Claim, 1 Drawing Sheet**



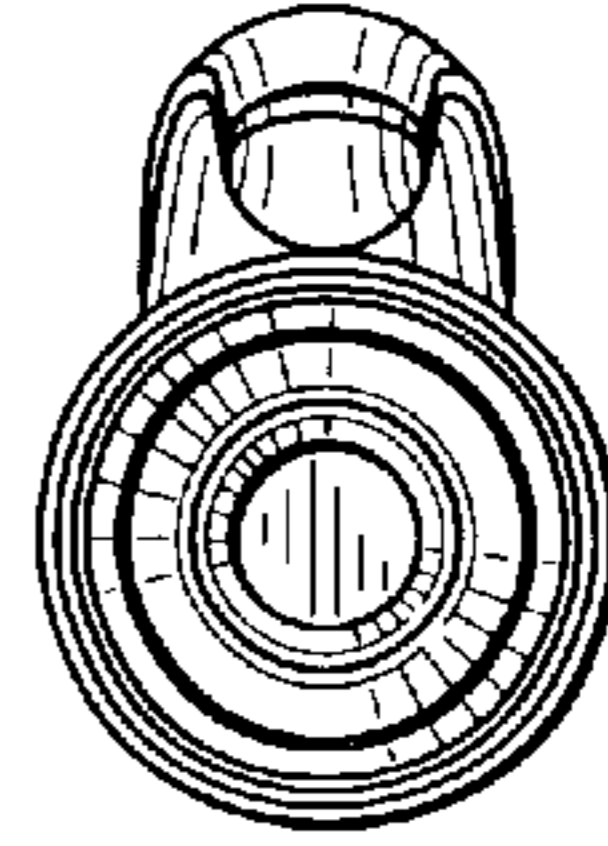
*FIG. 1*




*FIG. 2*



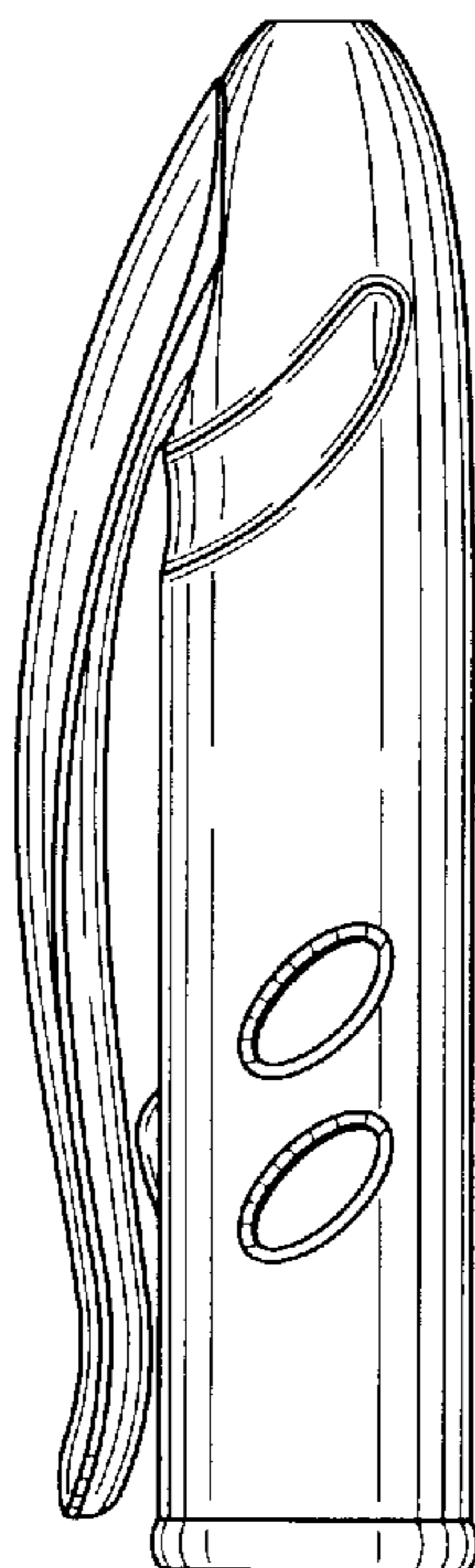
*FIG. 3*



*FIG. 4*



*FIG. 5*



*FIG. 6*

