



US00D454589S

(12) **United States Design Patent**
Pellissa Beneyto

(10) **Patent No.:** **US D454,589 S**

(45) **Date of Patent:** **** Mar. 19, 2002**

(54) **PEN**

(75) **Inventor:** **Ferran Pellissa Beneyto, Celra (ES)**

(73) **Assignee:** **Inoxcrom, S.A., Barcelona (ES)**

(**) **Term:** **14 Years**

(21) **Appl. No.:** **29/141,918**

(22) **Filed:** **May 15, 2001**

(51) **LOC (7) Cl.** **19-06**

(52) **U.S. Cl.** **D19/48; D19/46; D19/50;**
D19/56

(58) **Field of Search** **D19/35, 36, 41-51,**
D19/53-58, 81-85; 401/99, 100, 101-104,
106-117, 209; 24/10 R

(56) **References Cited**

U.S. PATENT DOCUMENTS

- 428,752 A * 5/1890 Gores 24/10 R
- 3,154,016 A * 10/1964 Frey D19/55 X
- D332,963 S * 2/1993 Anavil et al. D19/49

- D366,062 S * 1/1996 Takahashi D19/51
- D414,807 S * 10/1999 Baudino et al. D19/55
- D425,559 S * 5/2000 Beneyto D19/51
- D443,896 S * 6/2001 Briggl et al. D19/49
- D446,243 S * 8/2001 Pellissa Beneyto D19/51
- D446,244 S * 8/2001 Baudino et al. D19/51

* cited by examiner

Primary Examiner—Martie K. Holtje

(74) *Attorney, Agent, or Firm*—Michael J. Striker

(57) **CLAIM**

I claim the ornamental design for a pen, as shown and described.

DESCRIPTION

FIG. 1 is a front view of a pen showing my new design;
 FIG. 2 is a side view thereof which is a mirror image of the opposite side thereof;
 FIG. 3 is a rear view thereof;
 FIG. 4 is a top view thereof; and,
 FIG. 5 is a bottom view thereof.

1 Claim, 1 Drawing Sheet

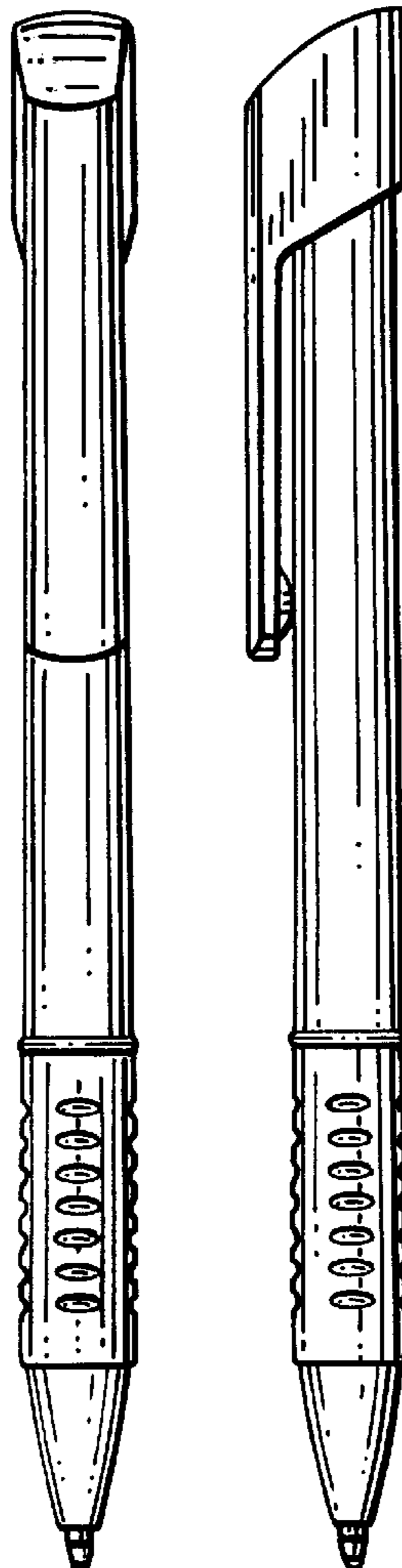


FIG. 1



FIG. 2




FIG. 3




FIG. 4

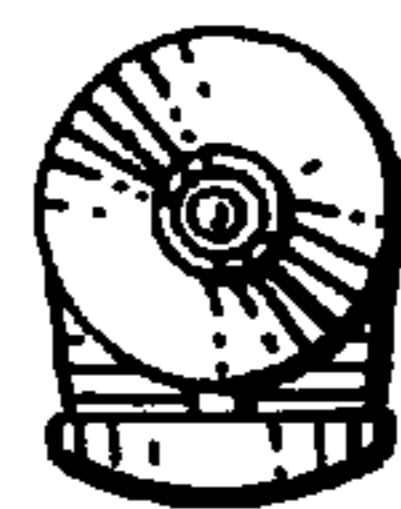


FIG. 5