



US00D454587S

(12) **United States Design Patent**  
**Qiu**

(10) **Patent No.:** **US D454,587 S**

(45) **Date of Patent:** **\*\* Mar. 19, 2002**

(54) **PEN**  
(75) **Inventor:** **Zhiming Qiu**, Ningbo (CN)  
(73) **Assignee:** **Ningbo Beifa Group Co. Ltd.**, Ningbo (CN)  
(\*\*) **Term:** **14 Years**

D417,891 S \* 12/1999 Izushima ..... D19/48  
D418,872 S \* 1/2000 Leibeck ..... D19/50  
D439,613 S \* 3/2001 Ham ..... D19/43

\* cited by examiner

*Primary Examiner*—Martie K. Holtje  
(74) *Attorney, Agent, or Firm*—Christensen O'Connor Johnson Kindness PLLC

(21) **Appl. No.:** **29/141,738**  
(22) **Filed:** **May 10, 2001**

(57) **CLAIM**

The ornamental design for a pen, as shown and described.

(30) **Foreign Application Priority Data**

**DESCRIPTION**

Nov. 14, 2000 (CN) ..... 00 3 19356  
(51) **LOC (7) Cl.** ..... **19-06**  
(52) **U.S. Cl.** ..... **D19/43; D19/48; D19/56; D19/57**  
(58) **Field of Search** ..... D19/35, 36, 41-43, D19/44-51, 53-58, 81-85; 401/98, 196-202, 213, 243-247, 261-262

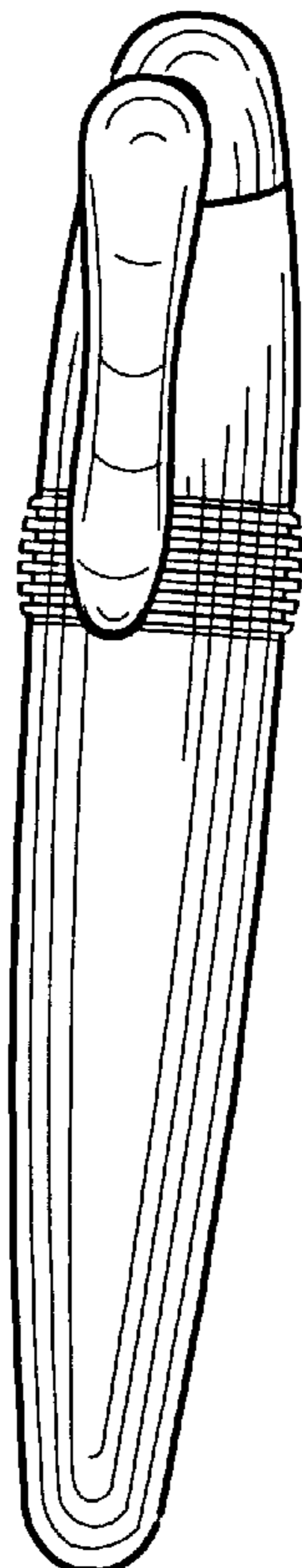
FIG. 1 is perspective view of a pen, showing my new design; FIG. 2 is a right side elevational view thereof; FIG. 3 is a left side elevational view thereof; FIG. 4 is a top plan view thereof; FIG. 5 is a front elevational view thereof; FIG. 6 is a rear elevational view thereof; FIG. 7 is a bottom plan view thereof; FIG. 8 is a perspective view of the pen cap in FIG. 1 shown separately for case of illustration; FIG. 9 is a right side elevational view thereof; FIG. 10 is a left side elevational view thereof; FIG. 11 is a top plan view thereof; FIG. 12 is a front elevational view thereof; FIG. 13 is a rear elevational view thereof; and, FIG. 14 is a bottom plan view thereof.


(56) **References Cited**

**U.S. PATENT DOCUMENTS**

2,642,042 A \* 6/1953 Gowland ..... 401/45  
D310,100 S \* 8/1990 Yubisui ..... D19/48  
D321,009 S \* 10/1991 Yubisui ..... D19/48  
D327,707 S \* 7/1992 Katami ..... D19/49  
5,203,638 A \* 4/1993 Redmond, Jr. .... 401/202 X  
D389,864 S \* 1/1998 Jones et al. .... D19/48

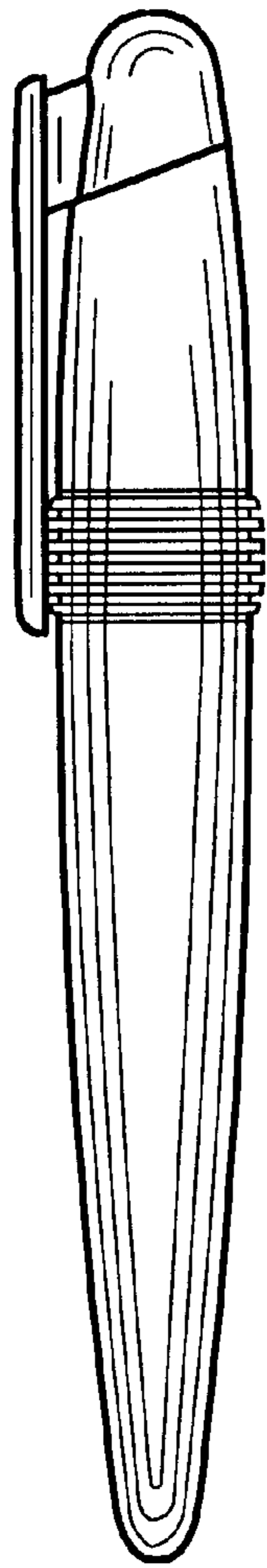
**1 Claim, 4 Drawing Sheets**



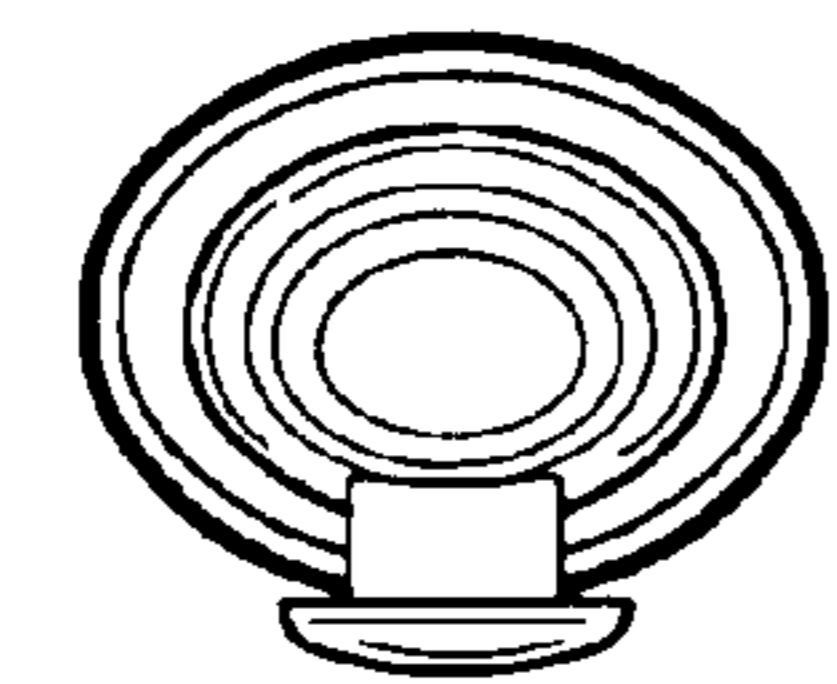
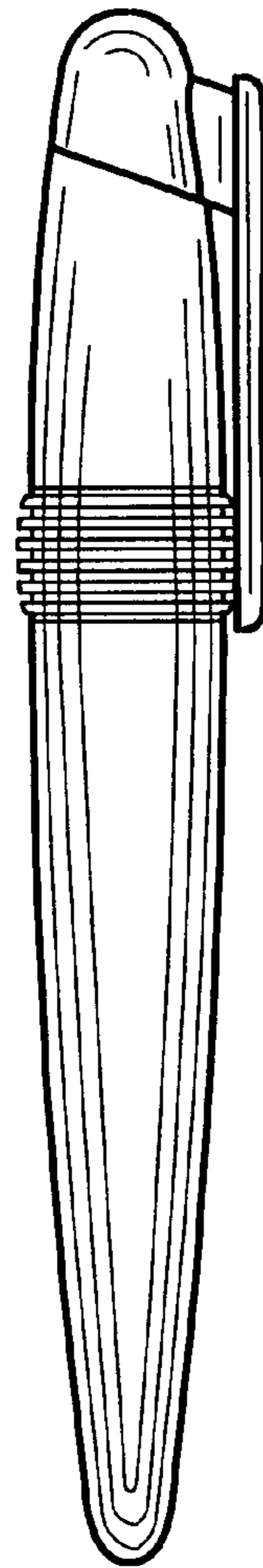


*Fig. 1.*

*Fig. 2.*

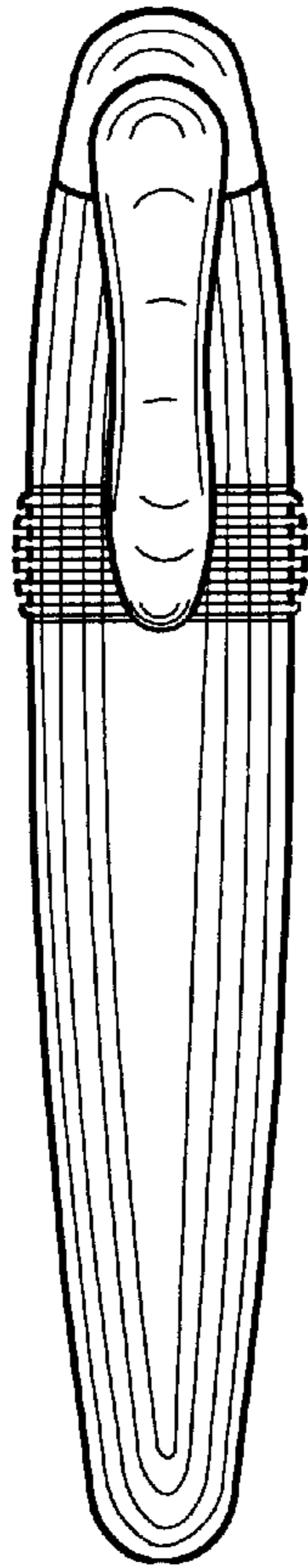


*Fig. 3.*

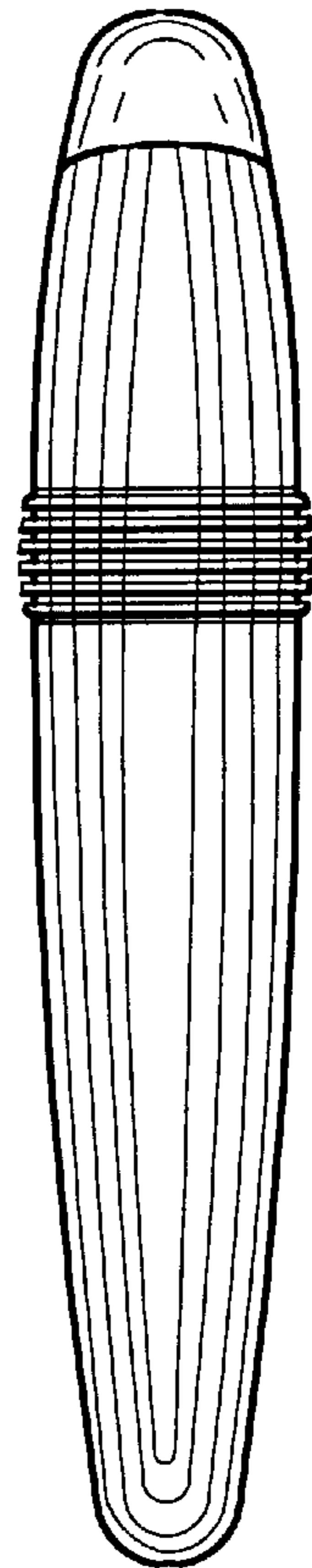


*Fig. 4.*

*Fig. 5.*



*Fig. 6.*



*Fig. 7.*






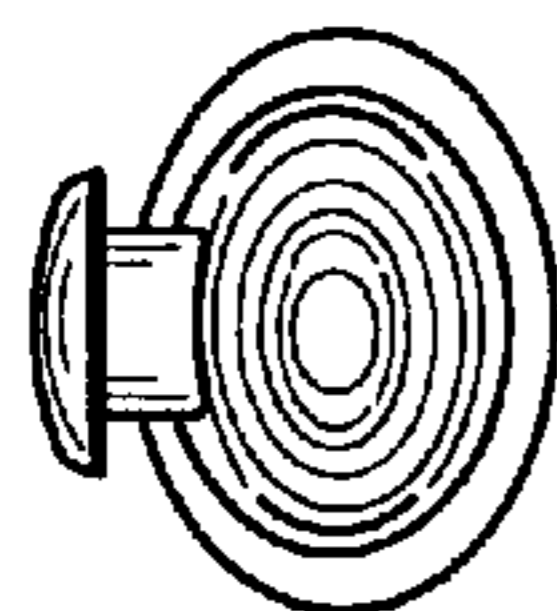
*Fig. 9.*



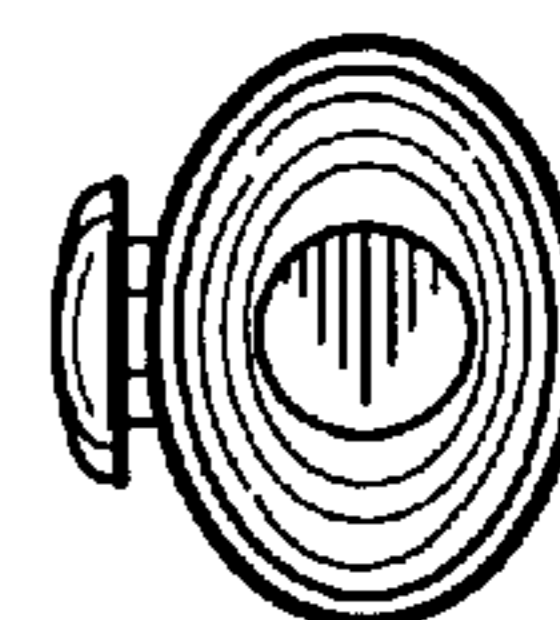
*Fig. 10.*



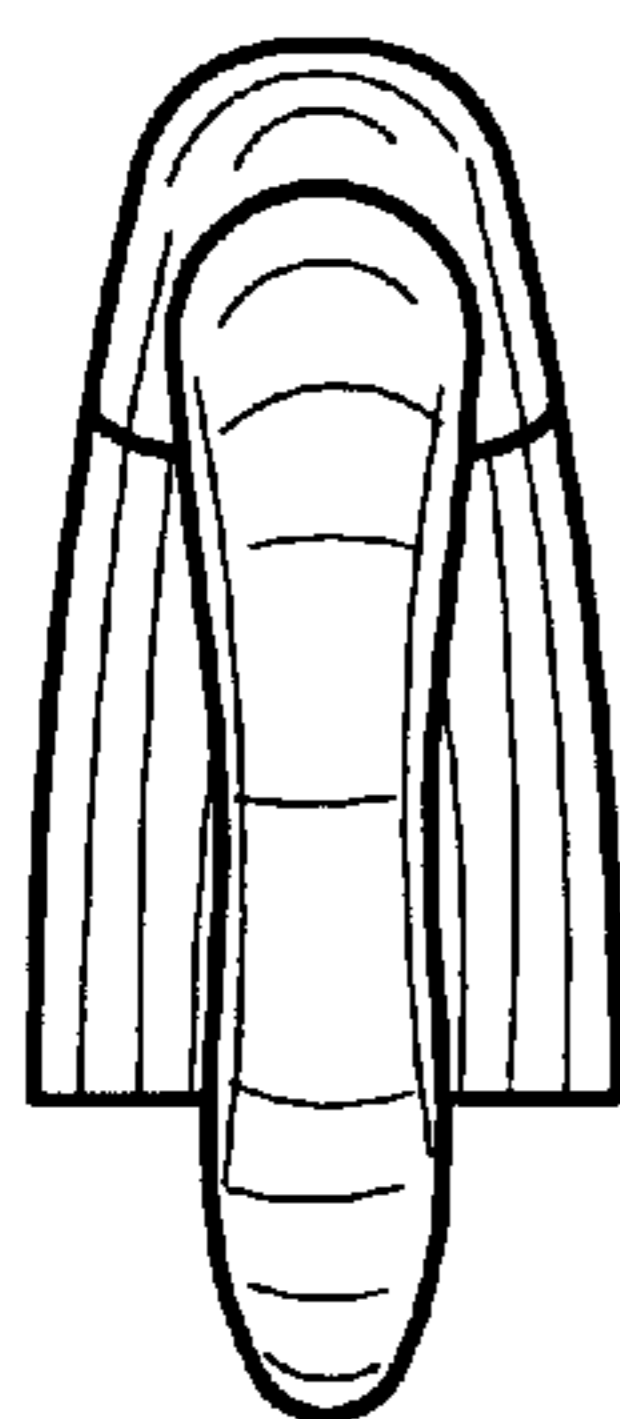
*Fig. 8.*



*Fig. 11.*



*Fig. 14.*



*Fig. 12.*



*Fig. 13.*

UNITED STATES PATENT AND TRADEMARK OFFICE  
**CERTIFICATE OF CORRECTION**

PATENT NO. : Des. 454,587 S  
DATED : March 19, 2002  
INVENTOR(S) : Z. Qiu

Page 1 of 1

It is certified that error appears in the above-identified patent and that said Letters Patent is hereby corrected as shown below:

Title page,

Item [30], **Foreign Application Priority Data**, "00 3 19356" should read  
-- 00 3 19356.X --

**DESCRIPTION,**

Line 1, "of a pen, showing" should read -- of a whole pen, including cap and barrel, showing --

Line 9, "case" should read -- ease --

Signed and Sealed this

Twenty-seventh Day of May, 2003

A handwritten signature in black ink, appearing to read "James E. Rogan", with a horizontal line underneath.

JAMES E. ROGAN  
*Director of the United States Patent and Trademark Office*