



US00D454583S

(12) **United States Design Patent**  
**Whitby et al.**

(10) **Patent No.:** **US D454,583 S**

(45) **Date of Patent:** **\*\* Mar. 19, 2002**

(54) **PRINTER WITH A PIVOTING DISPLAY**

D438,895 S \* 3/2001 Pangburn ..... D18/55  
D439,608 S \* 3/2001 Gassett et al. .... D18/55

(75) Inventors: **Laura R. Whitby**, Rochester, NY (US);  
**Mark T. Steiner**, Greenwich, CT (US);  
**Steve P. Gerstein**, Lexington, KY (US)

\* cited by examiner

*Primary Examiner*—Cathy Anne MacCormac  
(74) *Attorney, Agent, or Firm*—David A. Novais

(73) Assignee: **Eastman Kodak Company**, Rochester,  
NY (US)

(57) **CLAIM**

(\*\*) Term: **14 Years**

The ornamental design of printer with a pivoting display, as shown and described.

(21) Appl. No.: **29/127,913**

**DESCRIPTION**

(22) Filed: **Aug. 14, 2000**

(51) **LOC (7) Cl.** ..... **14-02**

(52) **U.S. Cl.** ..... **D18/50**

(58) **Field of Search** ..... D18/37-39, 50,  
D18/54-55; 400/613, 613.1-613.4, 691-694,  
690.1-690.4; D14/462-470

FIG. 1 is a perspective front, top, right view of a printer according to our new design;  
FIG. 2 is a front view thereof;  
FIG. 3 is a top plan view thereof;  
FIG. 4 is left side view thereof;  
FIG. 5 is a right side view thereof;  
FIG. 6 is a bottom plan view thereof;  
FIG. 7 is a rear view thereof;  
FIG. 8 is a top plan view, similar to FIG. 3, but showing the display panel raised instead of lowered;  
FIG. 9 is a perspective front, top and right view showing the cover open and the display panel raised;  
FIG. 10 is a top plan view of FIG. 9;  
FIG. 11 is a left side view of FIG. 9;  
FIG. 12 is a right side view of FIG. 9; and,  
FIG. 13 is a top plan view showing the cover in raised position and the display panel in lowered position.

(56) **References Cited**

**U.S. PATENT DOCUMENTS**

D373,595 S \* 9/1996 Askren et al. .... D18/50  
D395,332 S \* 6/1998 Leong et al. .... D18/55  
D400,571 S \* 11/1998 Shimizu ..... D18/54  
D400,918 S \* 11/1998 Kobayashi et al. .... D18/55  
D414,799 S \* 10/1999 Cook et al. .... D18/55  
D423,563 S \* 4/2000 Collins et al. .... D18/55  
D433,442 S \* 11/2000 Clark, III ..... D18/55  
D433,443 S \* 11/2000 Ito et al. .... D18/55  
D435,266 S \* 12/2000 Sekine et al. .... D18/55  
D438,894 S \* 3/2001 Bishop et al. .... D18/55

**1 Claim, 13 Drawing Sheets**






Fig. 1




Fig. 2




Fig. 3





Fig. 4



**Fig. 5**




Fig. 6




Fig. 7






Fig. 8




Fig. 9




Fig. 10



Fig. 11




Fig. 12




Fig. 13