

US00D454550S

(12) **United States Design Patent**
Hayasaka et al.

(10) **Patent No.:** **US D454,550 S**
(45) **Date of Patent:** **** Mar. 19, 2002**

(54) **PORTABLE WIRELESS TELEPHONE**

(75) Inventors: **Shigeki Hayasaka; Satoshi Sugawara,**
both of Tokyo (JP)

(73) Assignee: **NEC Corporation, Tokyo (JP)**

(**) Term: **14 Years**

(21) Appl. No.: **29/140,374**

(22) Filed: **Apr. 18, 2001**

(30) **Foreign Application Priority Data**

Oct. 18, 2000 (JP) 12-029583

(51) **LOC (7) Cl.** **14-03**

(52) **U.S. Cl.** **D14/138**

(58) **Field of Search** D14/137, 138,
D14/218, 147-148, 247-248, 144, 341-347;
379/433.01-433.13, 419, 434, 428.01-428.04,
420.01-420.04, 440; 455/550-575, 90

(56) **References Cited**

U.S. PATENT DOCUMENTS

- 5,493,690 A * 2/1996 Shimazaki 455/575
- D369,598 S * 5/1996 Nagele et al. D14/138
- D385,873 S * 11/1997 Nagele et al. D14/138
- D408,402 S * 4/1999 Shimelfarb et al. D14/138
- D418,504 S * 1/2000 Frye et al. D14/138
- D419,155 S * 1/2000 Nagele et al. D14/138
- D422,275 S * 4/2000 Nagele et al. D14/138

- D429,228 S * 8/2000 Nagele et al. D14/138
- D430,859 S * 9/2000 Lindeman et al. D14/138
- D432,105 S * 10/2000 Hyun D14/138
- D433,397 S * 11/2000 Ogawa D14/138
- D434,402 S * 11/2000 Lee D14/138
- D438,184 S * 2/2001 Suzuki et al. D14/138
- D440,955 S * 4/2001 Tanaka et al. D14/138
- D443,866 S * 6/2001 Arbisi et al. D14/138
- D445,413 S * 7/2001 Yano D14/138
- D446,201 S * 8/2001 Kim D14/138
- 2001/0019946 A1 * 9/2001 Okuda 455/90

* cited by examiner

Primary Examiner—Jeffrey Asch

(74) *Attorney, Agent, or Firm*—Sughrue Mion, PLLC

(57) **CLAIM**

The ornamental design for a portable wireless telephone, as shown.

DESCRIPTION

FIG. 1 is a perspective view of the top, front and right side of a portable wireless telephone showing our new design; FIG. 2 is a front elevational view thereof; FIG. 3 is a rear elevational view thereof; FIG. 4 is a left side elevational view thereof; FIG. 5 is a right side elevational view thereof; FIG. 6 is a top plan view thereof; and, FIG. 7 is a bottom plan view thereof.

1 Claim, 4 Drawing Sheets

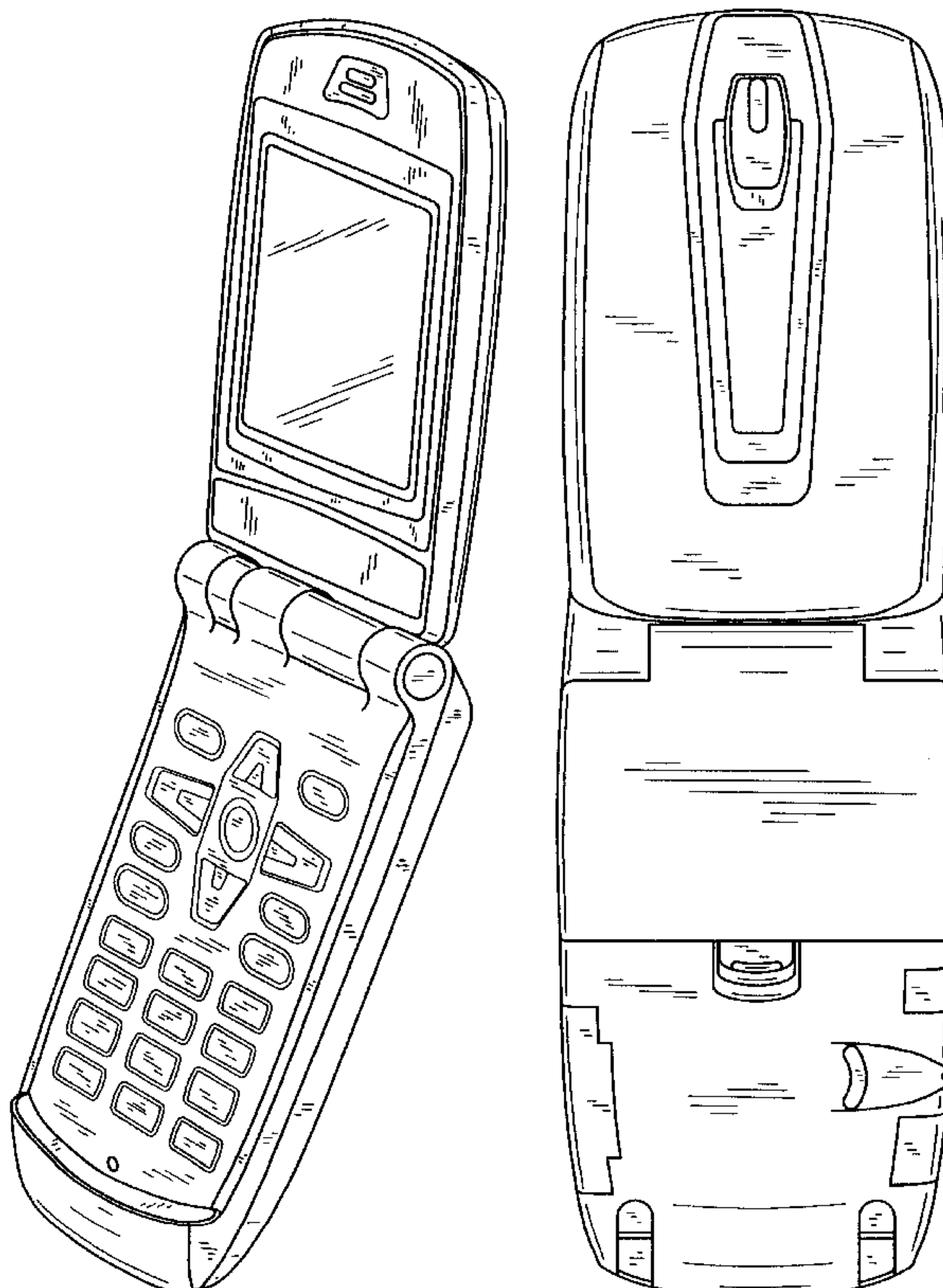


FIG. 1

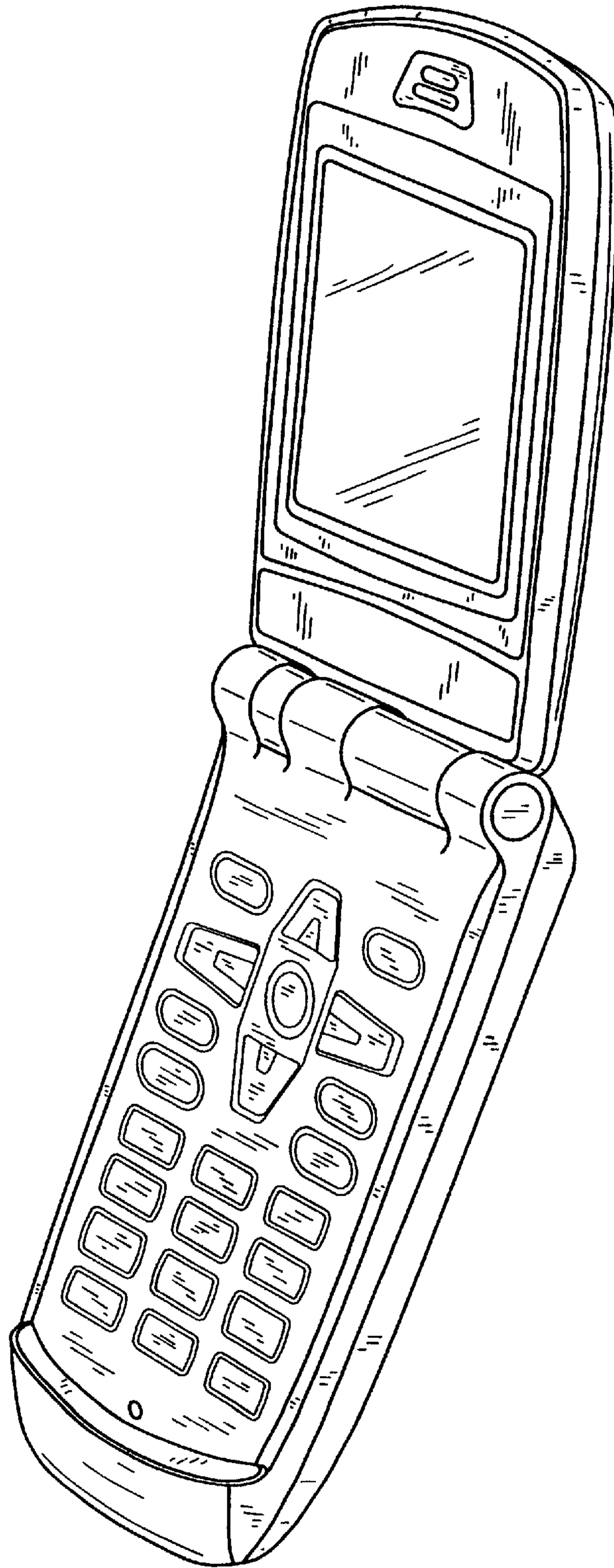


FIG. 2

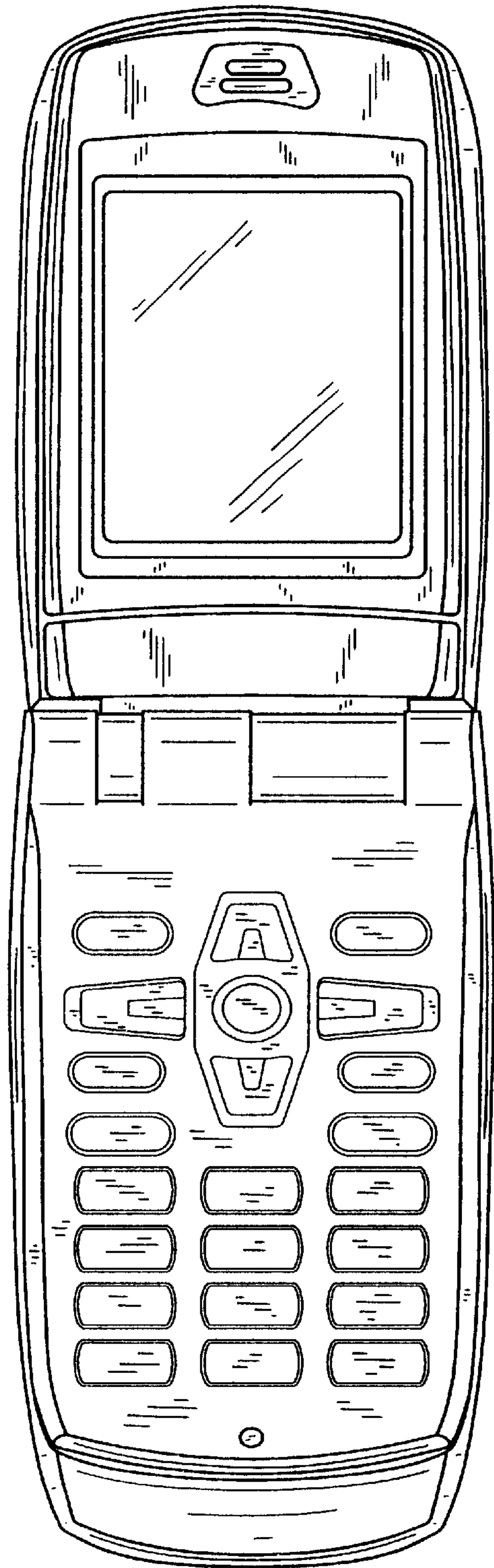


FIG. 3




FIG. 4

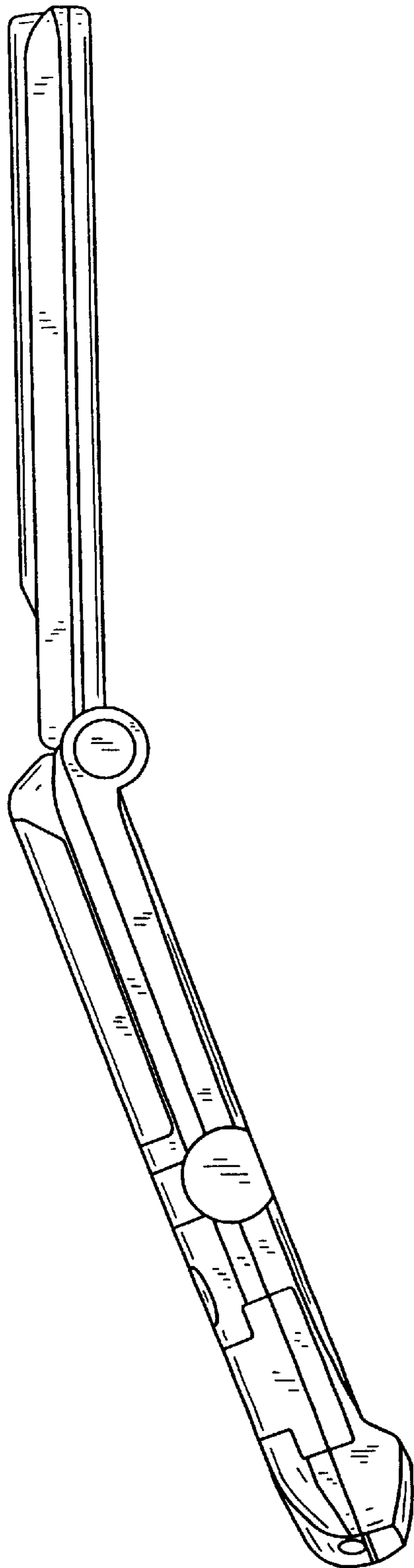


FIG. 5

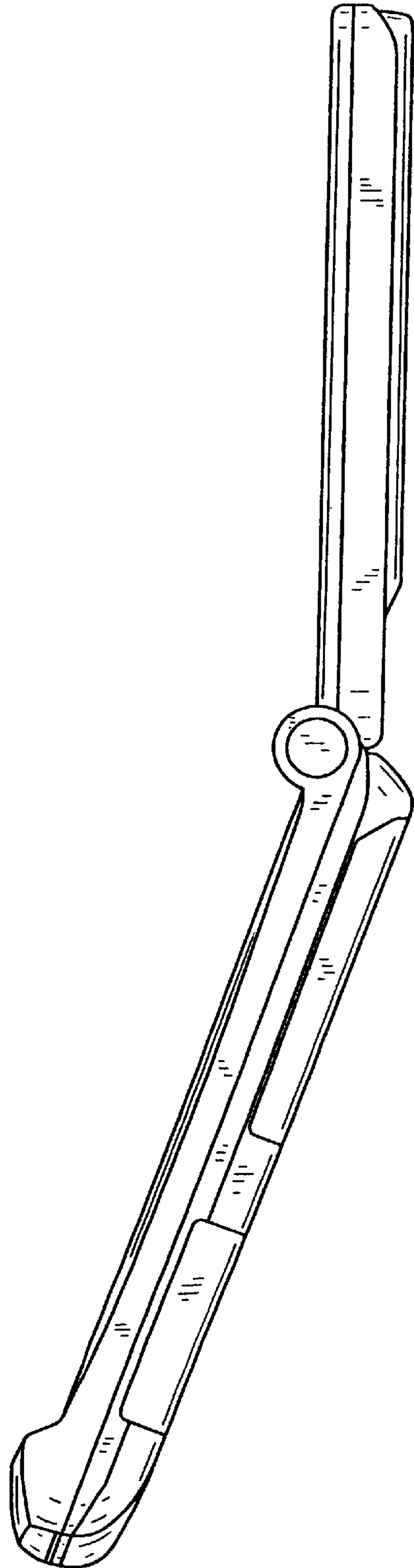


FIG. 6

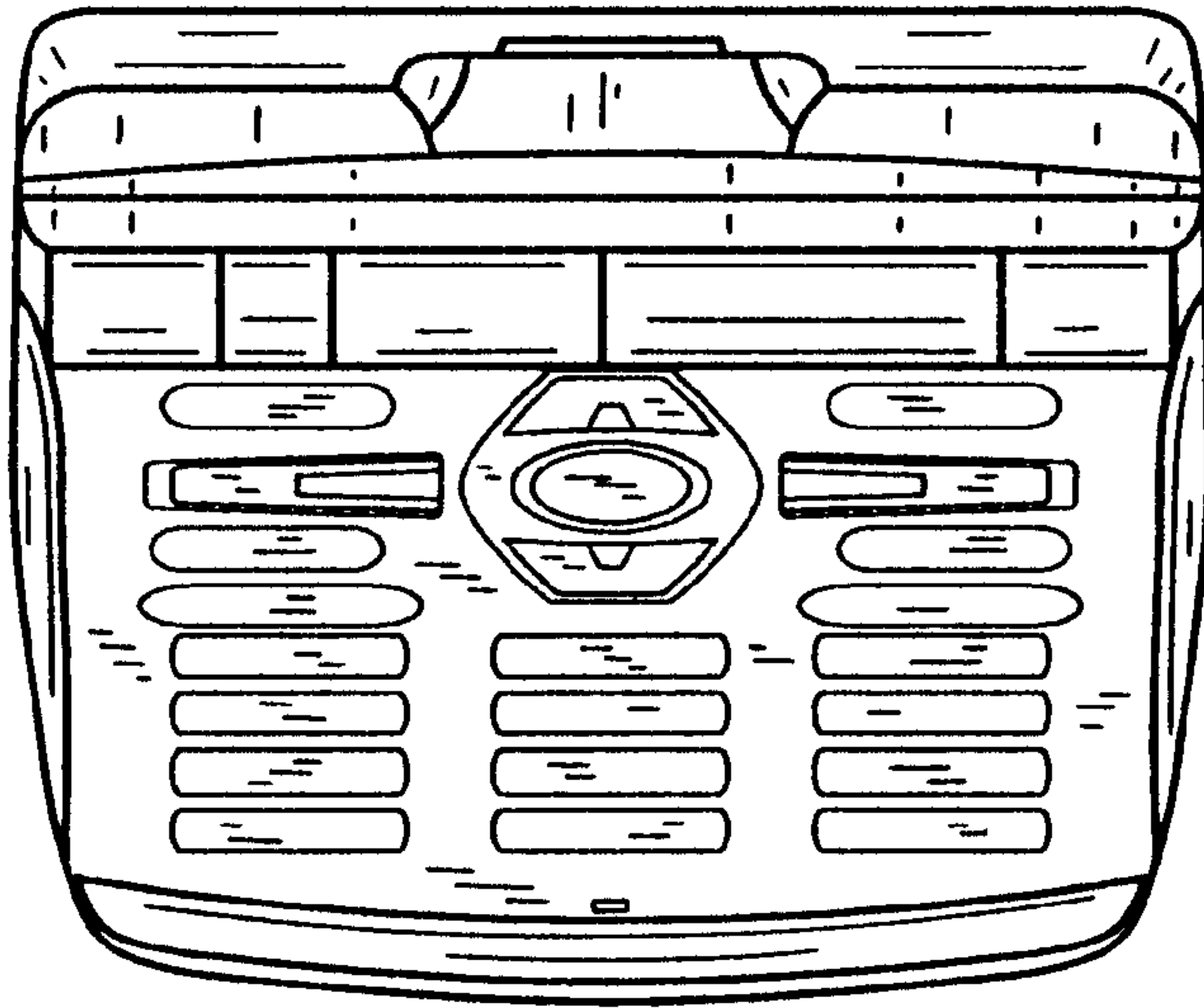


FIG. 7

