



US00D454548S

(12) **United States Design Patent**
Somoza

(10) **Patent No.:** **US D454,548 S**

(45) **Date of Patent:** **** Mar. 19, 2002**

(54) **BULGING ELEMENT ON PRINTED
CIRCUIT BOARD**

(75) Inventor: **Vincent E. Somoza, Kanata (CA)**

(73) Assignee: **Nortel Networks Limited, St. Laurent
(CA)**

(**) Term: **14 Years**

(21) Appl. No.: **29/133,148**

(22) Filed: **Nov. 24, 2000**

(51) **LOC (7) Cl.** **13-03**

(52) **U.S. Cl.** **D13/182**

(58) **Field of Search** D13/182, 110,
D13/123, 173, 184, 199; D8/330-331, 341,
343, 386; D10/46, 75; 29/829-832, 846;
174/250-268; 216/13; 257/724; 292/314;
361/697, 718, 752-753, 724, 760, 783,
787; 385/53, 134, 137; 428/901; 470/27

(56) **References Cited**

U.S. PATENT DOCUMENTS

260,279 A * 7/1882 Brooks
4,792,532 A * 12/1988 Ohtani et al. 438/15

5,578,802 A * 11/1996 Palmowski 200/5 A

* cited by examiner

Primary Examiner—Ted Shooman

Assistant Examiner—Daniel Bui

(74) *Attorney, Agent, or Firm*—Allan P. Millard

(57) **CLAIM**

The ornamental design for bulging element on printed circuit board, as shown and described.

DESCRIPTION

FIG. 1 is a perspective view thereof;

FIG. 2 is a front view thereof;

FIG. 3 is a top view thereof;

FIG. 4 is a bottom view thereof;

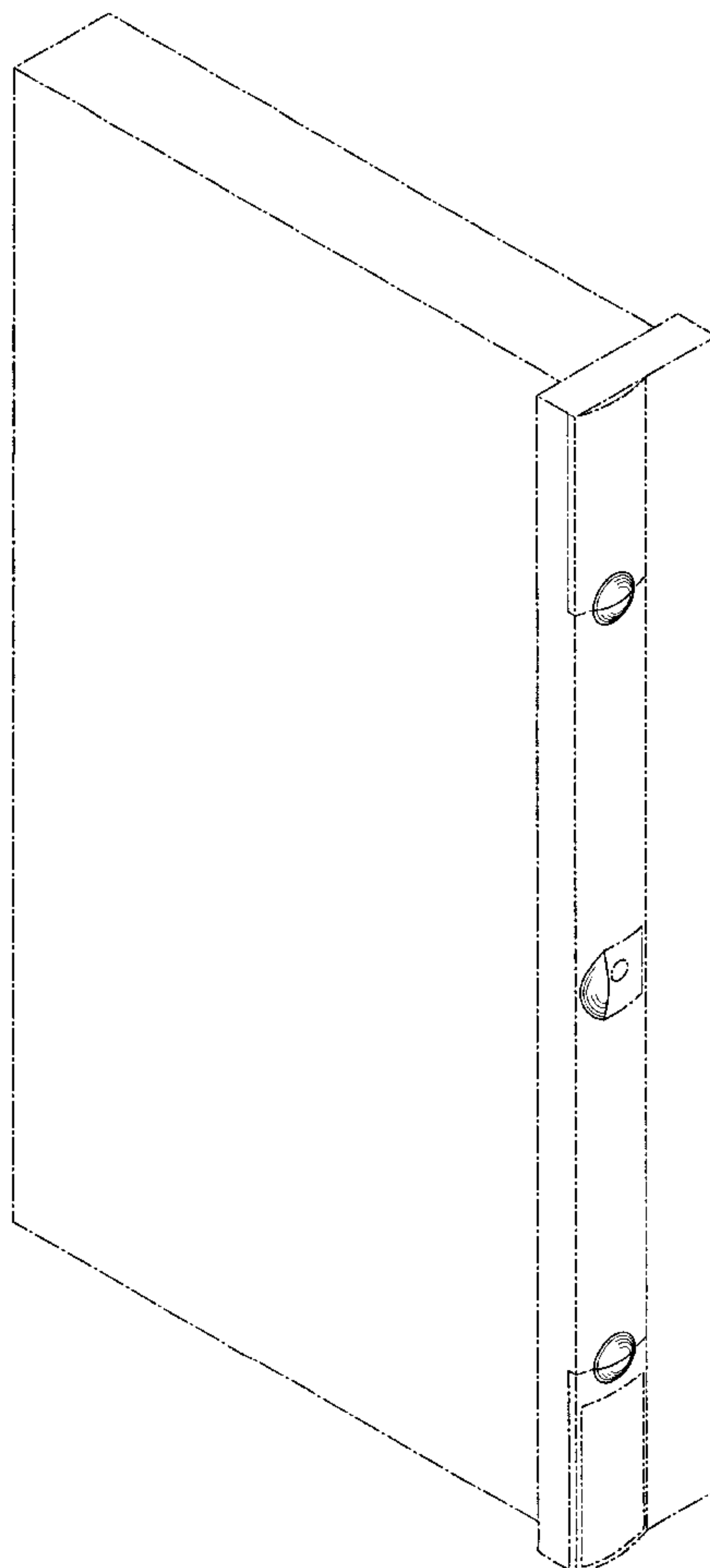
FIG. 5 is a right side view thereof; and,

FIG. 6 is a left side view thereof.

The broken lines shown in Figures are for illustrative purposes only and form no part of the claimed design.

The characteristic features of the design reside in the shape and ornamentation of the protruding semi-circles symmetrically positioned on the face of the printed circuit board along with the centrally positioned protruding quarter-circle.

1 Claim, 4 Drawing Sheets



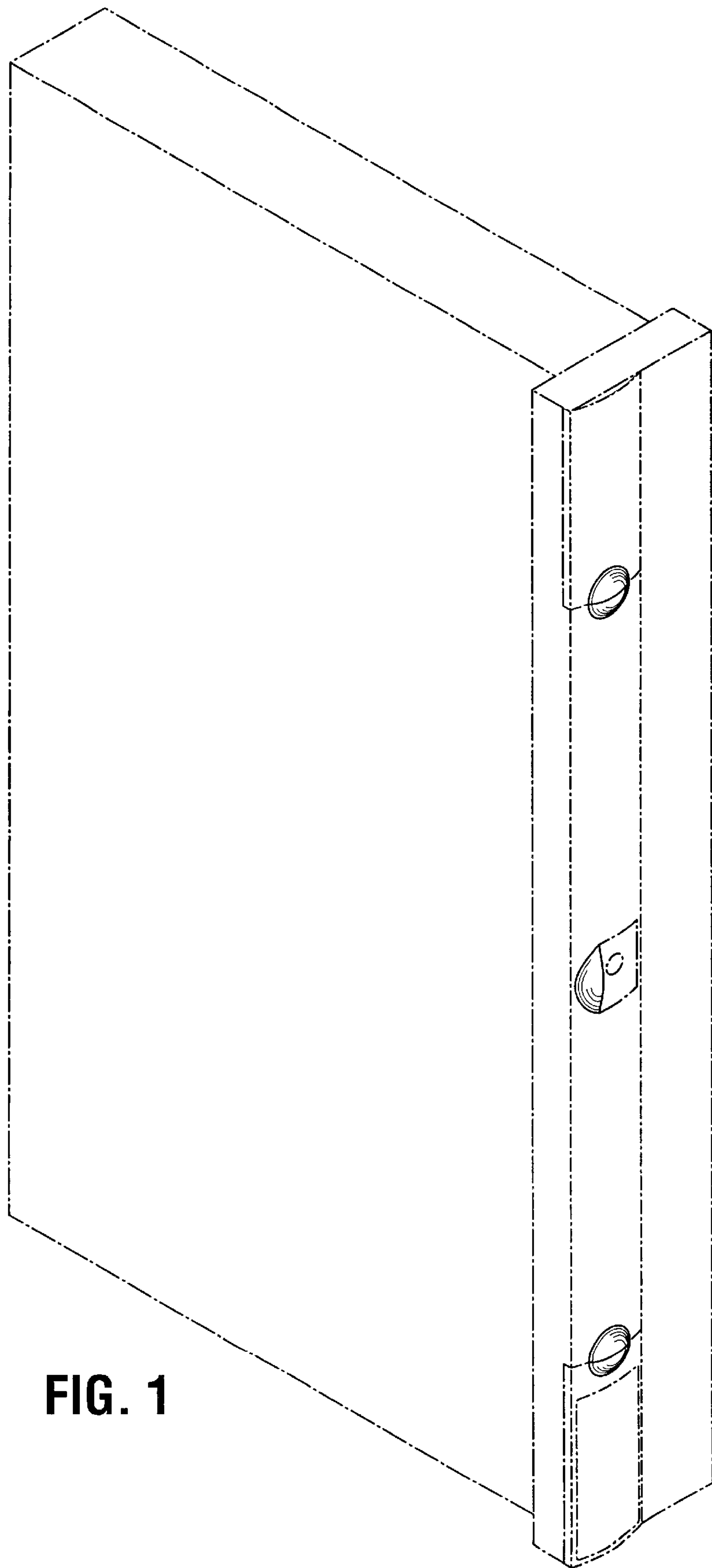


FIG. 1

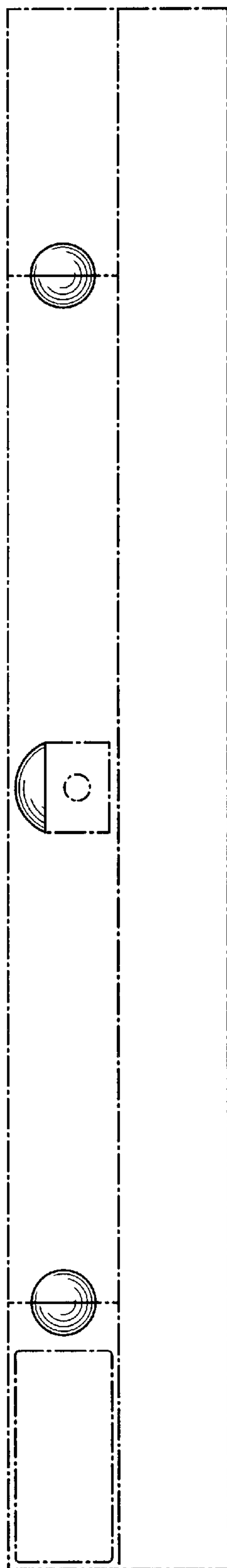


FIG. 2

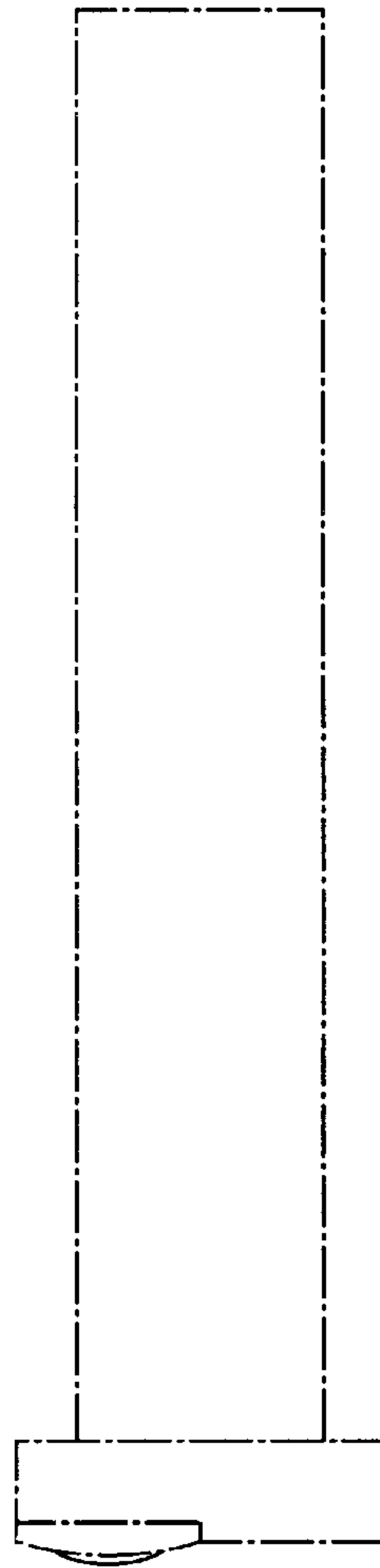


FIG. 3

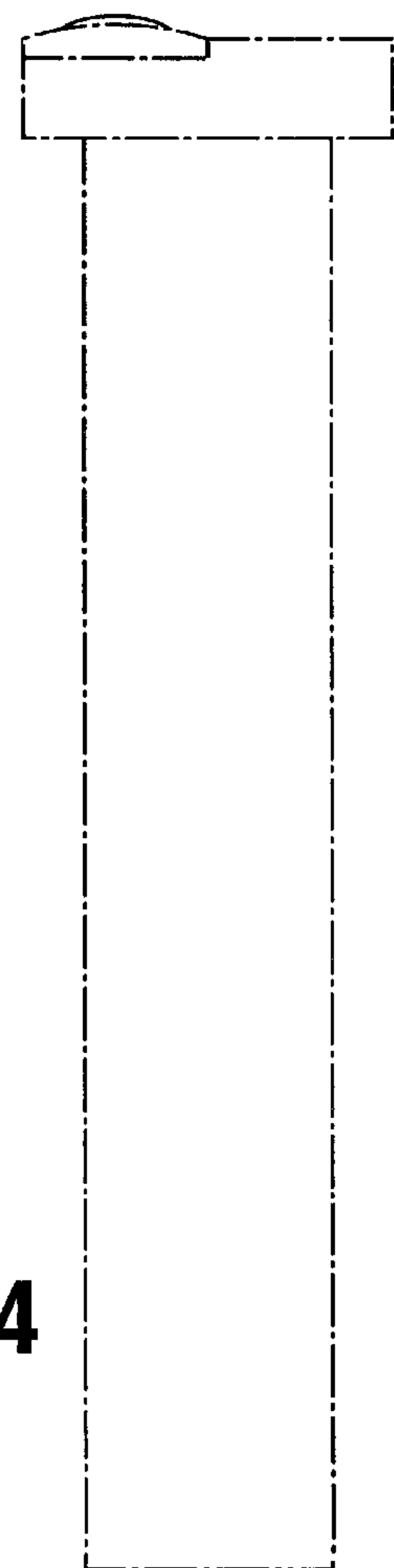


FIG. 4




FIG. 5




FIG. 6