



US00D454536S

(12) **United States Design Patent**  
**Oliver**

(10) **Patent No.:** **US D454,536 S**

(45) **Date of Patent:** **\*\* Mar. 19, 2002**

(54) **TIRE TREAD**

(75) Inventor: **Jane Kathleen Oliver**, Pelzer, SC (US)

(73) Assignee: **Michelin Recherche et Technique S.A.**  
(CH)

(\*\*) Term: **14 Years**

(21) Appl. No.: **29/136,831**

(22) Filed: **Feb. 7, 2001**

(51) **LOC (7) Cl.** ..... **12-15**

(52) **U.S. Cl.** ..... **D12/603**

(58) **Field of Search** ..... D12/579, 585,  
D12/588, 599, 602, 603; 152/209.1, 209.9,  
209.11, 209.12, 209.13, 209.18, 209.19,  
209.25, 209.27

(56) **References Cited**

**U.S. PATENT DOCUMENTS**

D366,018 S	*	1/1996	Krupa et al. ....	D12/585
D402,942 S		12/1998	Custons, Jr. et al. ....	D12/147
D403,994 S		1/1999	Williams ....	D12/146
D430,081 S	*	8/2000	Blankenship et al. ....	D12/603

**OTHER PUBLICATIONS**

Brigadier Turbo-Plus Radial GT Tire, 2000 Tread Design Guide, Jan. 2000, p. 19. 1/3.\*  
Tread Design Guide, 1997, p. 12, AURORA 868.  
Tread Design Guide, 1997, p. 14, BRIDGESTONE Turanza H.

Tread Design Guide, 1997, p. 29, FEDERAL Super Steel 731.

Tread Design Guide, 1997, p. 56, NATIONAL Akuret GT.

Tread Design Guide, 1999, p. 13, AVON CR338.

Tread Design Guide, 1999, p. 57, OHTSU HS200.

Tread Design Guide, 1999, p. 73, ULTRA-TECH Aqua-Tech.

\* cited by examiner

*Primary Examiner*—Robert M. Spear

(74) *Attorney, Agent, or Firm*—Martin Farrell; Robert R. Reed; Alan A. Csontos

(57) **CLAIM**

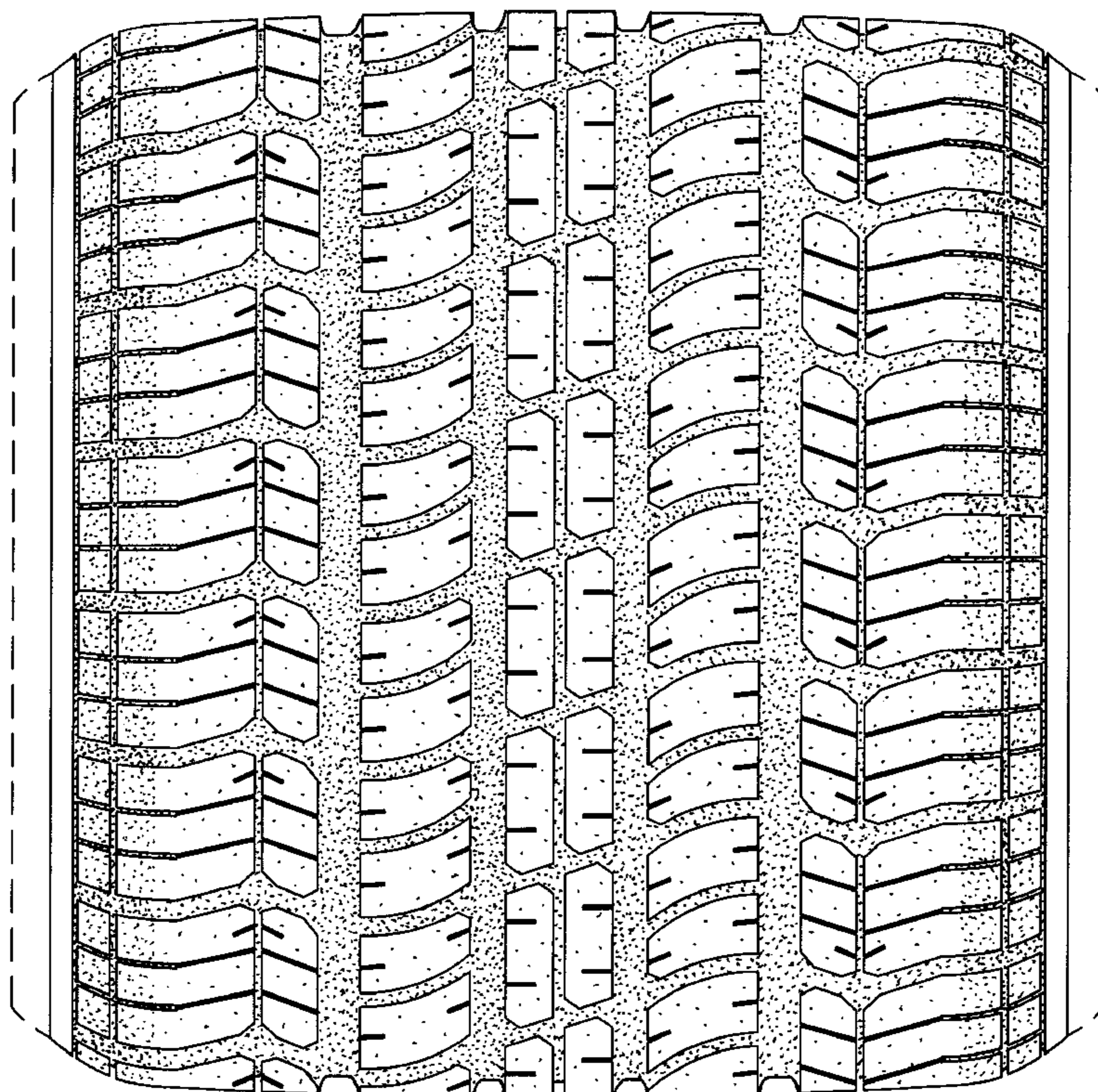
The ornamental design for a tire tread, as shown and described.

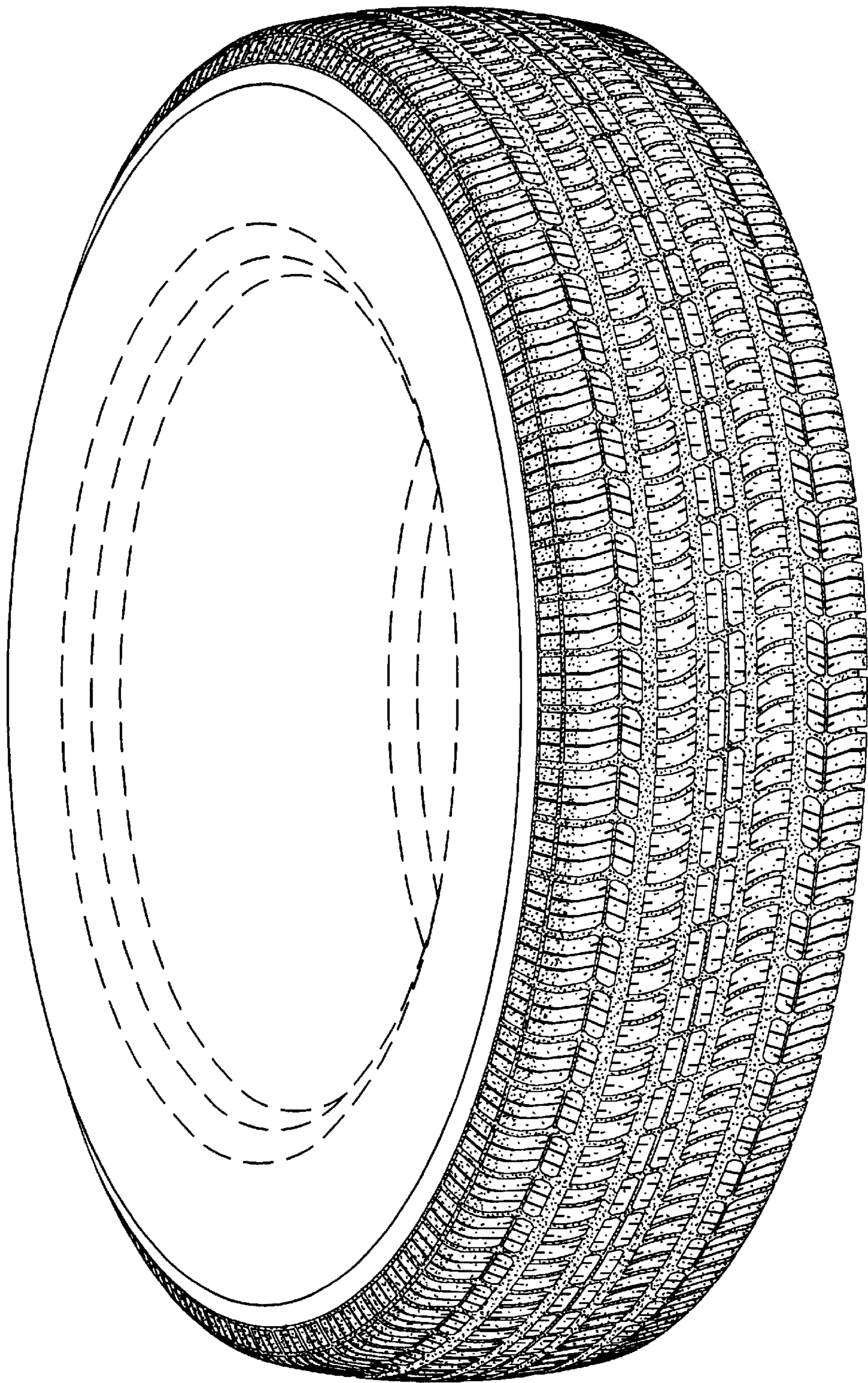
**DESCRIPTION**

FIG. 1 is a perspective view of a tire tread showing my new design, it being understood that a tread pattern is repeated over the outer circumference and shoulder of a tire, the opposite side perspective view being identical thereto; and, FIG. 2 is an enlarged fragmentary front elevation view of the tread pattern of FIG. 1 thereof.

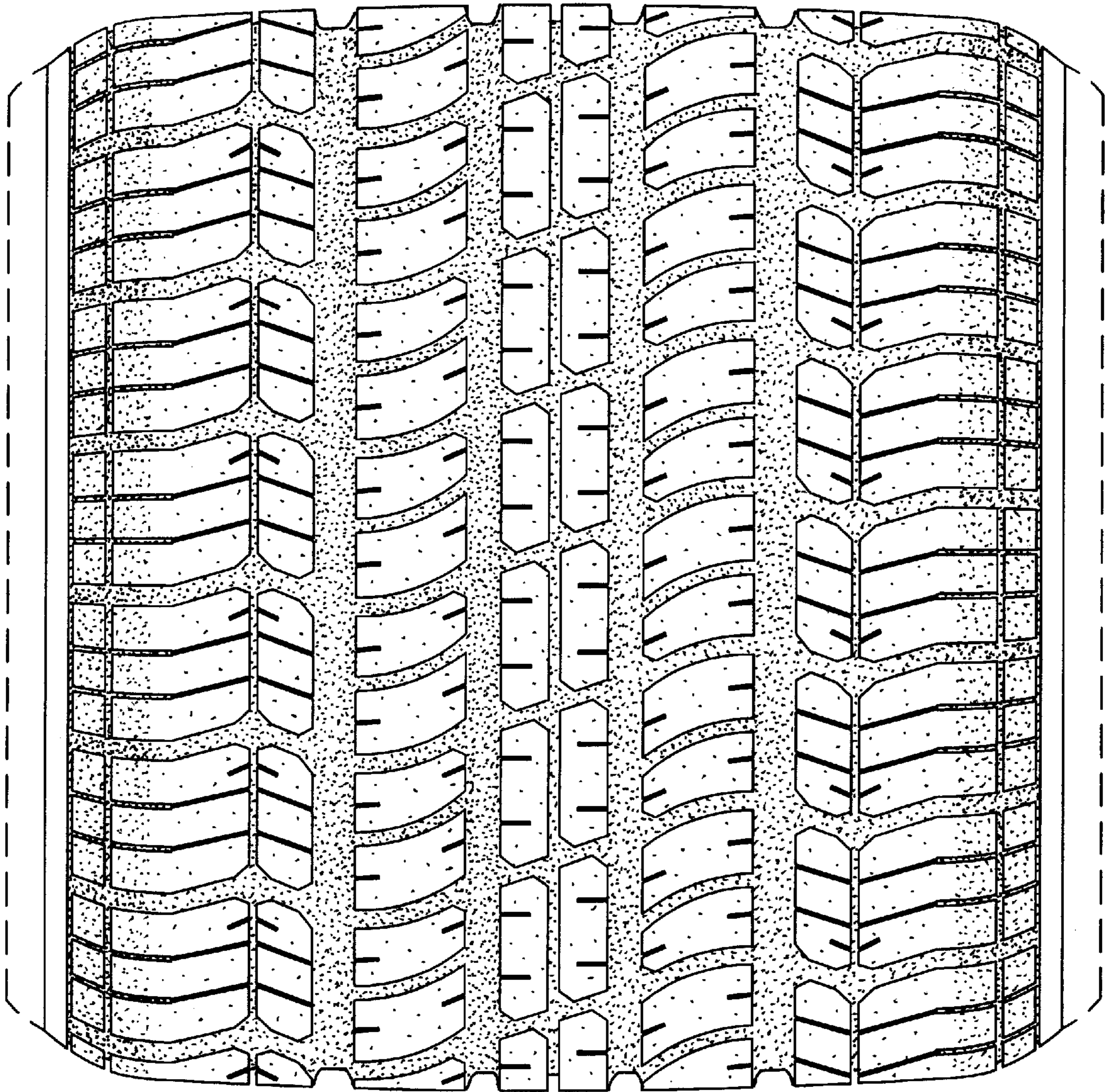
The broken line showing of a tire sidewall and inner bead is for illustrative purposes only and forms no part of the claimed design. The dark stippled surface shading represents the recessed portion of the tread grooves, having a depth as best shown along the right edge of FIG. 1.

**1 Claim, 2 Drawing Sheets**





*Fig. 1*



*Fig. 2*