



US00D454535S

(12) **United States Design Patent**
Kemp, Jr.

(10) **Patent No.:** **US D454,535 S**

(45) **Date of Patent:** **** Mar. 19, 2002**

(54) **TIRE TREAD**

(75) **Inventor:** **Preston Butler Kemp, Jr.**, Greenville, SC (US)

(73) **Assignee:** **Michelin Recherche et Technique S.A.** (CH)

(**) **Term:** **14 Years**

(21) **Appl. No.:** **29/133,391**

(22) **Filed:** **Nov. 29, 2000**

(51) **LOC (7) Cl.** **12-15**

(52) **U.S. Cl.** **D12/583**

(58) **Field of Search** D12/512, 513, D12/544, 545, 551, 552, 553, 555, 579, 580, 582, 583, 584, 586, 588, 590, 594, 595, 596, 597, 598, 600, 602; 152/209.1, 209.9, 209.12, 209.13, 209.18, 209.25

(56) **References Cited**

U.S. PATENT DOCUMENTS

D313,383 S	*	1/1991	Enoki	D12/582
D316,239 S		4/1991	Tsuda et al.	D12/145
D380,995 S		7/1997	Grosskopf	D12/143
D390,170 S		2/1998	Stone et al.	D12/141
D390,510 S		2/1998	Stone et al.	D12/143

OTHER PUBLICATIONS

Co-Op Surperfleet Cargo Carrier R20 Tire, 1999 Tread Design Guide, Jan. 1999, p. 129. 1/3.*

Goodyear G397 LHS Tire, 1999 Tread Design Guide, Jan. 1999, p. 139. 1/5.*

Tread Design Guide, 1998, p. 131. CORODOVAN Power King All Steel.

Tread Design Guide, 1999, p. 56, NTB Patriot Ultra.

Tread Design Guide, 1999, p. 60. REMINGTON Endeavor.

Tread Design Guide, 1999, p. 150. Michelin XZA.

Tread Design Guide, 1999, p. 156. Republic Steelmark AHR.

Tread Design Guide, 1999, p. 157. SIGMA Power King PS684.

* cited by examiner

Primary Examiner—Robert M. Spear

(74) *Attorney, Agent, or Firm*—Martin Farrell; Robert R. Reed; Alan A. Csontos

(57) **CLAIM**

The ornamental design for a tire tread, as shown and described.

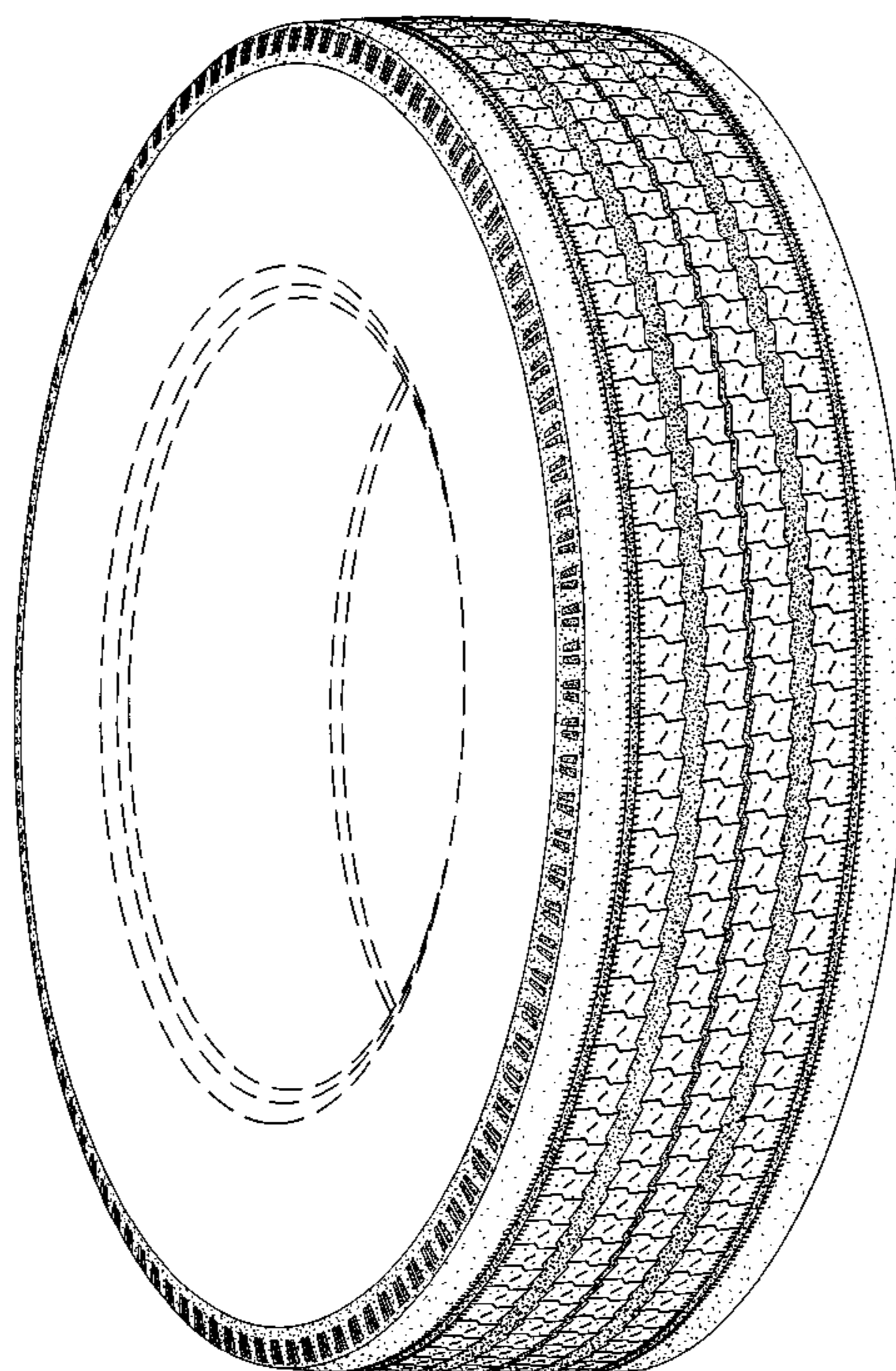
DESCRIPTION

FIG. 1 is a perspective view of a tire tread showing my new design, it being understood that the tread pattern repeats uniformly throughout the outer surface and shoulder circumference the tire tread, the opposite side perspective view being identical thereto; and,

FIG. 2 is a enlarged fragmentary front elevation view of the tire tread thereof.

The broken line disclosure of the tire sidewall and inner bead is for illustrative purposes only and forms no part of the claimed design.

1 Claim, 2 Drawing Sheets



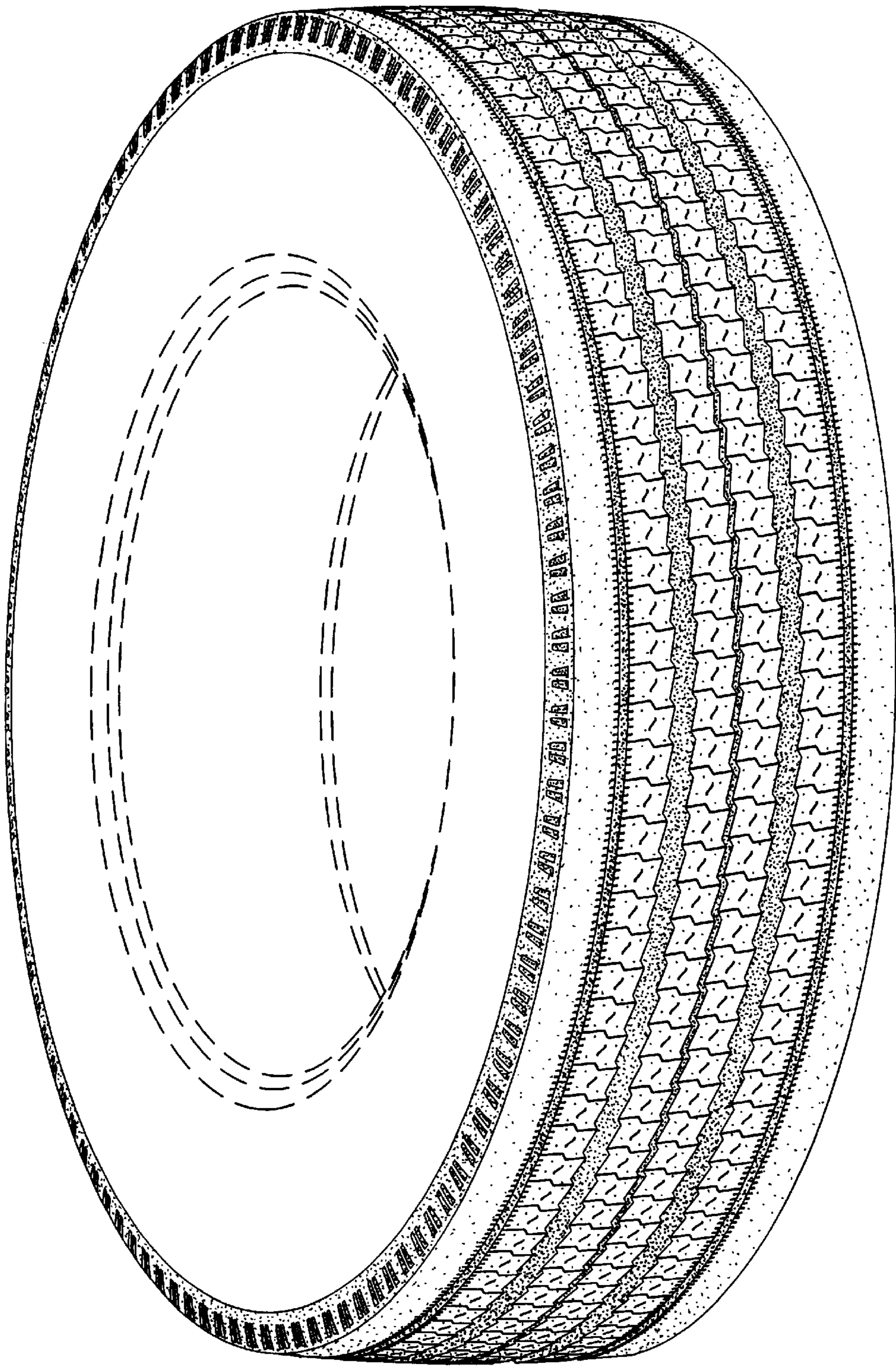


Fig. 1

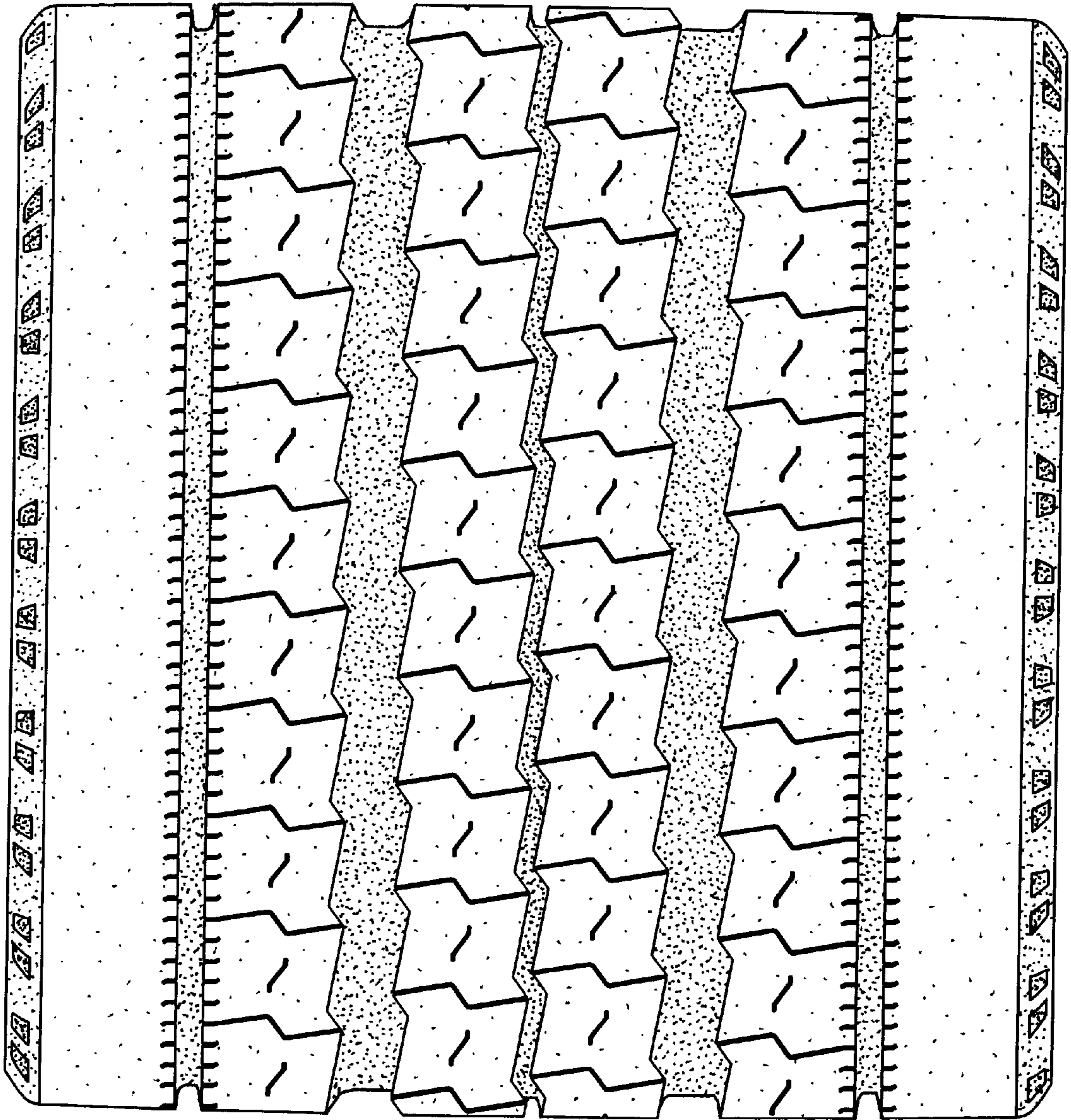


Fig. 2