



US00D454534S

(12) **United States Design Patent**
Murata

(10) **Patent No.:** **US D454,534 S**

(45) **Date of Patent:** **** Mar. 19, 2002**

(54) **AUTOMOBILE TIRE**

JP 1024863 11/1998
JP 1033632 3/1999

(75) **Inventor:** **Takehiko Murata**, Izumi-Ohtsu (JP)

OTHER PUBLICATIONS

(73) **Assignee:** **The Ohtsu Tire & Rubber Co., Ltd.**,
Osaka (JP)

Avon ZZ1 Tire, 1999 Tread Design Guide, Jan. 1999, p. 13.
1/5.*

(**) **Term:** **14 Years**

Yokohama A520 Tire, 1999 Tread Design Guide, Jan. 1999,
p. 77. 4/3.*

(21) **Appl. No.:** **29/126,217**

* cited by examiner

(22) **Filed:** **Jul. 11, 2000**

Primary Examiner—Robert M. Spear

(30) **Foreign Application Priority Data**

(74) *Attorney, Agent, or Firm*—Christensen O'Connor
Johnson Kindness PLLC

Jan. 13, 2000 (JP) 2000-003068
Apr. 18, 2000 (JP) 2000-014109

(57) **CLAIM**

(51) **LOC (7) Cl.** **12-15**

The ornamental design for an automobile tire, as shown and
described.

(52) **U.S. Cl.** **D12/555**

(58) **Field of Search** D12/134-152;
152/209.1, 209.3, 209.9, 209.13, 209.25,
209.28

DESCRIPTION

(56) **References Cited**

FIG. 1 is a front perspective view of an automobile tire
showing my new design, it being understood that the tread
design is repeated uniformly throughout the circumference
of the tire;

U.S. PATENT DOCUMENTS

FIG. 2 is a front elevational view thereof;

D389,790 S 1/1998 Himuro
D400,140 S 10/1998 Graas
D416,836 S * 11/1999 Himuro D12/147
D418,782 S * 1/2000 Williams D12/147
6,213,180 B1 * 4/2001 Himuro 152/209.28

FIG. 3 is a rear elevational view thereof;

FIG. 4 is a right side view thereof; and,

FIG. 5 is a left side view thereof.

In the drawings, the dark stippled surface shading represents
the recessed portion of the tread grooves, having a depth as
best shown at the top and bottom edges of FIGS. 2 and 3.

FOREIGN PATENT DOCUMENTS

JP 906677 9/1994

1 Claim, 2 Drawing Sheets

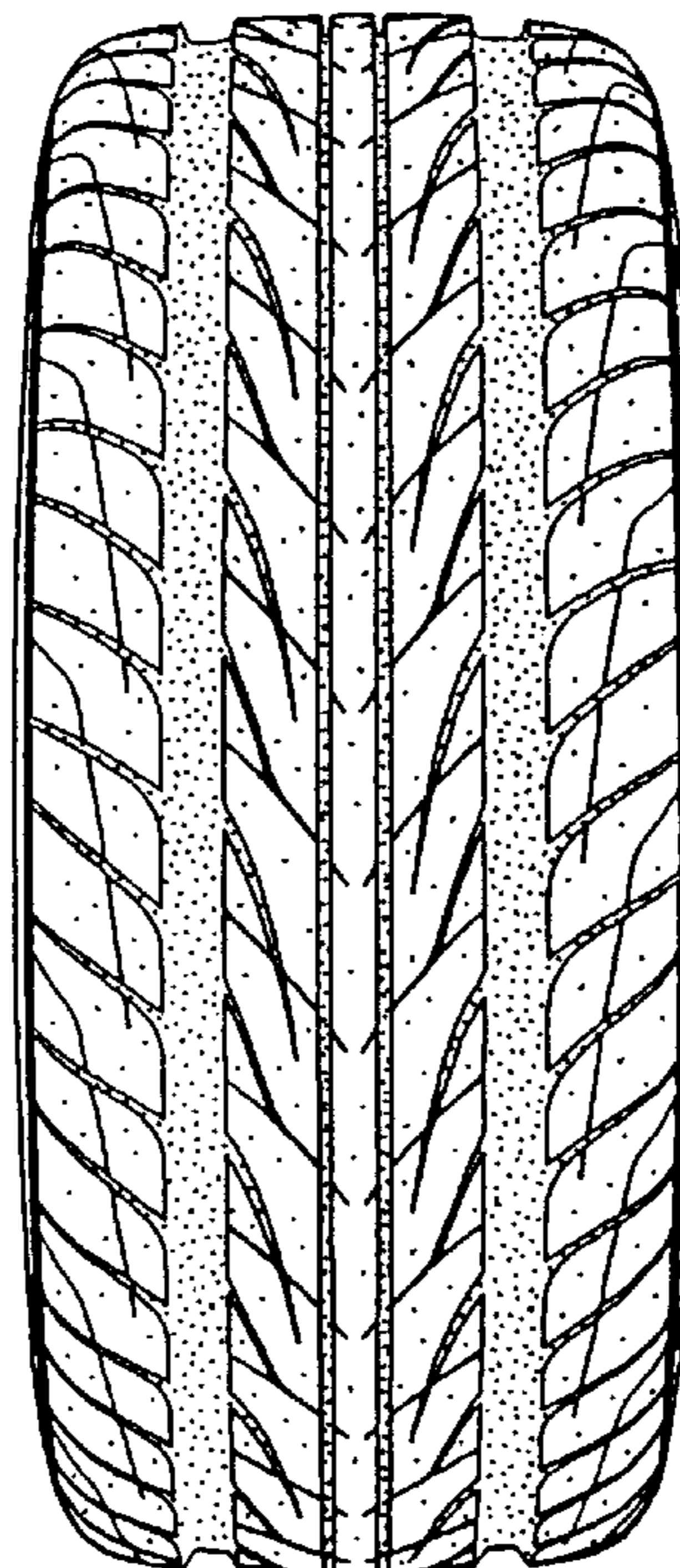


FIG. 1



FIG. 2

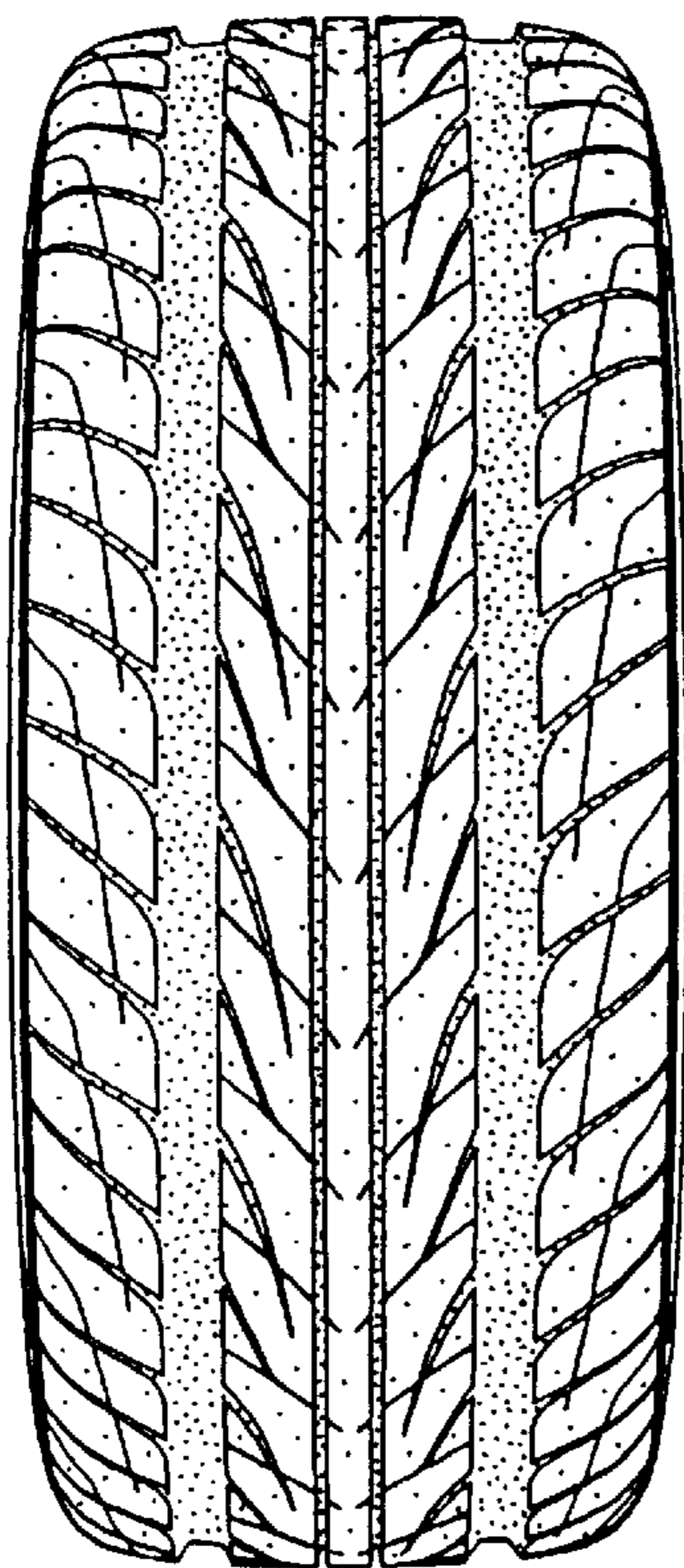


FIG. 3

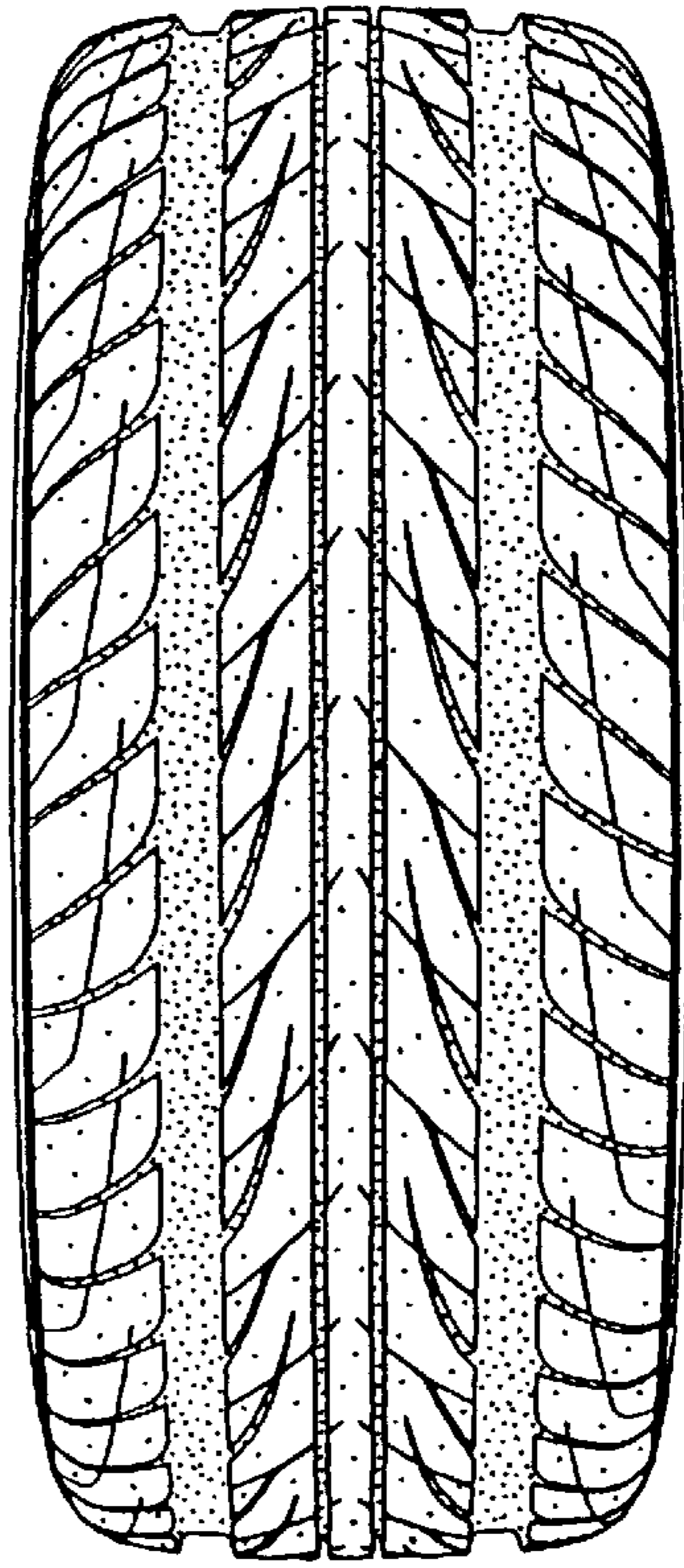


FIG. 4

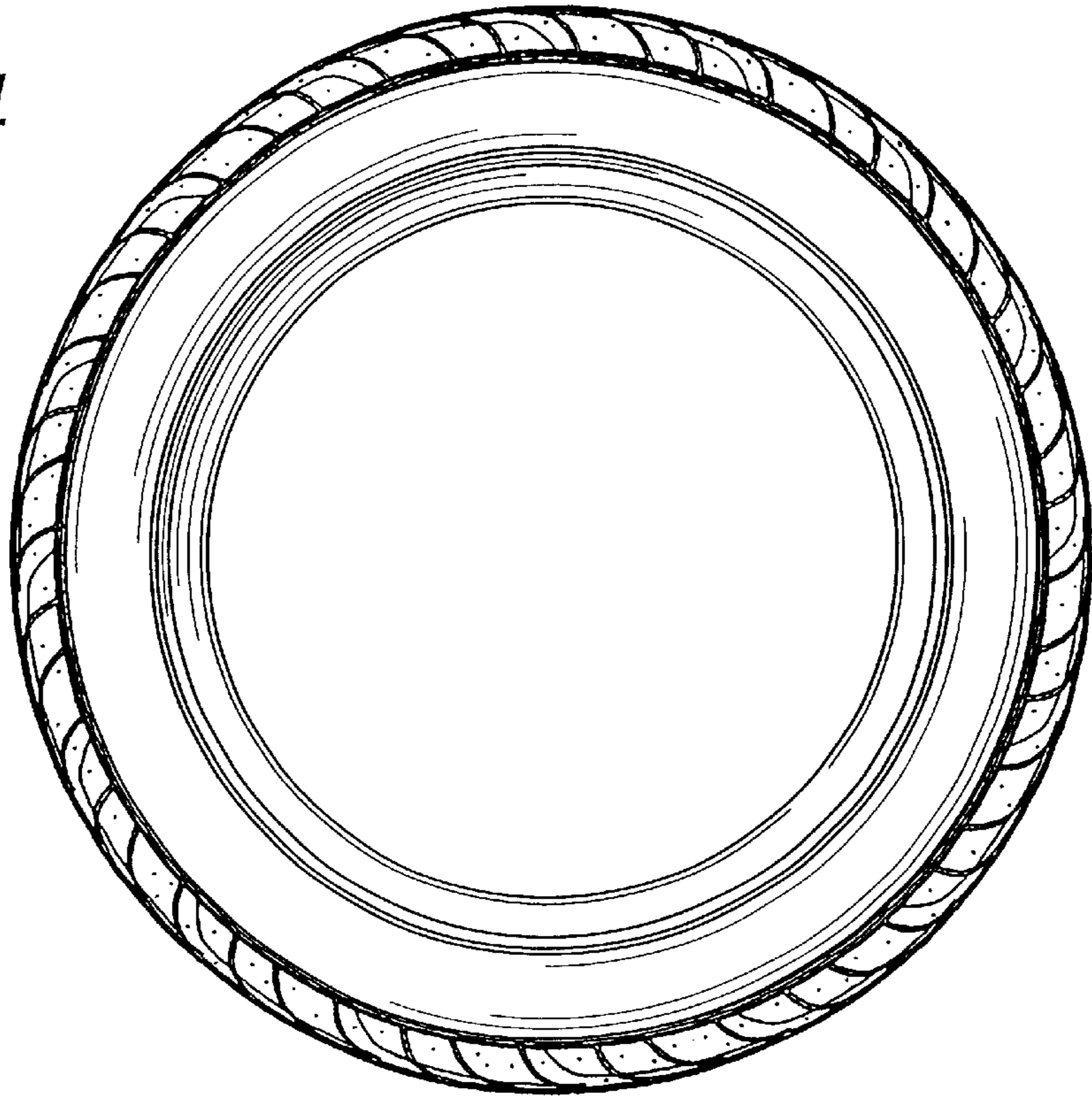


FIG. 5

