



US00D454524S

(12) **United States Design Patent**
Wrob

(10) **Patent No.:** **US D454,524 S**

(45) **Date of Patent:** **** Mar. 19, 2002**

(54) **FISH SHAPED BALL COVER FOR TRAILER HITCHES**

(75) **Inventor:** **Patrick J. Wrob, St. Clair, MO (US)**

(73) **Assignee:** **Rocking P Inc., St. Clair, MO (US)**

(**) **Term:** **14 Years**

(21) **Appl. No.:** **29/143,724**

(22) **Filed:** **Jun. 19, 2001**

(51) **LOC (7) Cl.** **12-16**

(52) **U.S. Cl.** **D12/162; D11/158**

(58) **Field of Search** **D12/162, 400, D12/197, 198, 199; D9/307, 441, 451, 310; D11/157, 158; 211/14; 280/477, 490.1, 507, 511**

(56) **References Cited**

U.S. PATENT DOCUMENTS

| | | | | | |
|------------|---|---------|-----------|-------|-----------|
| D56,745 S | * | 12/1920 | Frishman | | D11/158 X |
| D106,247 S | * | 9/1937 | Bohland | | D12/199 |
| D106,248 S | * | 9/1937 | Bohland | | D12/199 |
| D188,685 S | * | 8/1960 | Melaragno | | D11/158 X |
| D188,958 S | * | 10/1960 | Damiani | | D9/307 |
| D203,050 S | * | 11/1965 | Kurella | | D11/158 |

| | | | | | |
|------------|---|---------|-------------|-------|---------|
| D213,013 S | * | 12/1968 | Klingberg | | D11/158 |
| D270,146 S | * | 8/1983 | Roberts | | D11/158 |
| D417,177 S | * | 11/1999 | Contreras | | D12/162 |
| D435,812 S | * | 1/2001 | Nace et al. | | D12/162 |

* cited by examiner

Primary Examiner—Stacia Cadmus

(74) *Attorney, Agent, or Firm*—Howell & Haferkamp



(57) **CLAIM**

The ornamental design for a fish shaped ball cover for trailer hitches, as shown and described.

DESCRIPTION

FIG. 1 is a perspective view of a fish shaped ball cover for trailer hitches showing my new design;
 FIG. 2 is a top plan view of the ball cover of FIG. 1;
 FIG. 3 is a bottom plan view of the ball cover of FIG. 1;
 FIG. 4 is a front elevational view of the ball cover of FIG. 1;
 FIG. 5 is a rear elevational view of the ball cover of FIG. 1;
 FIG. 6 is a left elevational view of the ball cover of FIG. 1;
 and,
 FIG. 7 is a right elevational view of the ball cover of FIG. 1.

1 Claim, 7 Drawing Sheets






FIG. 1




FIG. 2

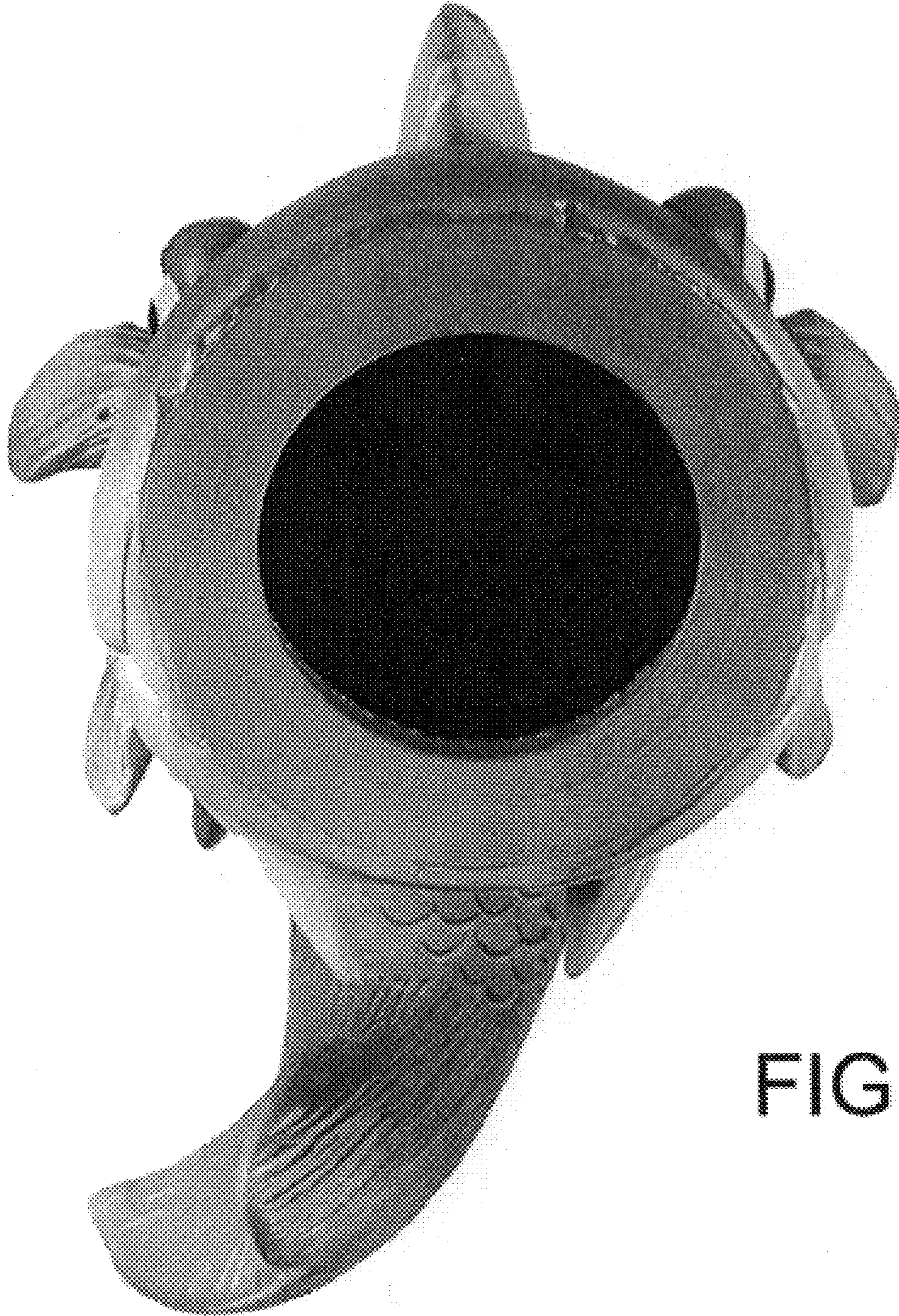


FIG. 3




FIG. 4

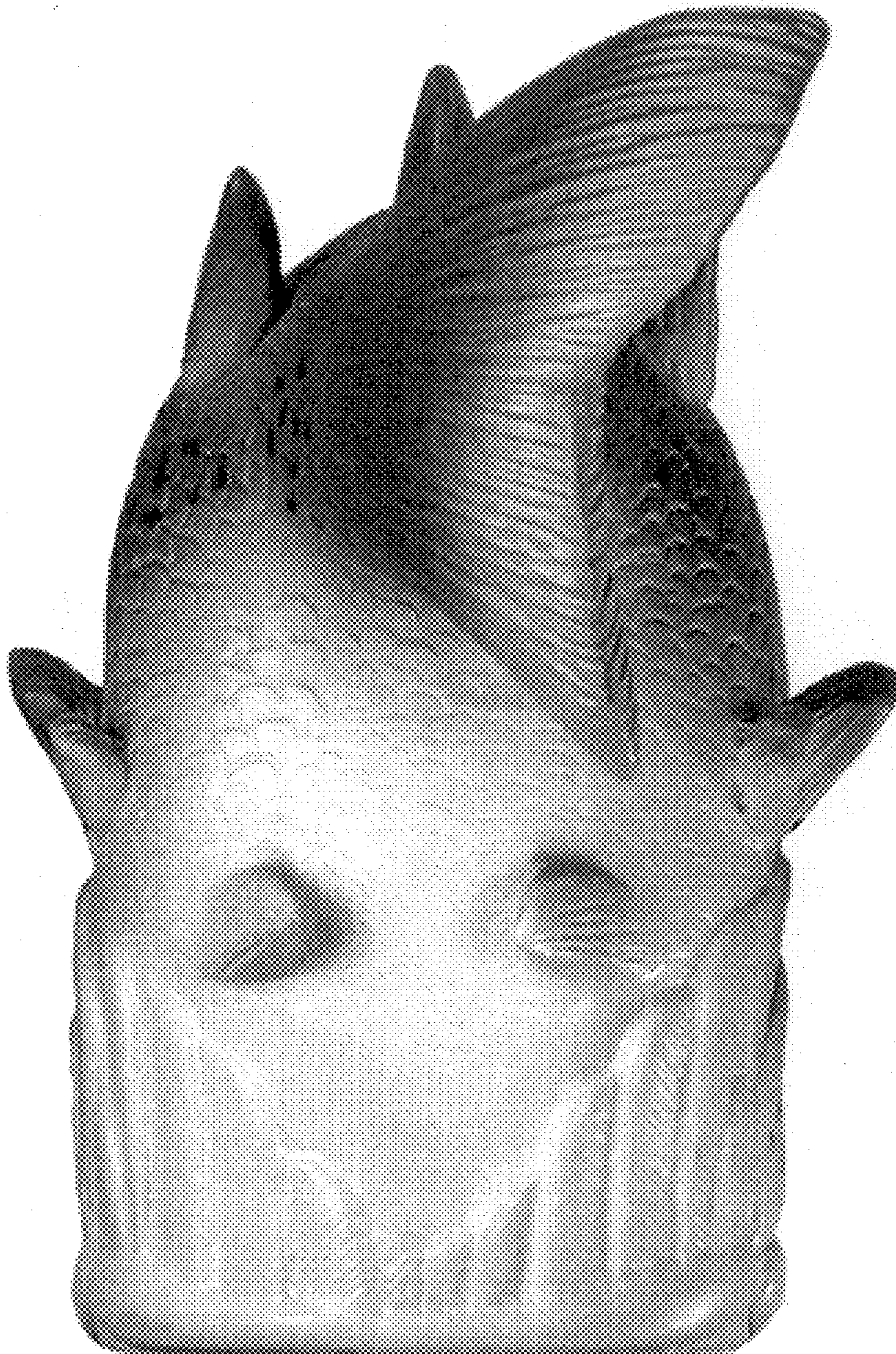


FIG. 5




FIG. 6

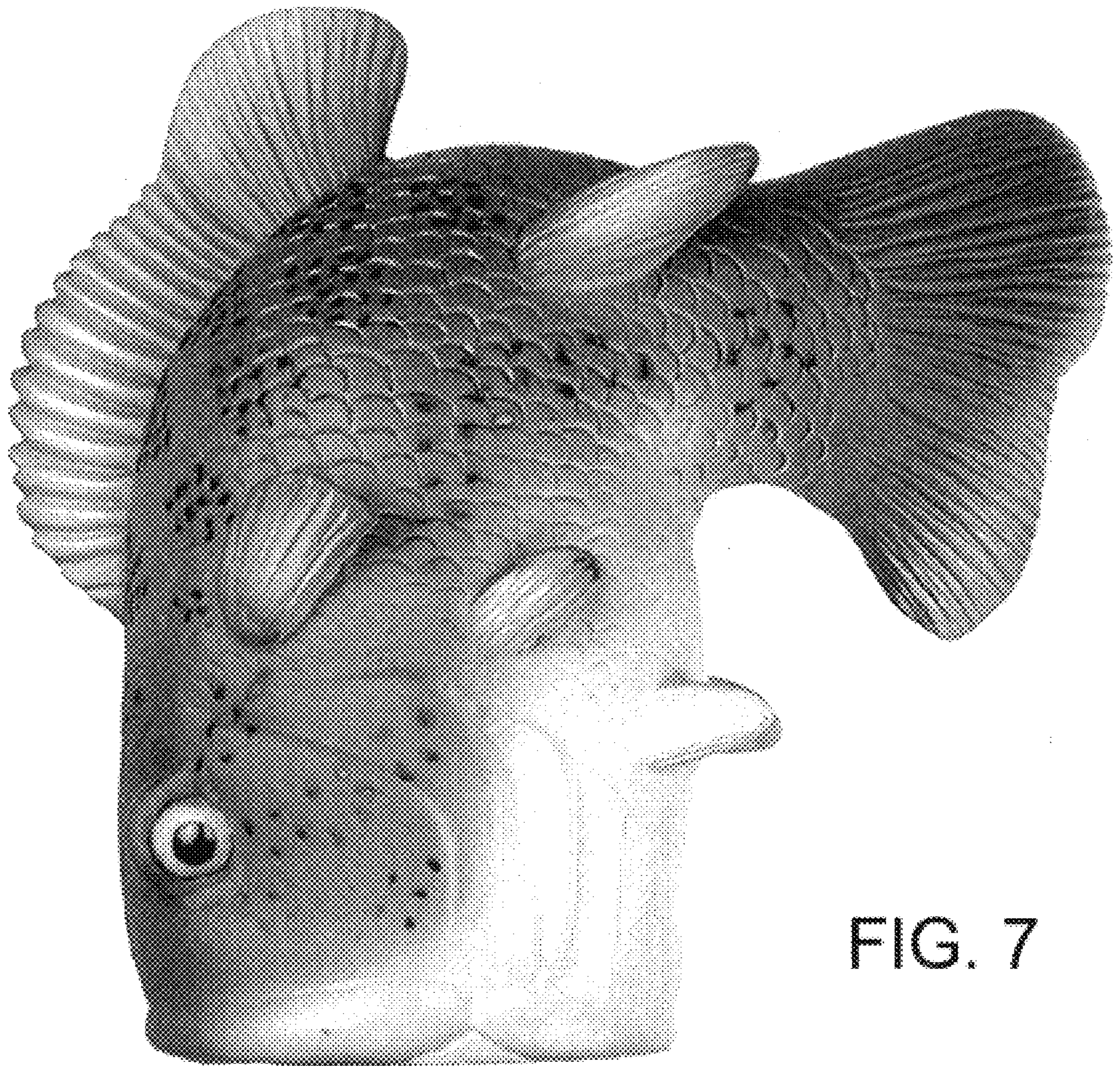


FIG. 7