



US00D454521S

(12) **United States Design Patent**  
**Allen**

(10) **Patent No.:** **US D454,521 S**

(45) **Date of Patent:** **\*\* Mar. 19, 2002**

(54) **VEHICLE BODY**

(75) Inventor: **Mark T. Allen**, Oxford, MI (US)

(73) Assignee: **DaimlerChrysler Corporation**, Auburn Hills, MI (US)

(\*\*) Term: **14 Years**

(21) Appl. No.: **29/134,139**

(22) Filed: **Dec. 14, 2000**

(51) **LOC (7) Cl.** ..... **12-08**

(52) **U.S. Cl.** ..... **D12/91**

(58) **Field of Search** ..... D12/91, 90, 92,  
D12/86; 296/185, 186

(56) **References Cited**

**U.S. PATENT DOCUMENTS**

D355,149 S	2/1995	Payne et al.	.....	D12/96
D373,979 S	9/1996	Starr et al.	.....	D12/98
D379,439 S	5/1997	Bradley	.....	D12/98
D396,666 S	8/1998	Allen	.....	D12/98
D405,392 S	2/1999	Allen	.....	D12/98
D418,086 S	* 12/1999	Starr et al.	.....	D12/91
D419,491 S	1/2000	Allen	.....	D12/98
D422,533 S	* 4/2000	Uematsu et al.	.....	D12/91

D430,068 S	8/2000	Castiglione et al.	.....	D12/98
D432,950 S	* 10/2000	Sugito	.....	D12/91
D439,203 S	* 3/2001	Ragone	.....	D12/91

\* cited by examiner

*Primary Examiner*—Melody N. Brown

(74) *Attorney, Agent, or Firm*—Mark P Calcaterra

(57) **CLAIM**

The ornamental design for a vehicle body, as shown and described.

**DESCRIPTION**

FIG. 1 is a front perspective view of a vehicle body showing my new design.

FIG. 2 is a rear perspective view thereof.

FIG. 3 is a left side view thereof.

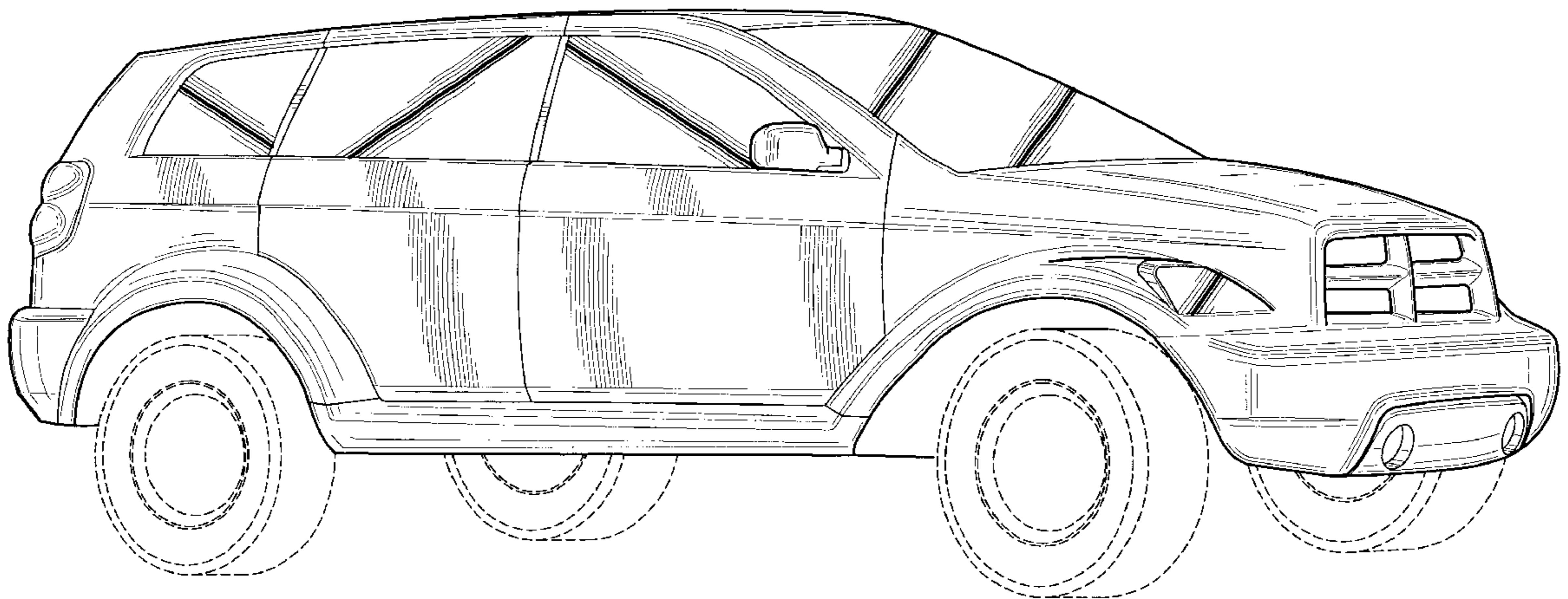
FIG. 4 is a right side view thereof.

FIG. 5 is a front view thereof; and,

FIG. 6 is a rear view thereof.

It will be understood that the top is plain and unornamental and further that the broken line shown throughout the drawings is for illustration only, forming no part of the claimed design.

**1 Claim, 5 Drawing Sheets**



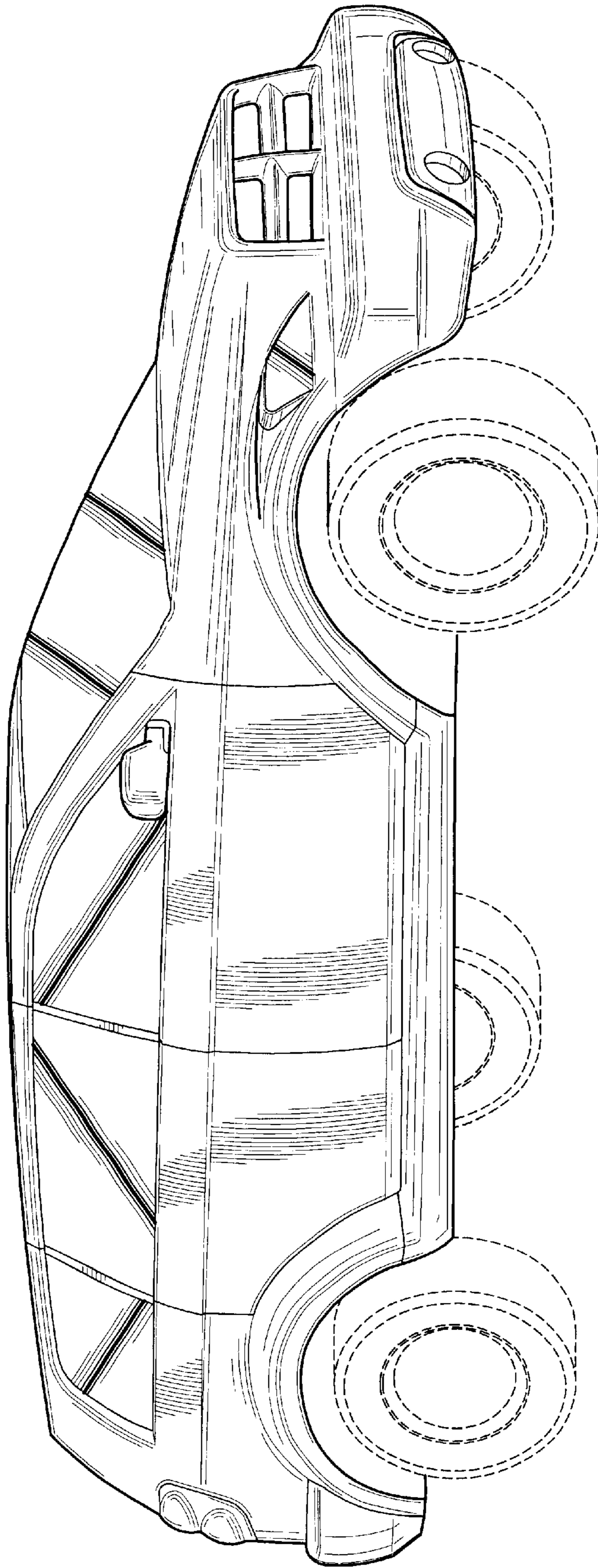


Figure - 1

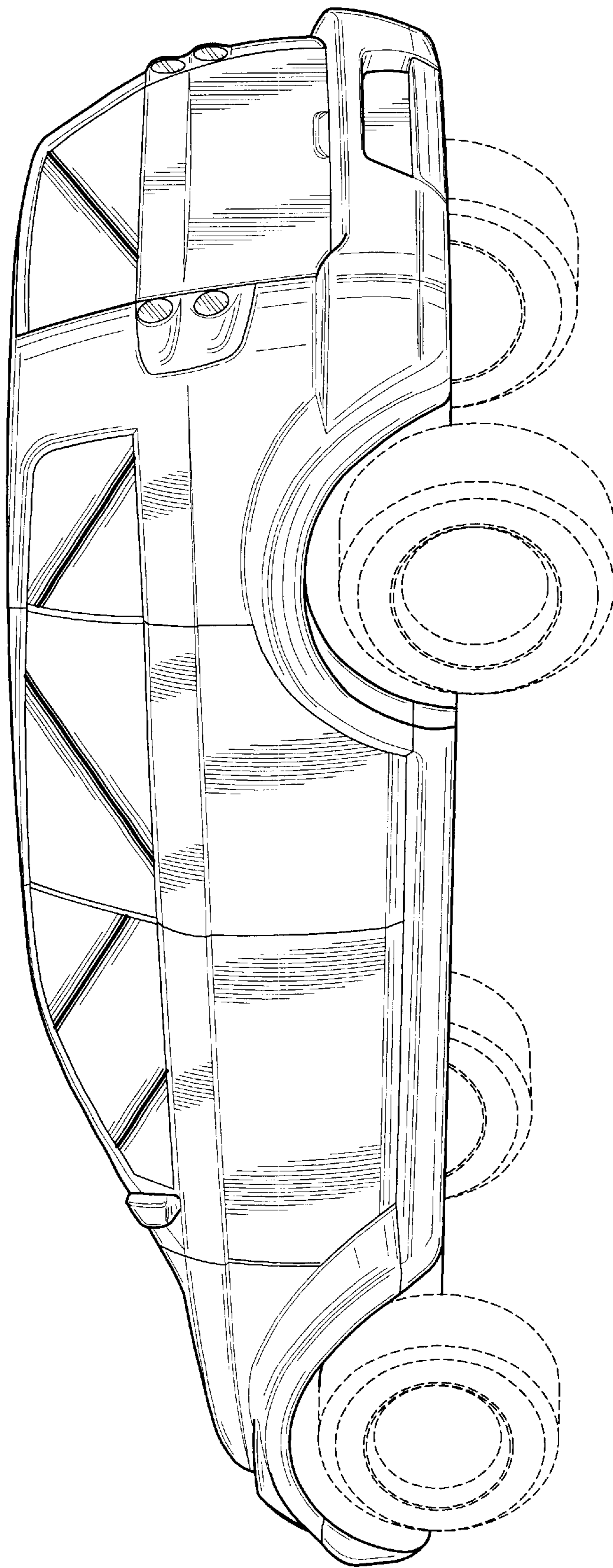


Figure - 2

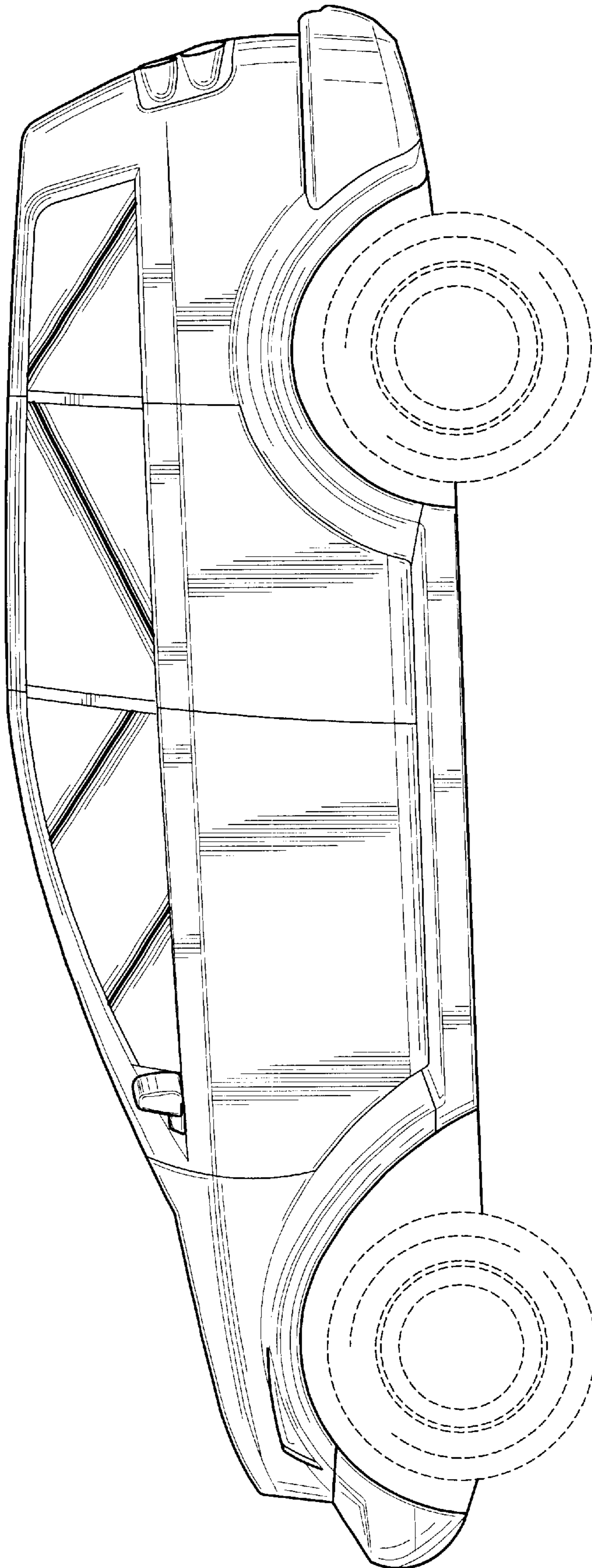


Figure - 3

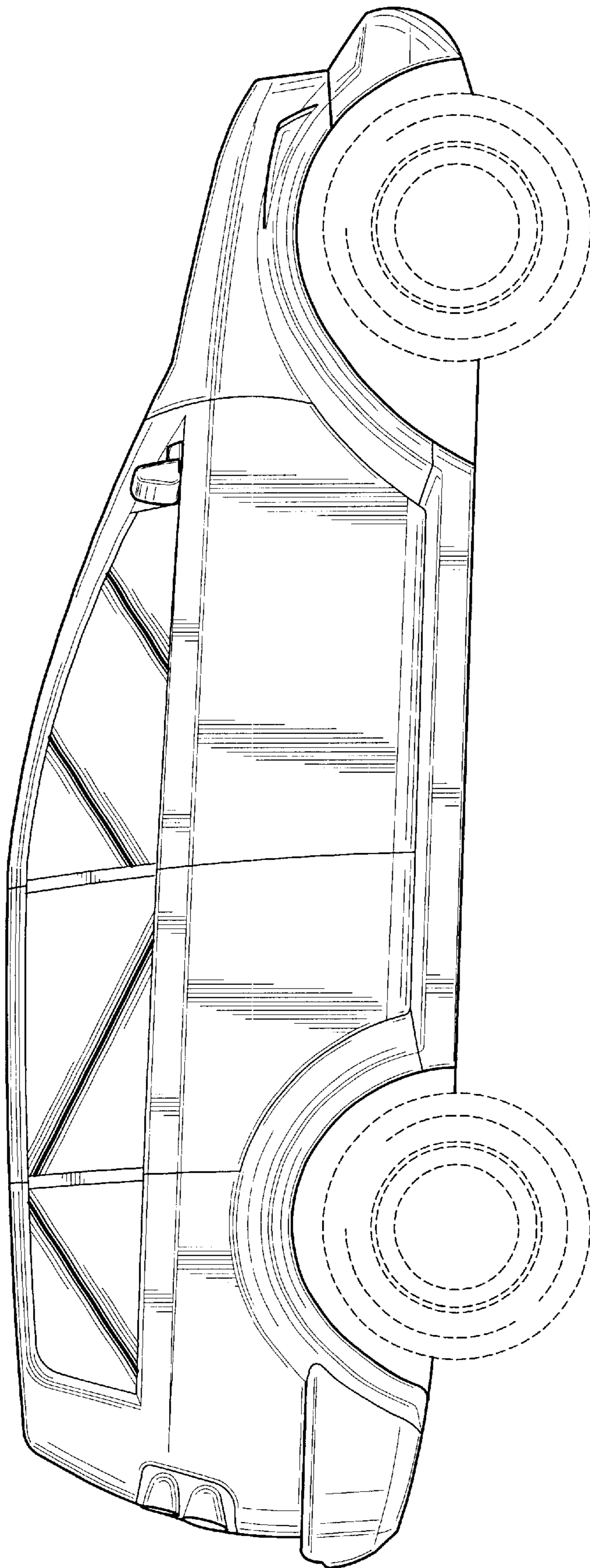


Figure - 4




Figure - 5

Figure - 6

