



US00D454519S

(12) **United States Design Patent**
Gruosi

(10) **Patent No.:** **US D454,519 S**

(45) **Date of Patent:** **** Mar. 19, 2002**

(54) **BELT BUCKLE**

(76) **Inventor:** **Fawaz Gruosi**, Chemin de Trembley
30, 1197 Prangins (CH)

(**) **Term:** **14 Years**

(21) **Appl. No.:** **29/139,810**

(22) **Filed:** **Apr. 5, 2001**

(30) **Foreign Application Priority Data**

Oct. 6, 2000 (XH) DM/053 936

(51) **LOC (7) Cl.** **02-07**

(52) **U.S. Cl.** **D11/231**

(58) **Field of Search** D11/231, 200-241;
D2/632, 633, 634, 635, 640; 24/163 R,
163 K, 198, 199, 31 R, 32; 2/311, 312,
218, 219, 230

(56) **References Cited**

U.S. PATENT DOCUMENTS

- 952,619 A * 3/1910 Jacobs et al. 24/163 R
- 1,139,036 A * 5/1915 Humphrey D11/216
- 1,759,639 A * 5/1930 Belloch 24/163 R
- 1,784,794 A * 12/1930 Rosenberg 24/163 R

- 1,825,045 A * 9/1931 Blickhahn D11/229
- 2,066,914 A * 1/1937 Staples 24/163 R
- D121,472 S * 7/1940 Ganz D11/236
- D301,702 S * 6/1989 Peterson D11/230
- D301,995 S * 7/1989 Cenite D11/231
- D341,336 S * 11/1993 Stathis D1/216
- 6,182,388 B1 * 2/2001 Patton 24/163 K

* cited by examiner

Primary Examiner—Stella Reid
Assistant Examiner—Barbara Wyatt Crawford

(57) **CLAIM**

The ornamental design for the belt buckle, as shown and described.

DESCRIPTION

FIG. 1 is a perspective view of the new ornamental belt buckle of the present invention.
FIG. 2 is a front view thereof.
FIG. 3 is a rear view thereof.
FIG. 4 is a right side view thereof.
FIG. 5 is a left side view thereof.
FIG. 6 is a top view thereof; and,
FIG. 7 is a bottom view thereof.

1 Claim, 3 Drawing Sheets

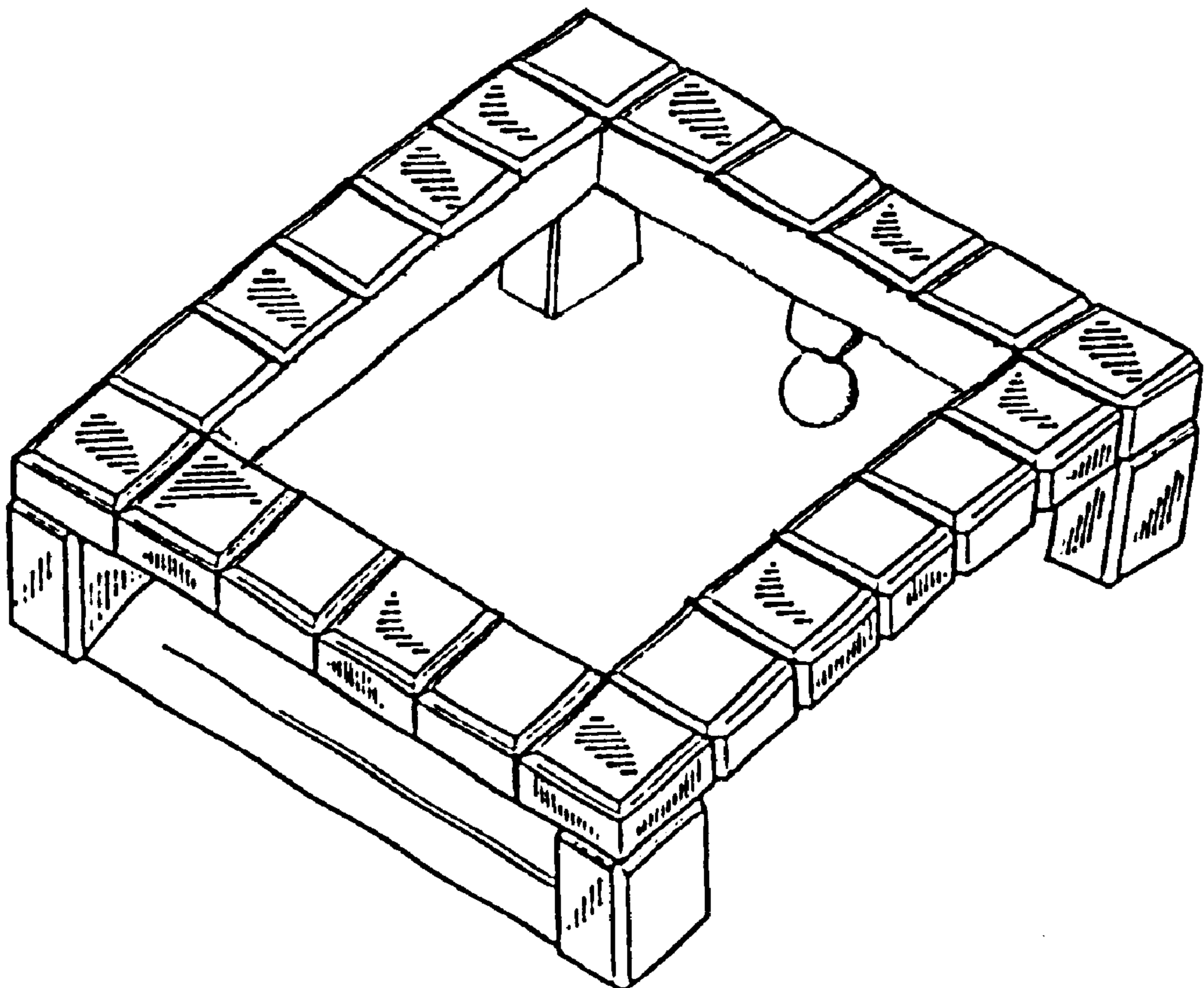


FIG. 1

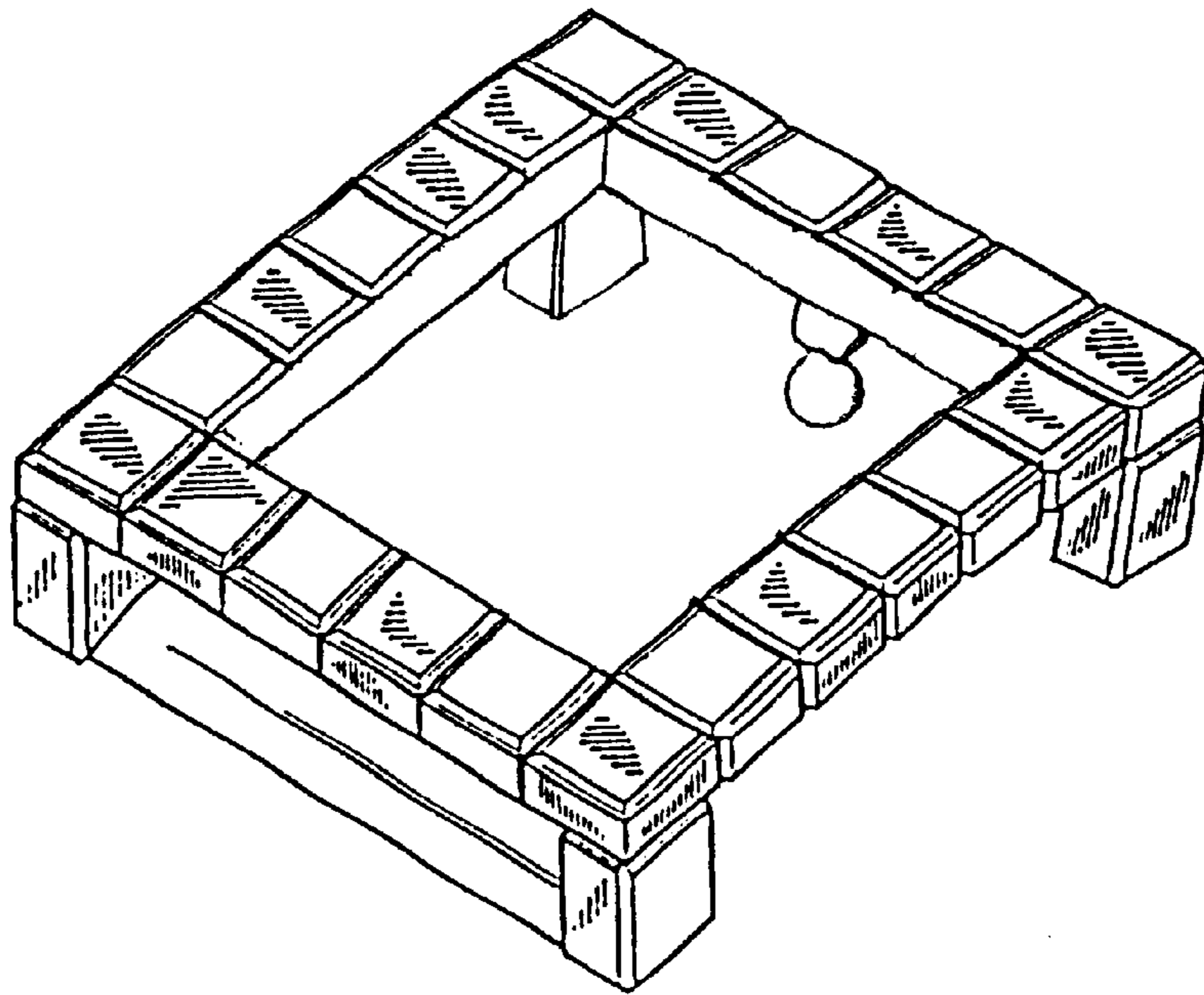


FIG. 2




FIG. 3

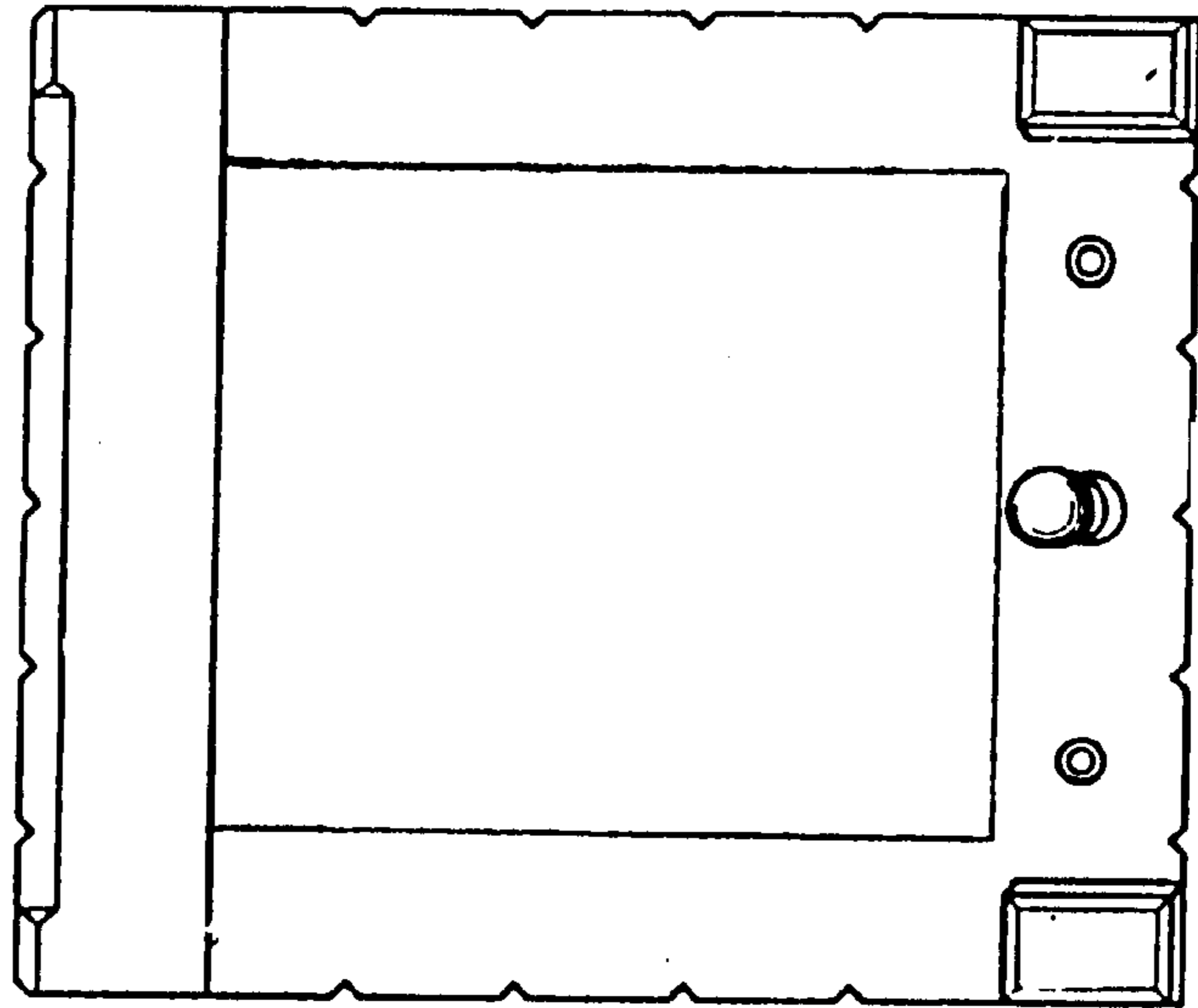


FIG. 4




FIG. 5




FIG. 6




FIG. 7

