



US00D454514S

(12) **United States Design Patent**
Gruosi

(10) **Patent No.:** **US D454,514 S**

(45) **Date of Patent:** **** Mar. 19, 2002**

(54) **RING**

(76) **Inventor:** **Fawaz Gruosi**, Chemin de Trembley
30, 1197 Prangins (CH)

(**) **Term:** **14 Years**

(21) **Appl. No.:** **29/137,821**

(22) **Filed:** **Feb. 28, 2001**

(30) **Foreign Application Priority Data**

Sep. 19, 2000 (XH) DM/054 320

(51) **LOC (7) Cl.** **11-01**

(52) **U.S. Cl.** **D11/34**

(58) **Field of Search** D11/26-39, 3-5;
63/15, 15.1, 15.2, 15.3, 15.4, 15.45, 15.5,
15.6, 15.65, 15.7, 15.8, 15.9, 26-28, 3

(56) **References Cited**

U.S. PATENT DOCUMENTS

D243,599 S * 3/1977 Gilmartin D11/27
D292,560 S * 11/1987 Maria et al. D11/42

D373,550 S * 9/1996 Itzkowitz D11/34
D394,225 S * 5/1998 Mehta D11/26
D422,527 S * 4/2000 Pasquetti D11/26
D437,799 S * 2/2001 Baumer D11/26
D438,486 S * 3/2001 Ghemati D11/26
D443,548 S * 6/2001 Haquet D11/26

* cited by examiner

Primary Examiner—Cathy Anne MacCormac


(57) **CLAIM**

I claim the ornamental design for the ring, as shown and described.

DESCRIPTION

FIG. 1 is a front view of the new ornamental ring of the present invention;
FIG. 2 is a rear view thereof;
FIG. 3 is a left side view thereof;
FIG. 4 is a right side view thereof;
FIG. 5 is a top view thereof; and,
FIG. 6 is a bottom view thereof.

1 Claim, 3 Drawing Sheets






Fig. 1




Fig. 2

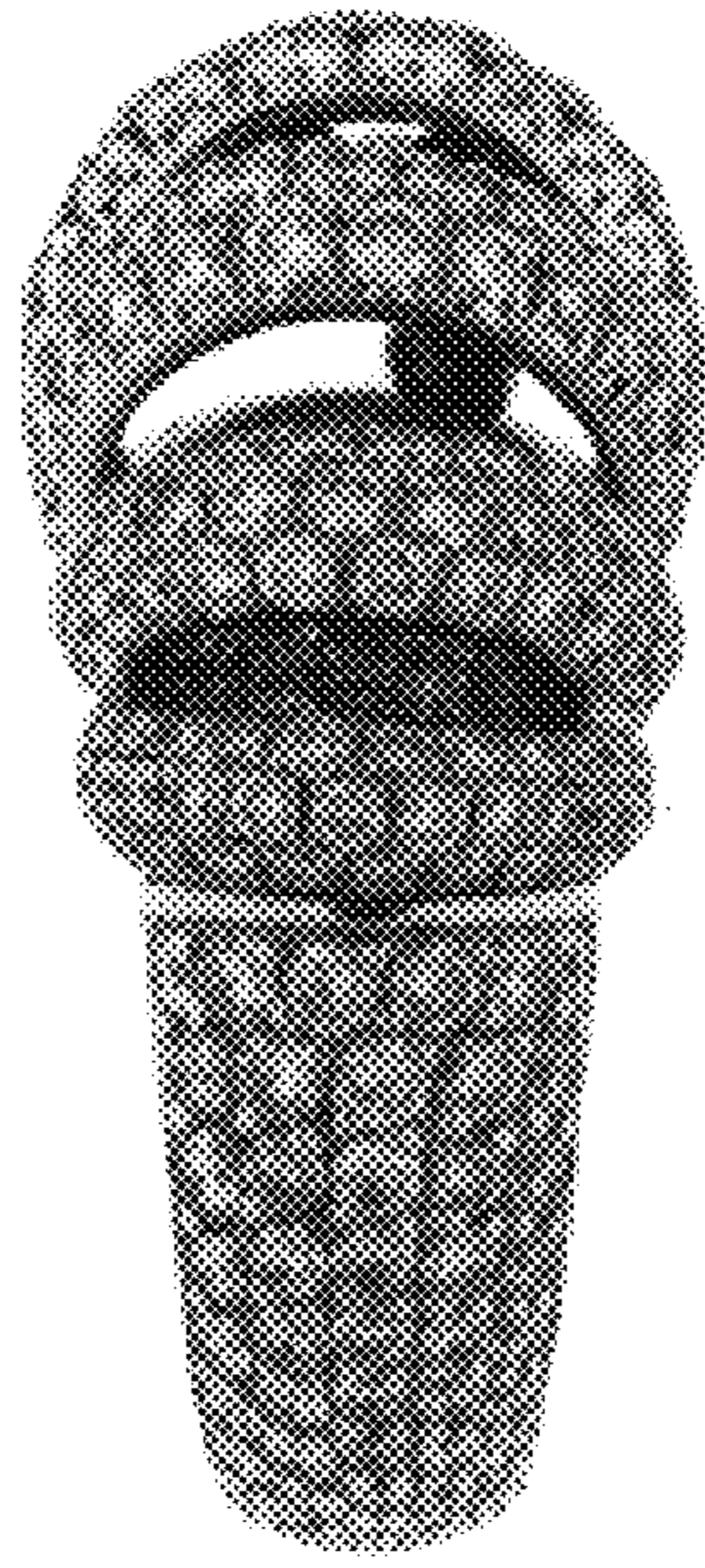


Fig. 3

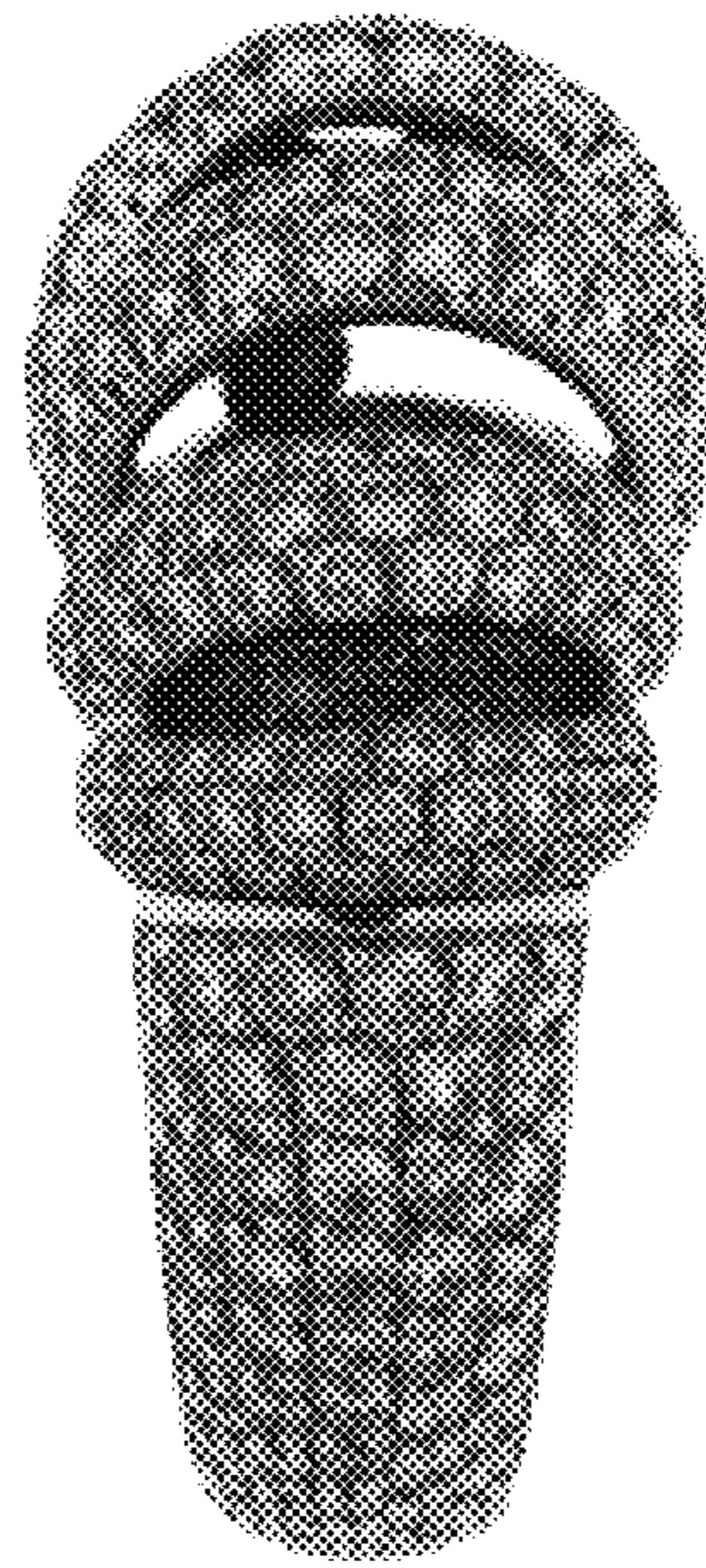


Fig. 4




Fig. 5




Fig. 6