



US00D454507S

(12) **United States Design Patent**
Marachly

(10) **Patent No.:** **US D454,507 S**

(45) **Date of Patent:** **** Mar. 19, 2002**

(54) **COMBINED WRISTWATCH AND BRACELET**

(75) **Inventor:** **Fadi Marachly, Le Landeron (CH)**

(73) **Assignee:** **Rama Watch S.A., Bienne (CH)**

(**) **Term:** **14 Years**

(21) **Appl. No.:** **29/131,230**

(22) **Filed:** **Oct. 17, 2000**

(30) **Foreign Application Priority Data**

Jun. 23, 2000 (XH) DMA/004 960

(51) **LOC (7) Cl.** **10-02**

(52) **U.S. Cl.** **D10/32**

(58) **Field of Search** D10/1-39, 122-132;
368/276-277, 285, 281-282; D11/3-25;
63/1-11

(56) **References Cited**

U.S. PATENT DOCUMENTS

1,214,135 A * 1/1917 Clark D11/12 X
D112,203 S * 11/1938 Huddle D11/18 X

D241,630 S * 9/1976 Burke D10/32
D327,436 S * 6/1992 Bulgart D10/32
D327,439 S * 6/1992 Bulgari D10/32

* cited by examiner

Primary Examiner—Nelson C. Holtje

(74) *Attorney, Agent, or Firm*—McGlew & Tuttle, P.C.

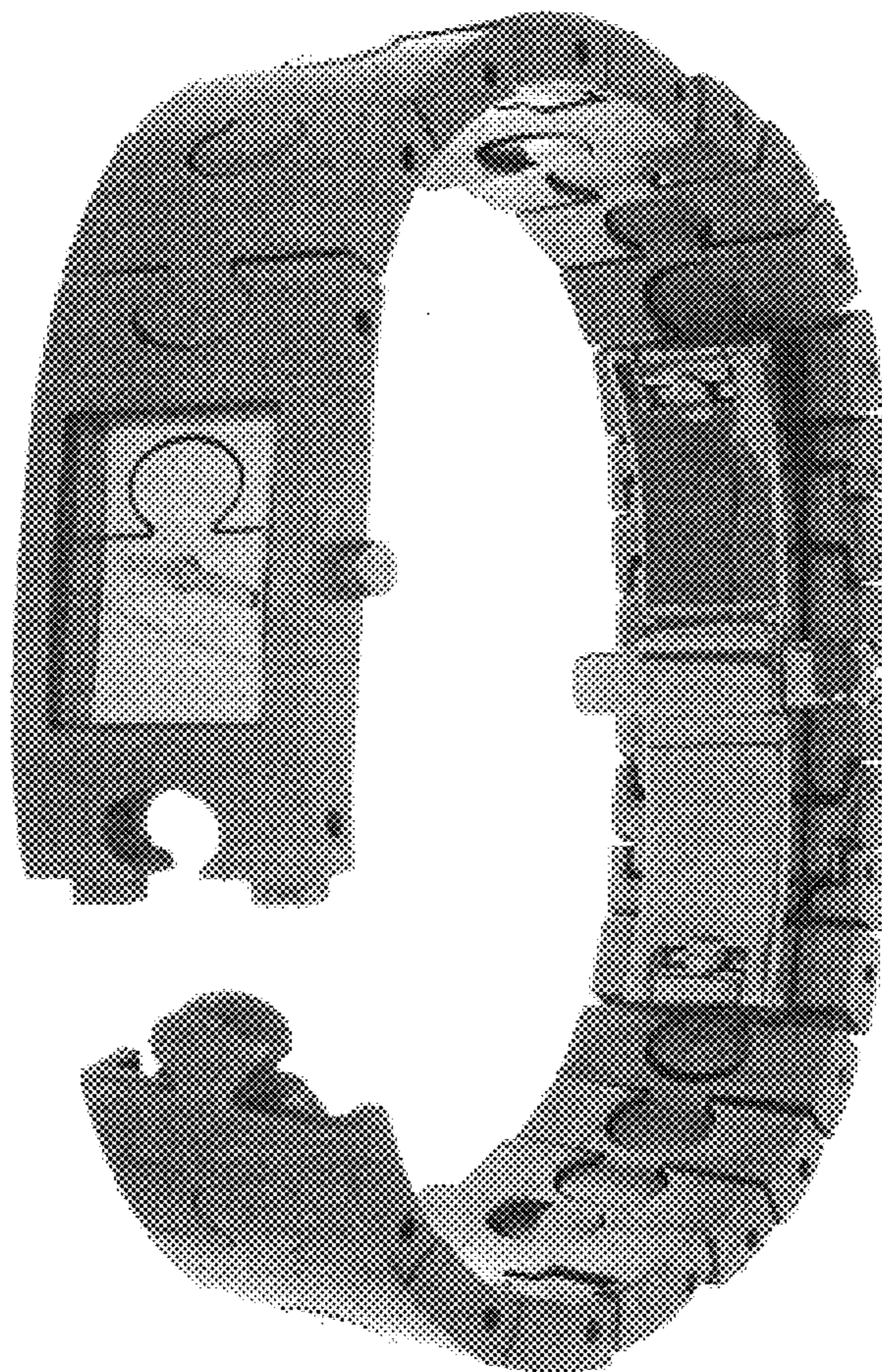
(57) **CLAIM**

The ornamental design for a combined wristwatch and bracelet, as shown and described.

DESCRIPTION

FIG. 1 is a top view of my new wristwatch and bracelet design;
FIG. 2 is a bottom view thereof;
FIG. 3 is a top right perspective view thereof;
FIG. 4 is a top right perspective view thereof showing the bracelet in an opened position;
FIG. 5 is a lower end view thereof;
FIG. 6 is a right side view thereof;
FIG. 7 is a top end view thereof; and,
FIG. 8 is a left side view thereof.

1 Claim, 2 Drawing Sheets






Fig. 1




Fig. 2




Fig. 3

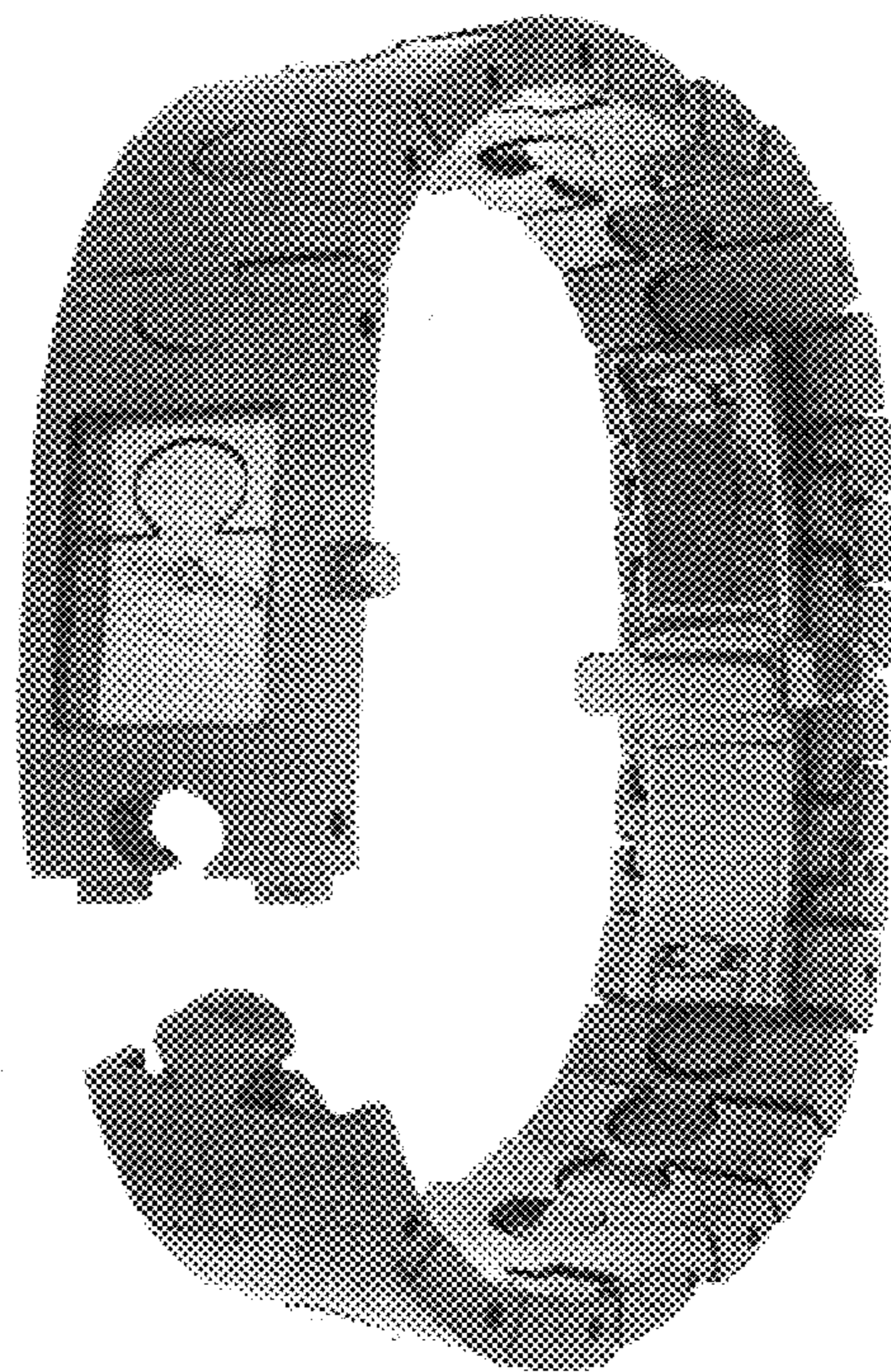


Fig. 4




Fig. 5




Fig. 6




Fig. 7




Fig. 8