



US00D454506S

(12) **United States Design Patent**
Sato

(10) **Patent No.:** **US D454,506 S**

(45) **Date of Patent:** **** Mar. 19, 2002**

(54) **WATCHCASE WITH WATCHBAND**

(75) **Inventor:** **Norihide Sato, Chiba (JP)**

(73) **Assignee:** **Seiko Instruments Inc. (JP)**

(**) **Term:** **14 Years**

(21) **Appl. No.:** **29/130,284**

(22) **Filed:** **Sep. 29, 2000**

(30) **Foreign Application Priority Data**

Mar. 31, 2000 (JP) 2000-008374

(51) **LOC (7) Cl.** **10-02**

(52) **U.S. Cl.** **D10/32**

(58) **Field of Search** D10/1-39, 122-132;
368/276-277, 285, 281-282; D11/3-25;
63/1-11

(56) **References Cited**

U.S. PATENT DOCUMENTS

D268,546 S * 4/1983 Edery D12/402

D330,166 S * 10/1992 Park D10/32

D383,396 S * 9/1997 Houlihan D10/30
D407,342 S * 3/1999 Ishizaka D11/3
D427,916 S * 7/2000 Paredes et al. D10/30
D435,462 S * 12/2000 Chung D10/32
D444,713 S * 7/2001 Riley D10/30

* cited by examiner

Primary Examiner—Nelson C. Holtje

(74) *Attorney, Agent, or Firm*—Adams & Wilks


(57) **CLAIM**

The ornamental design for a watchcase with watchband, as shown and described.

DESCRIPTION

FIG. 1 is a front view of a watchcase with watchband showing my new design;
FIG. 2 is a rear view thereof;
FIG. 3 is a right side view thereof;
FIG. 4 is a left side view thereof;
FIG. 5 is a top plan view thereof;
FIG. 6 is a bottom plan view thereof; and,
FIG. 7 is a perspective view thereof.

1 Claim, 2 Drawing Sheets






FIG. 1

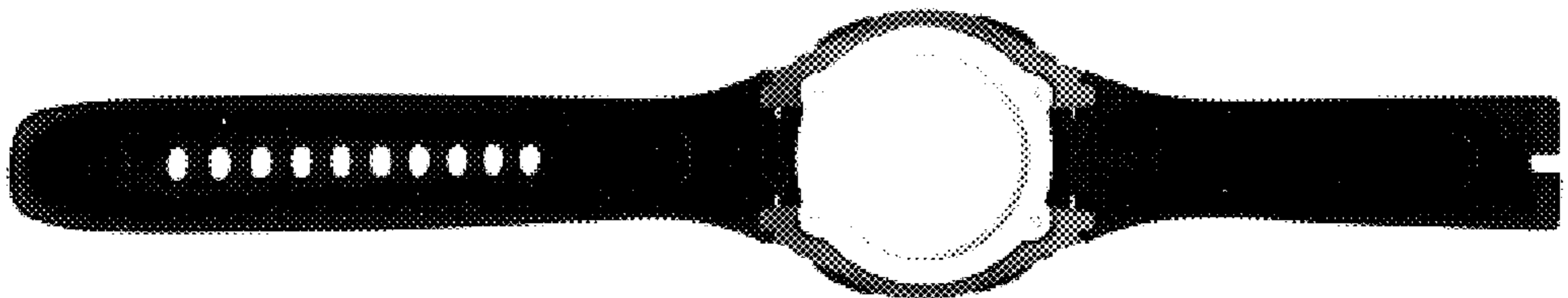


FIG. 2




FIG. 4




FIG. 3



FIG. 5



FIG. 6



FIG. 7