



US00D454504S

(12) **United States Design Patent**  
**Siebert et al.**

(10) **Patent No.:** **US D454,504 S**

(45) **Date of Patent:** **\*\* Mar. 19, 2002**

(54) **CONTAINER**

(75) Inventors: **Denise Irene Siebert**, Franklin;  
**Jonathan George Denham**, Cincinnati,  
both of OH (US); **Philipp Steiner**,  
Seattle, WA (US); **Paul Tsu-Peng King**,  
Newbury Park, CA (US); **Philip Edwin**  
**Hague**; **Paul Michael Lesley**, both of  
Chicago, IL (US); **Travis Edward**  
**Langevin**, Olathe; **David Dale**  
**McCormick**, Mission Hills, both of KS  
(US); **Alen David Streutker**, Florence,  
KY (US)

(73) Assignee: **The Procter & Gamble Company**,  
Cincinnati, OH (US)

(\*\*) Term: **14 Years**

(21) Appl. No.: **29/147,770**

(22) Filed: **Sep. 5, 2001**

**Related U.S. Application Data**

(62) Division of application No. 29/125,524, filed on Jun. 26,  
2000.

(51) **LOC (7) Cl.** ..... **09-01**

(52) **U.S. Cl.** ..... **D9/560; D9/565; D9/434**

(58) **Field of Search** ..... D9/300, 514, 552,  
D9/554, 557, 560, 565, 570; 215/40, 382;  
220/608, 669, 670; 222/153.1-153.14

(56) **References Cited**

**U.S. PATENT DOCUMENTS**

D198,645 S \* 7/1964 Shepler ..... D9/565

D274,604 S	*	7/1984	Jeruchim .....	D9/526
D308,484 S	*	6/1990	Browton .....	D9/550
D317,562 S	*	6/1991	Lami .....	D9/300
D358,993 S	*	6/1995	Hot .....	D9/570
D363,028 S	*	10/1995	Mansau .....	D9/570
D404,311 S	*	1/1999	Zimmer et al. ....	D9/552
D406,765 S	*	3/1999	Zimmer et al. ....	D9/523
D416,802 S	*	11/1999	Zimmer et al. ....	D9/523
D416,806 S	*	11/1999	Zimmer et al. ....	D9/552
D417,156 S	*	11/1999	Veysiere .....	D9/552
D443,828 S	*	6/2001	Meeker et al. ....	D9/540

\* cited by examiner

*Primary Examiner*—Cathron C. Brooks

(74) *Attorney, Agent, or Firm*—Thibault Fayette

(57) **CLAIM**

The ornamental design for a container, as shown and described.

**DESCRIPTION**

FIG. 1 is a perspective view of a container, embodying the new design;

FIG. 2 is a rear elevational view of the container of FIG. 1;

FIG. 3 is a front elevational view of the container of FIG. 1;

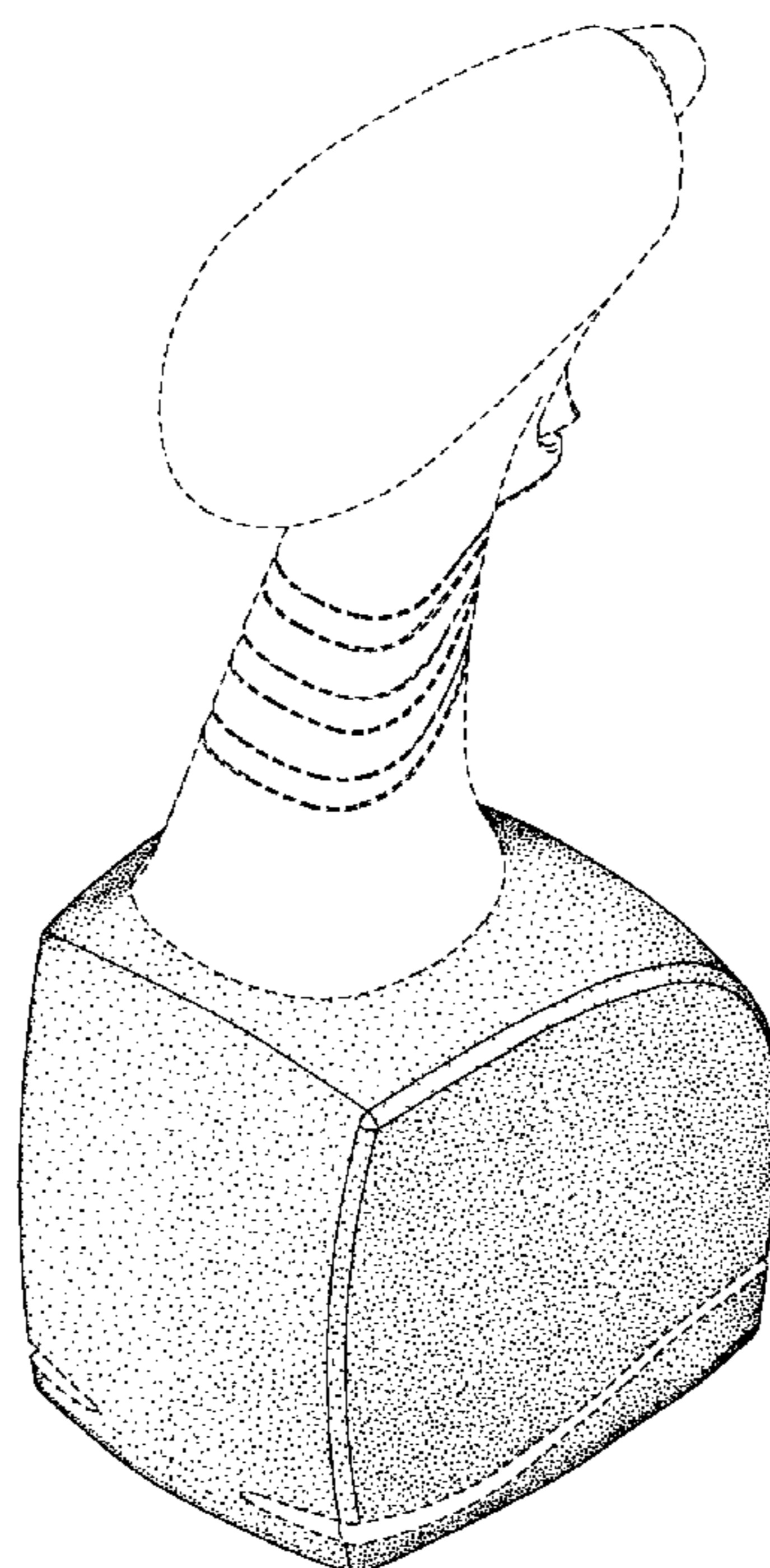
FIG. 4 is a top planar view of the container of FIG. 1;

FIG. 5 is a side elevational view of the container of FIG. 1, the opposite side elevational view thereof being the same; and,

FIG. 6 is a bottom planar view of the container of FIG. 1.

The broken lines shown in the drawings are for illustrative purposes only and form no part of the claimed design.

**1 Claim, 2 Drawing Sheets**



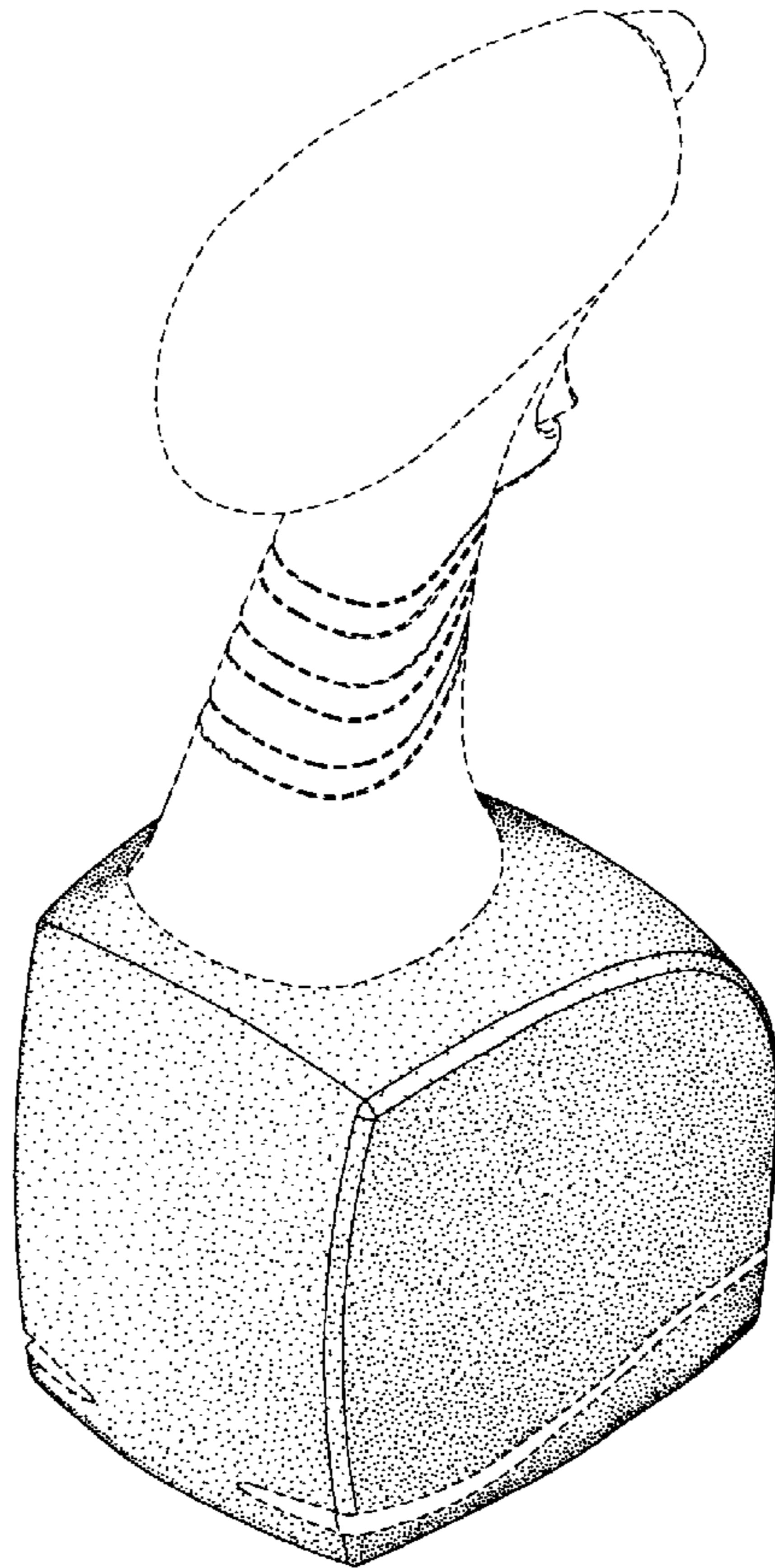


Fig. 1

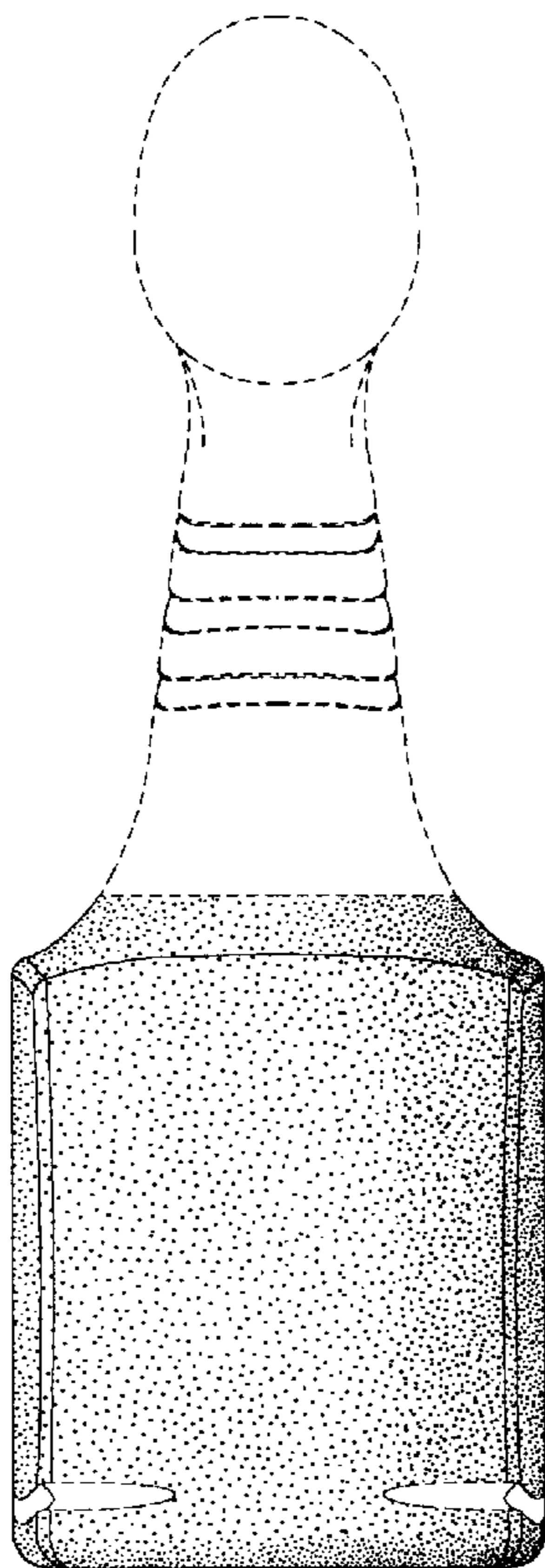


Fig. 2

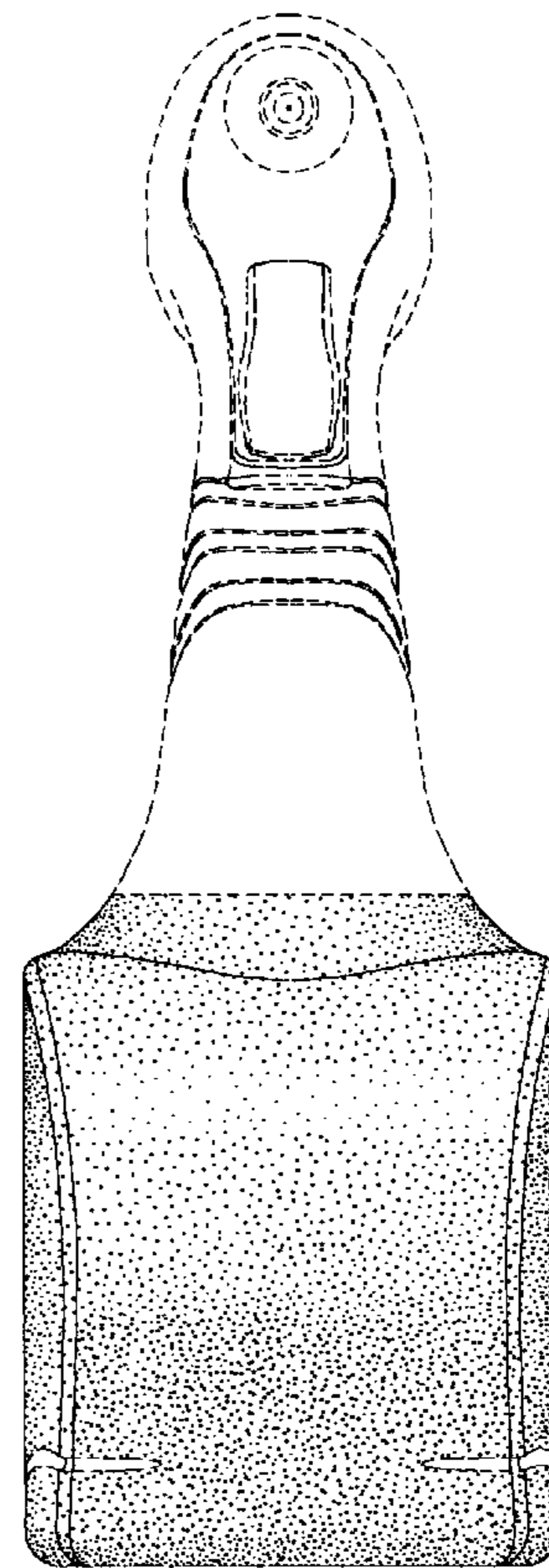


Fig. 3

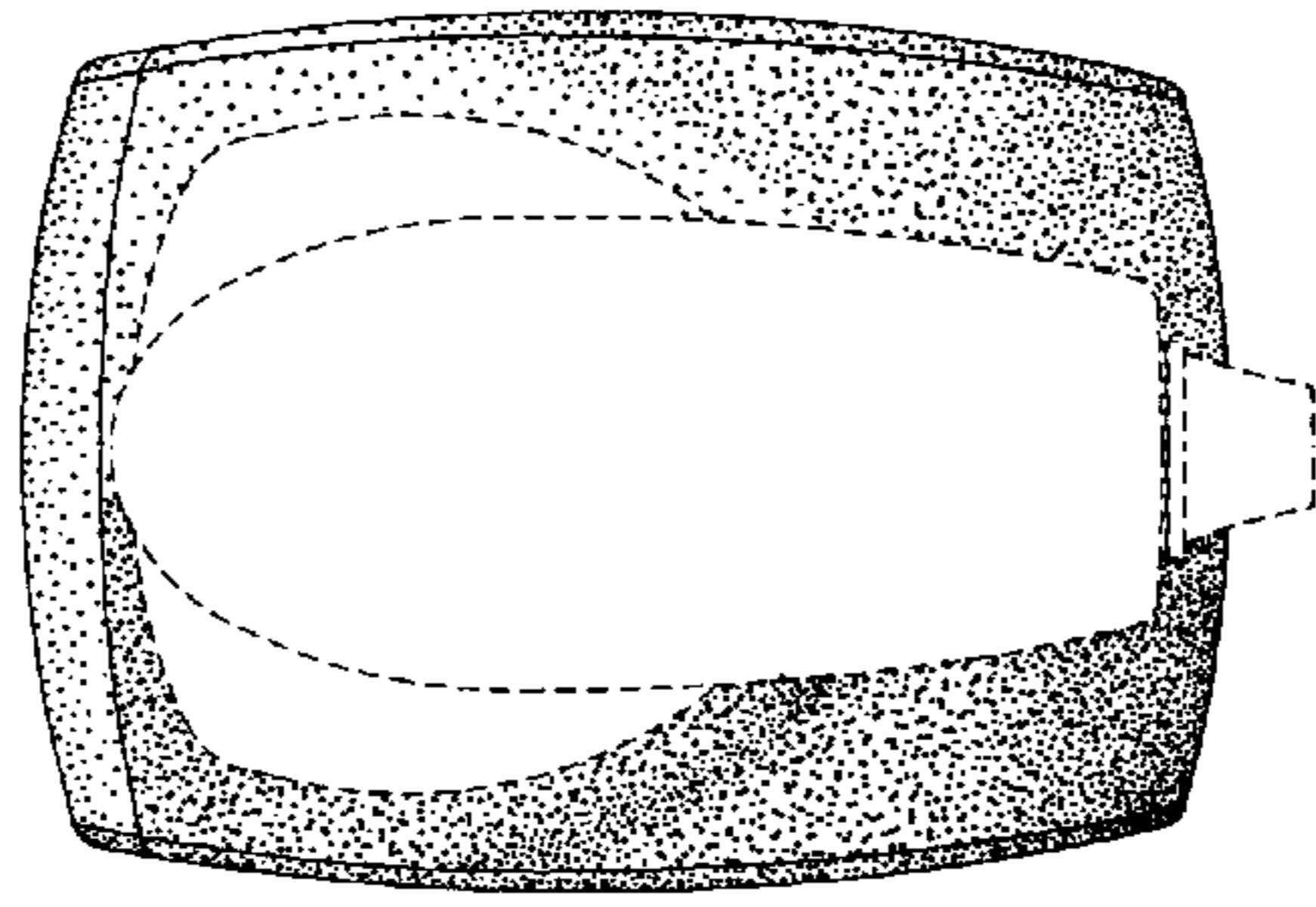


Fig. 4

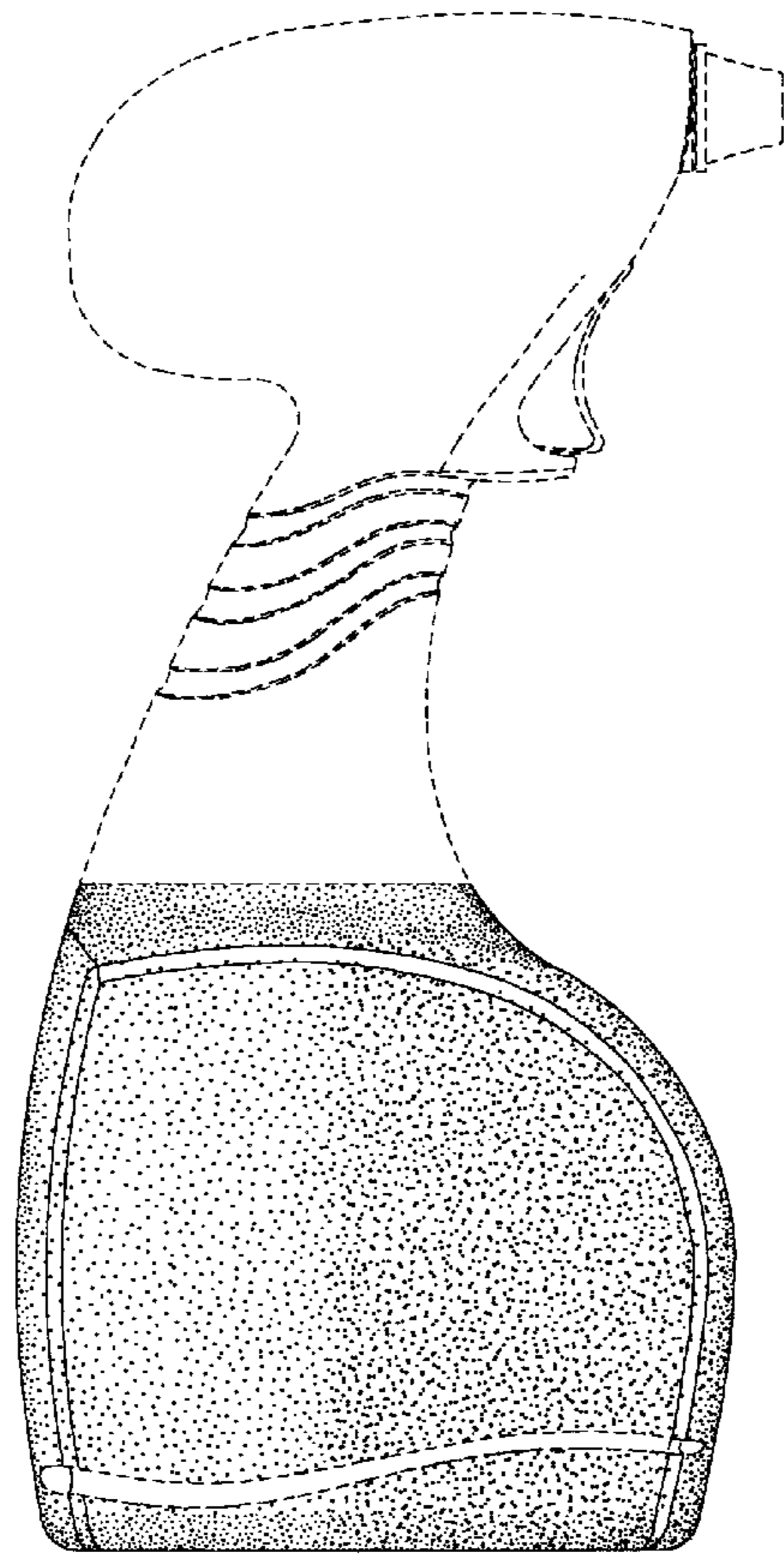


Fig. 5

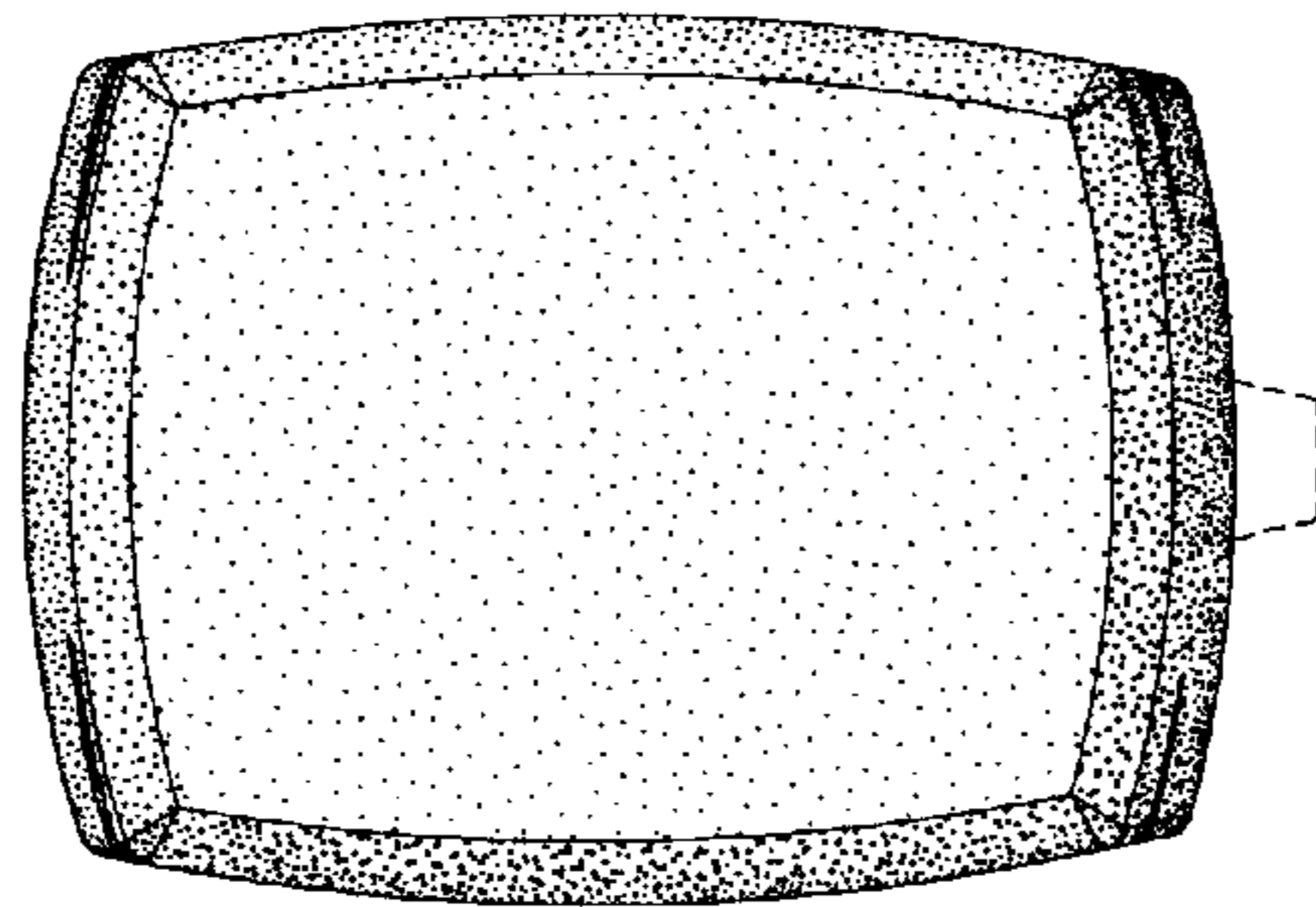


Fig. 6