



US00D454501S

(12) **United States Design Patent**
Tornaletti et al.

(10) **Patent No.: US D454,501 S**
(45) **Date of Patent: ** Mar. 19, 2002**

(54) **BOTTLE**
(75) Inventors: **Nicola Tornaletti; Raoul Bianchi**, both of Milan (IT)
(73) Assignee: **Lipton, division of Conopco, Inc.**, Englewood Cliffs, NJ (US)
(**) Term: **14 Years**

D351,761 S * 10/1994 Feer D9/447 X
D379,592 S * 6/1997 Doskoczynski D9/542
D387,279 S * 12/1997 Emre et al. D9/542
D393,210 S * 4/1998 Ewing, Jr. D9/543
D393,211 S * 4/1998 Mengeu D9/543
D398,538 S * 9/1998 Fuquen et al. D9/542
D411,803 S * 7/1999 Guertin D9/520
D426,161 S * 6/2000 Hestehave et al. D9/520
D433,948 S * 11/2000 Stoller D9/543
6,161,713 A * 12/2000 Krich 215/384

(21) Appl. No.: **29/126,320**
(22) Filed: **Jul. 13, 2000**

* cited by examiner

(30) **Foreign Application Priority Data**
Jan. 13, 2000 (GB) 2089476

Primary Examiner—Ted Shooman
Assistant Examiner—Carol Rademaker
(74) *Attorney, Agent, or Firm*—Gerard J. McGowan, Jr.

(51) **LOC (7) Cl.** **09-01**
(52) **U.S. Cl.** **D9/541; D9/543**
(58) **Field of Search** D9/516, 530, 538,
D9/540, 543, 554, 557, 560, 564, 567,
570, 575, 546, 542, 569; 215/381-384,
396, 398

(57) **CLAIM**

The ornamental design for a bottle, as shown and described.

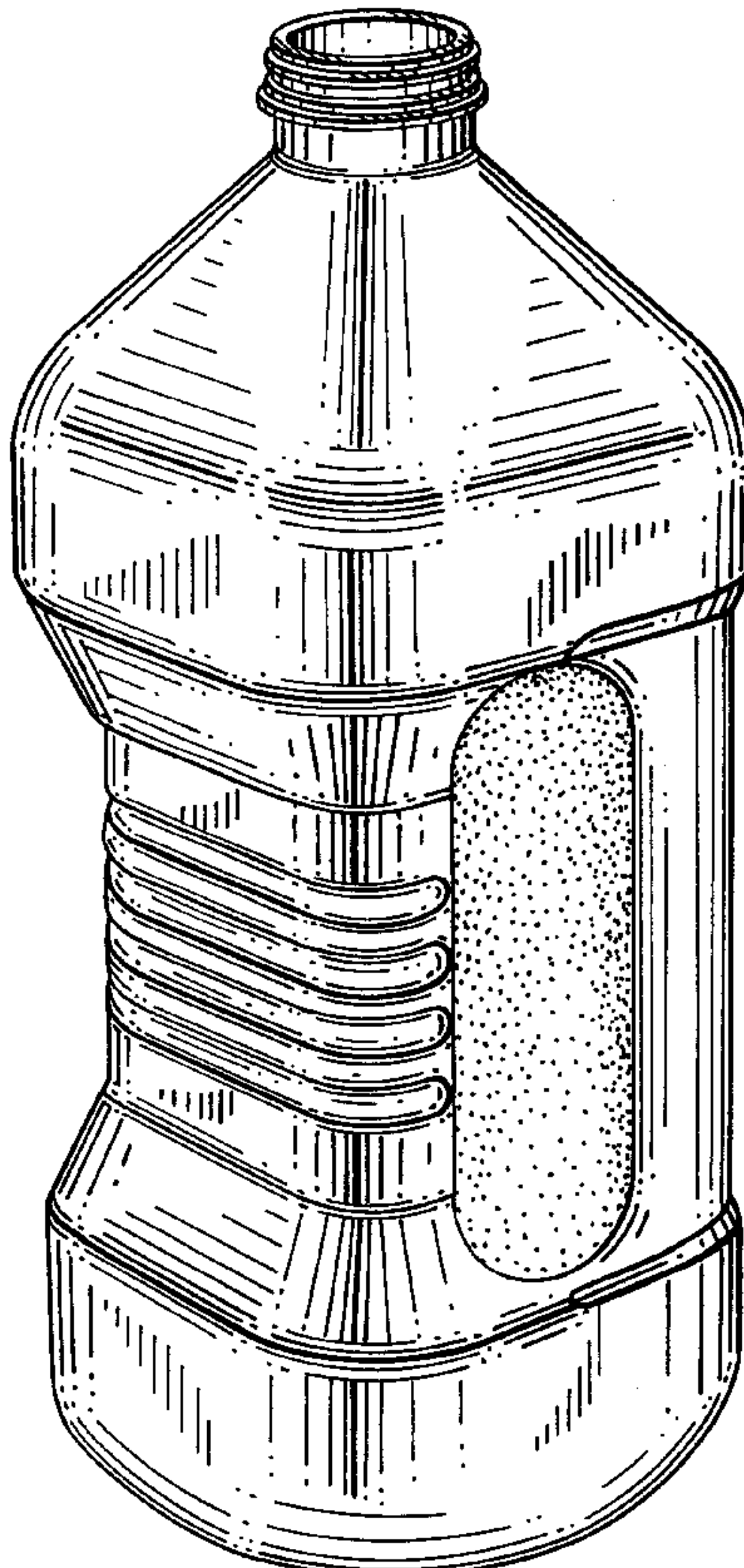
(56) **References Cited**
U.S. PATENT DOCUMENTS

DESCRIPTION

FIG. 1 on Sheet 1 of 5 is a Front perspective view from above and one side showing a new design;
FIG. 2 on Sheet 2 of 5 is a Front view of a new design;
FIG. 3 on Sheet 3 of 5 is a Rear view of a new design;
FIG. 4 on Sheet 4 of 5 is a View of the Other side of a new design;
FIG. 5 on Sheet 5 of 5 is a Plan View of a new design; and,
FIG. 6 on Sheet 5 of 5 is the Underneath plan View of a new design.

D31,126 S * 7/1899 Henius D9/546
D174,591 S * 4/1955 Parsell D9/541
D198,404 S * 6/1964 Busch D9/522
D331,017 S * 11/1992 Chan D9/560
D333,704 S * 3/1993 Malcolm D9/551 X

1 Claim, 5 Drawing Sheets



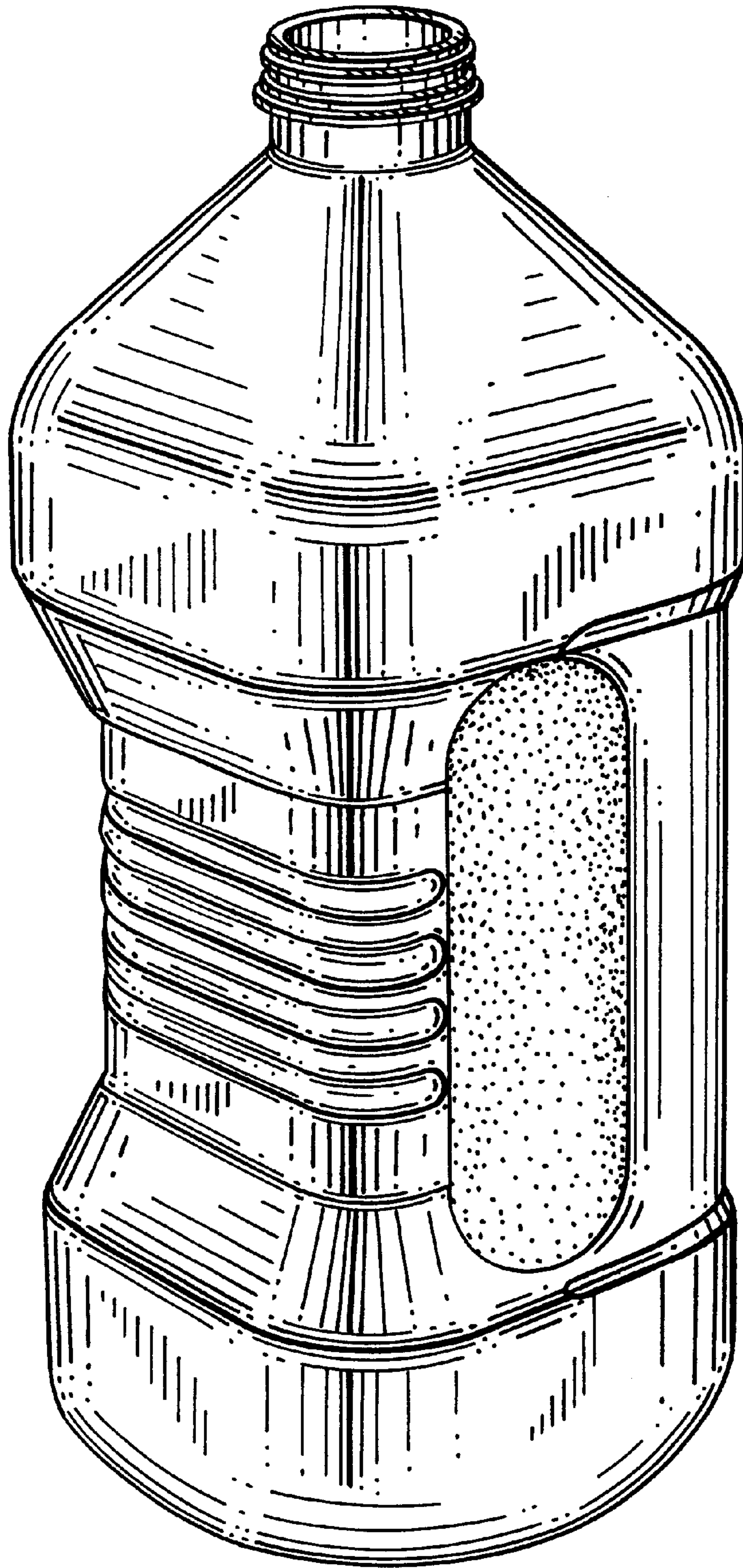


FIG. 1

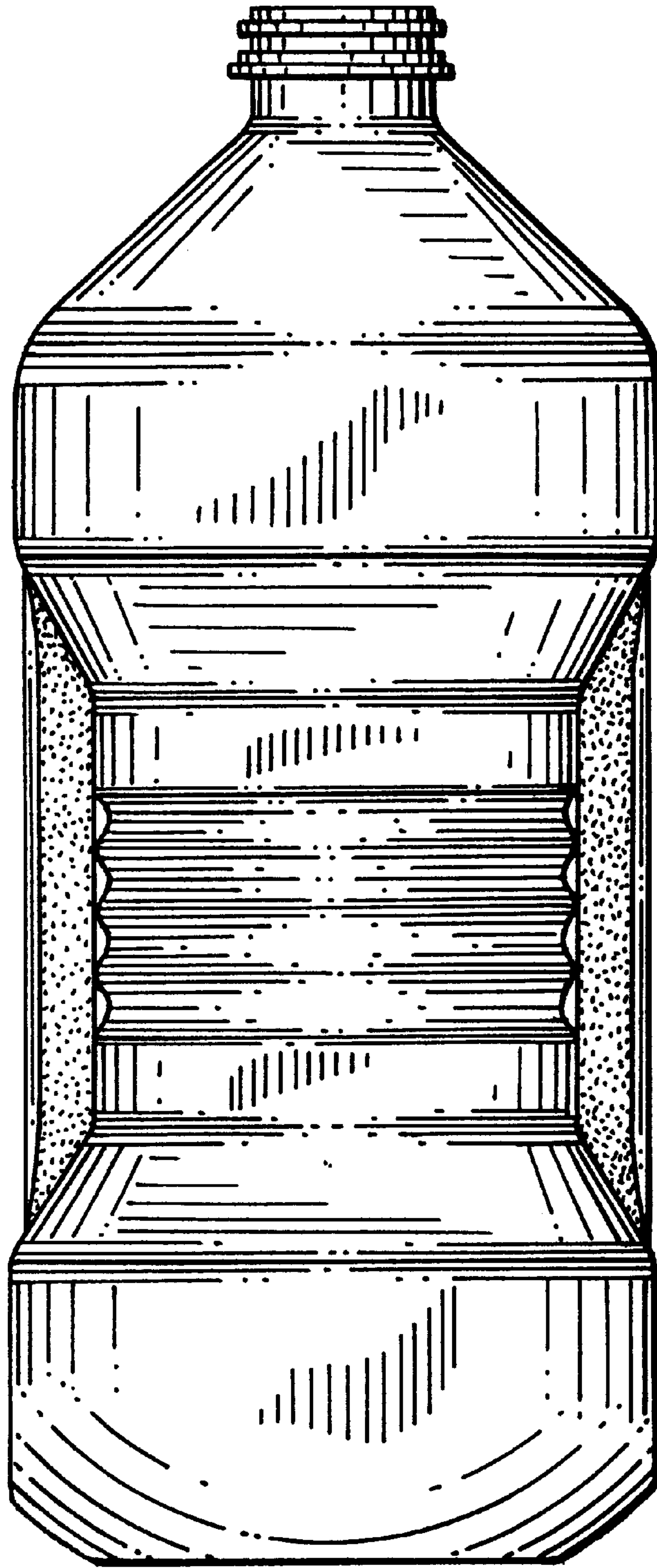


FIG. 2

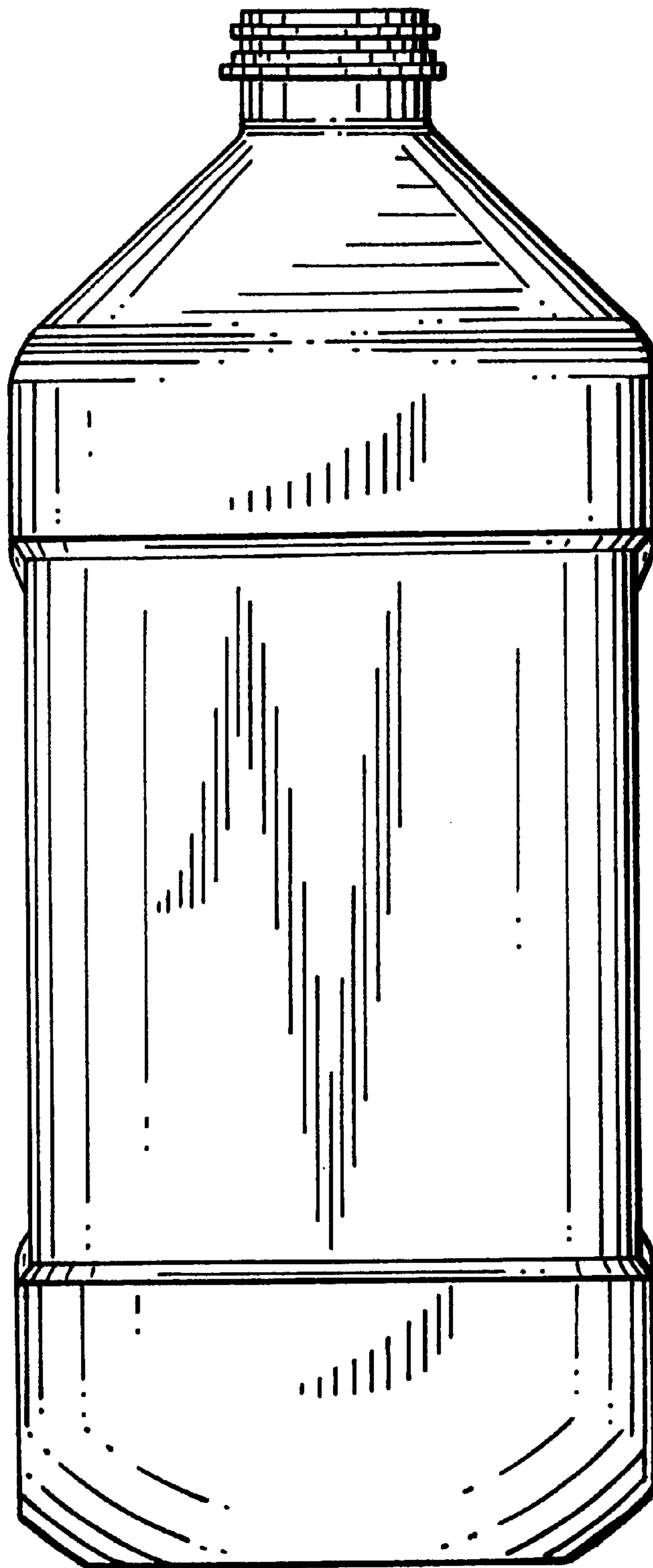


FIG. 3

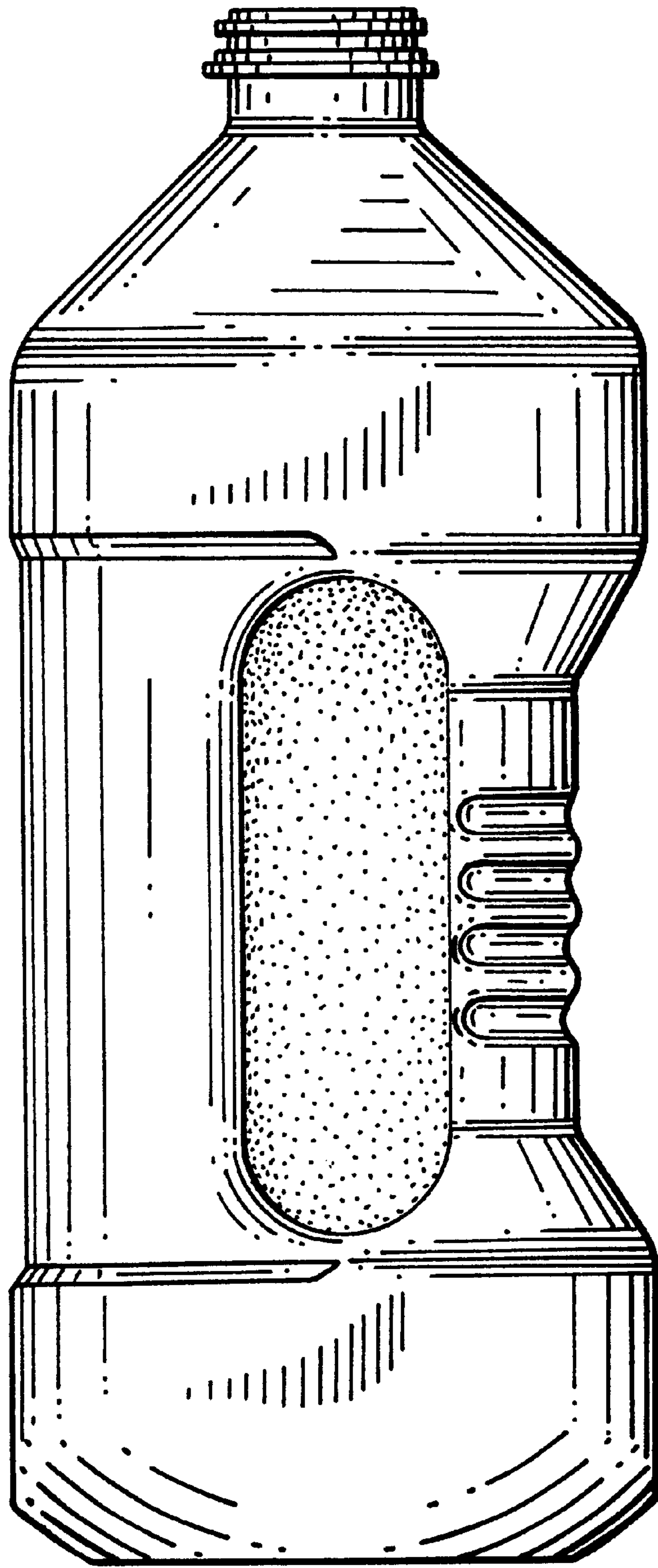


FIG. 4

FIG. 5




FIG. 6

