



US00D454485S

(12) **United States Design Patent**
Quan

(10) **Patent No.:** **US D454,485 S**

(45) **Date of Patent:** **** Mar. 19, 2002**

(54) **DOOR STOP**

(75) Inventor: **David Quan**, Toronto (CA)

(73) Assignee: **Umbra, Inc.**, Buffalo, NY (US)

(**) Term: **14 Years**

(21) Appl. No.: **29/133,304**

(22) Filed: **Nov. 28, 2000**

(51) **LOC (7) Cl.** **08-09**

(52) **U.S. Cl.** **D8/402**

(58) **Field of Search** D8/402; 16/82,
16/85, 86 A, 86 R, DIG. 7; 292/342, 343,
DIG. 15

D378,547 S 3/1997 Holland
D406,028 S * 2/1999 Montgomery D8/402 X
6,041,473 A * 3/2000 Johnson 16/82
D427,418 S 7/2000 Huang et al.

* cited by examiner

Primary Examiner—Jennifer Rivard

(74) *Attorney, Agent, or Firm*—SAIDMAN DesignLaw Group

(57) **CLAIM**

The ornamental design for a door stop, as shown and described.

DESCRIPTION

FIG. 1 is a perspective view of a door stop showing my new design;

FIG. 2 is a top view thereof;

FIG. 3 is a bottom view thereof; and,

FIG. 4 is a right side view thereof, the left side being a mirror image.

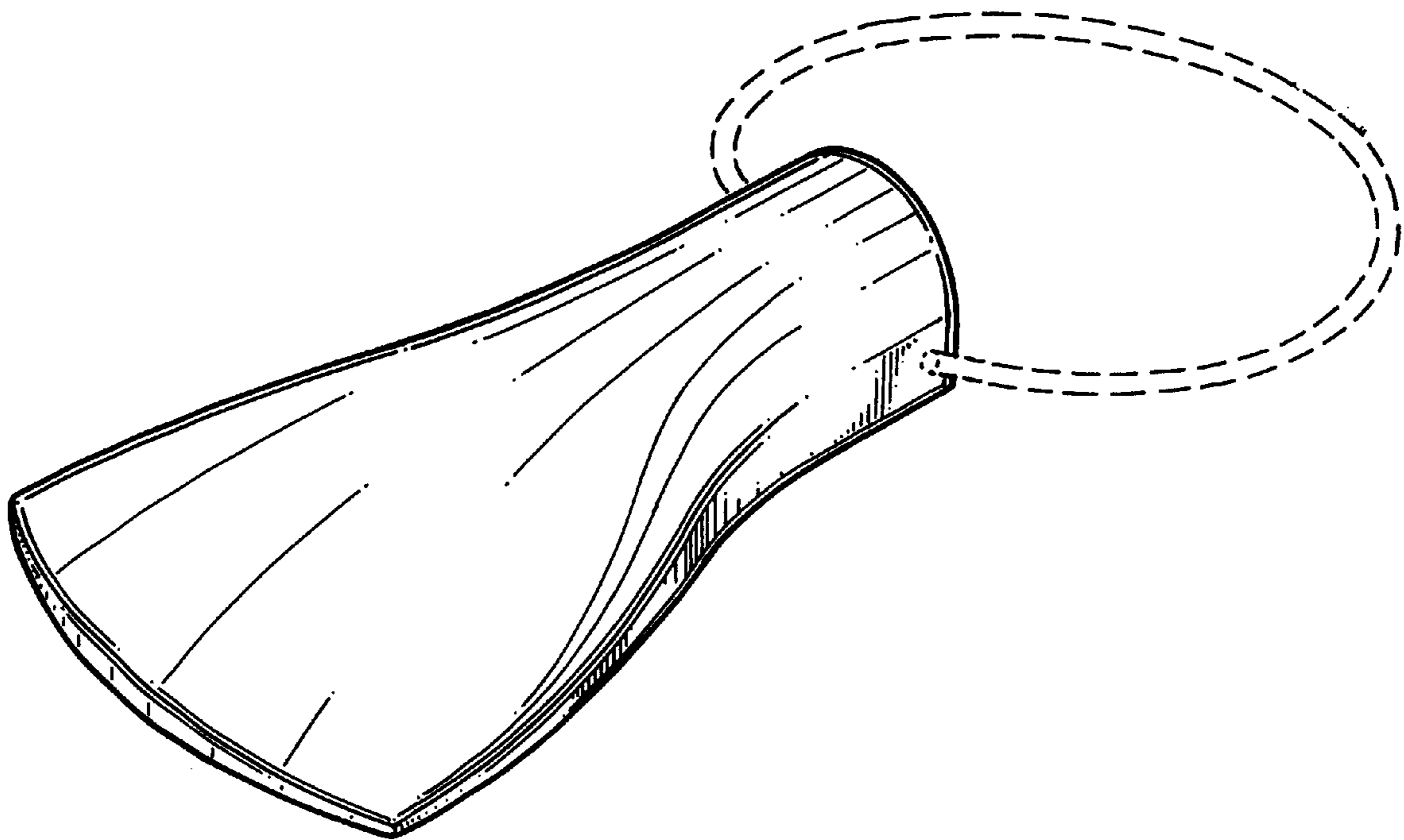
The dashed lines are shown for environmental purposes only and form no part of the claimed design. The dotted lines shown in FIGS. 1 and 4 represent peripheries of the claimed design and form no part thereof.

(56) **References Cited**

U.S. PATENT DOCUMENTS

821,049 A	5/1906	Mason	
1,522,922 A	1/1925	Smiley	
D128,654 S	2/1941	Jobst	
D170,519 S	4/1953	Beroset	
D223,974 S	6/1972	Tsutsui	
D290,063 S	6/1987	Wright	
D302,490 S	8/1989	Denney	
D308,466 S	* 6/1990	Fenton D8/402 X
D338,617 S	8/1993	Song	

1 Claim, 4 Drawing Sheets



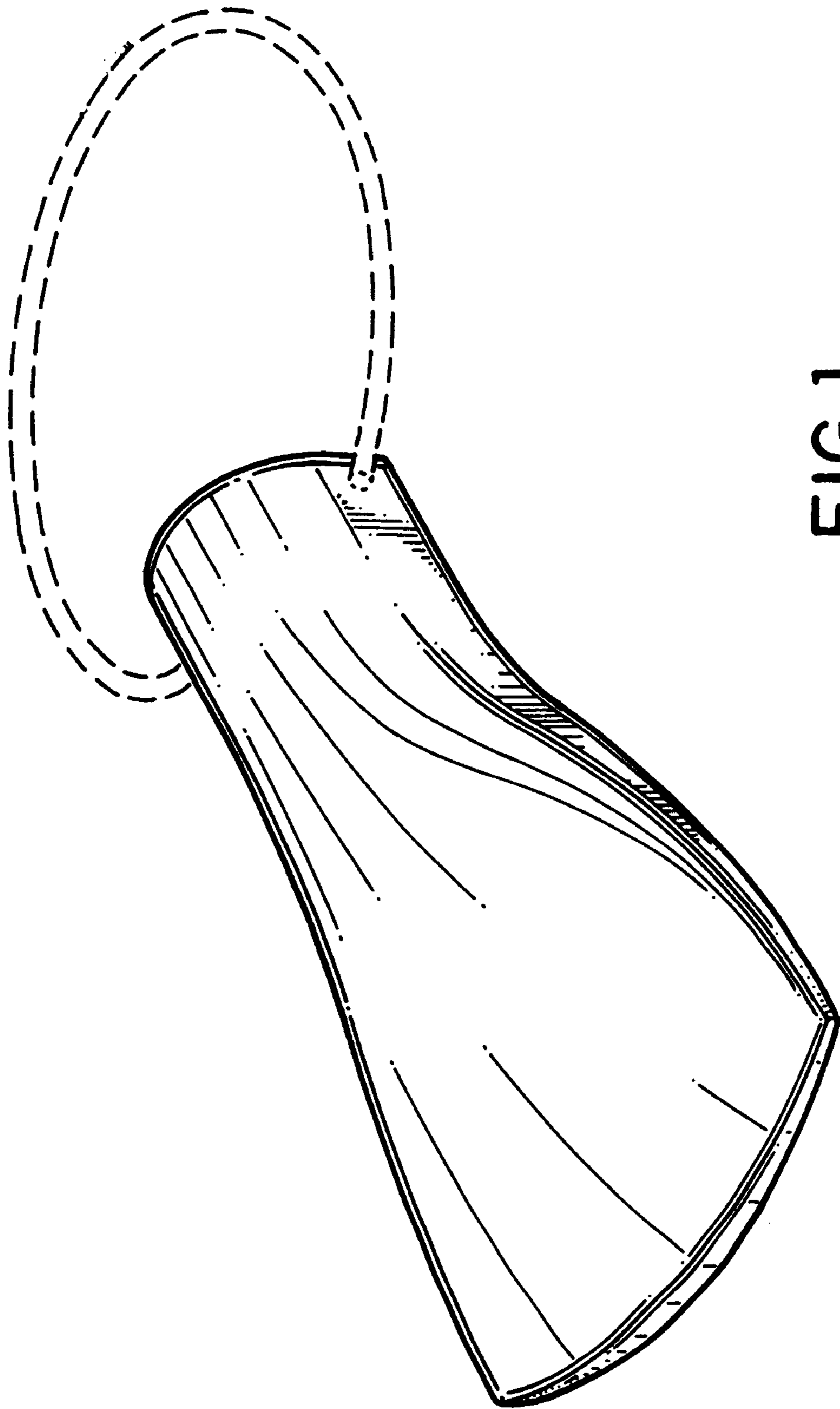


FIG. 1




FIG. 2

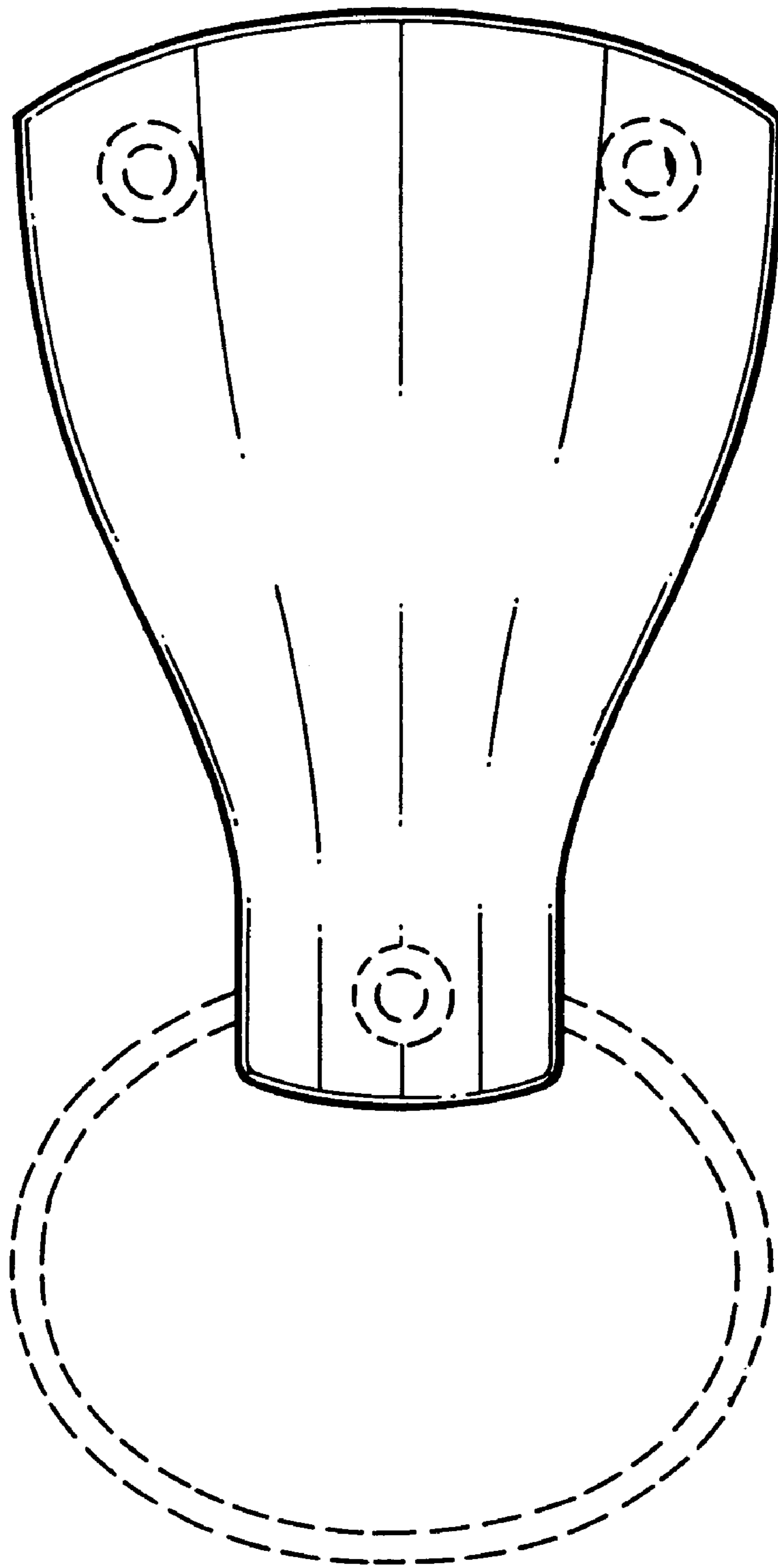


FIG. 3

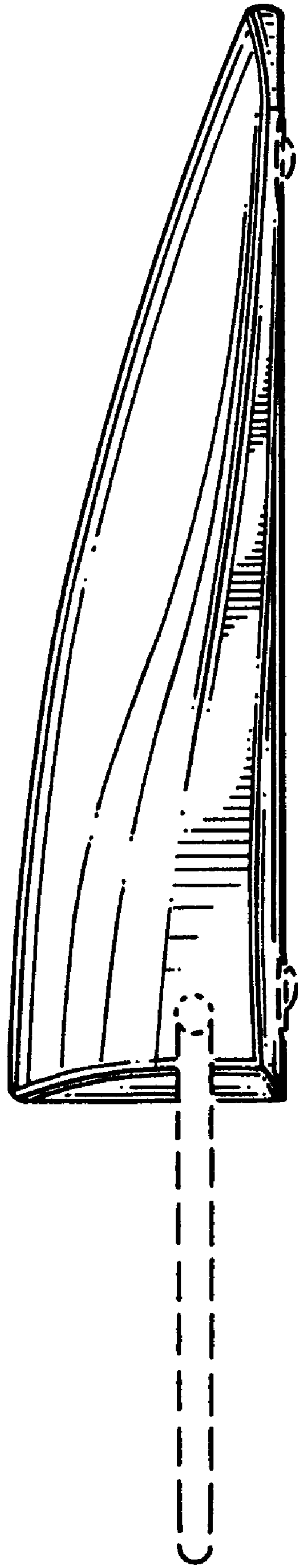


FIG. 4