



US00D454470S

(12) **United States Design Patent**
Bartley

(10) **Patent No.:** **US D454,470 S**

(45) **Date of Patent:** **** *Mar. 19, 2002**

(54) **OVEN RACK**

(75) Inventor: **Robert J. Bartley**, Stevensville, MT
(US)

(73) Assignee: **Barson Enterprises, Inc.**, Stevensville,
MT (US)

(*) Notice: This patent is subject to a terminal dis-
claimer.

(**) Term: **14 Years**

(21) Appl. No.: **29/136,278**

(22) Filed: **Jan. 25, 2001**

(51) **LOC (7) Cl.** **07-02**

(52) **U.S. Cl.** **D7/409**

(58) **Field of Search** D7/409, 388, 402,
D7/407, 408; 126/1 R, 24, 25 R, 29, 332,
337 R, 339; 211/134, 153, 181.1; 312/410

(56) **References Cited**

U.S. PATENT DOCUMENTS

1,941,301 A 12/1933 Hanson et al.

2,806,467 A	9/1957	Slaughter	
D203,857 S	* 2/1966	Schieler D44/29
D206,549 S	* 12/1966	Callender D44/29
D260,227 S	* 8/1981	Bentson D7/129
4,475,528 A	* 10/1984	Kuchenbrod 126/9 R
5,938,968 A	8/1999	Ogg et al.	
D425,754 S	* 5/2000	Matteson et al. D7/409
D442,432 S	* 5/2001	Bartley D7/409

* cited by examiner

Primary Examiner—Ted Shooman

Assistant Examiner—Daniel Bui

(74) *Attorney, Agent, or Firm*—Saliwanchik, Lloyd &
Saliwanchik

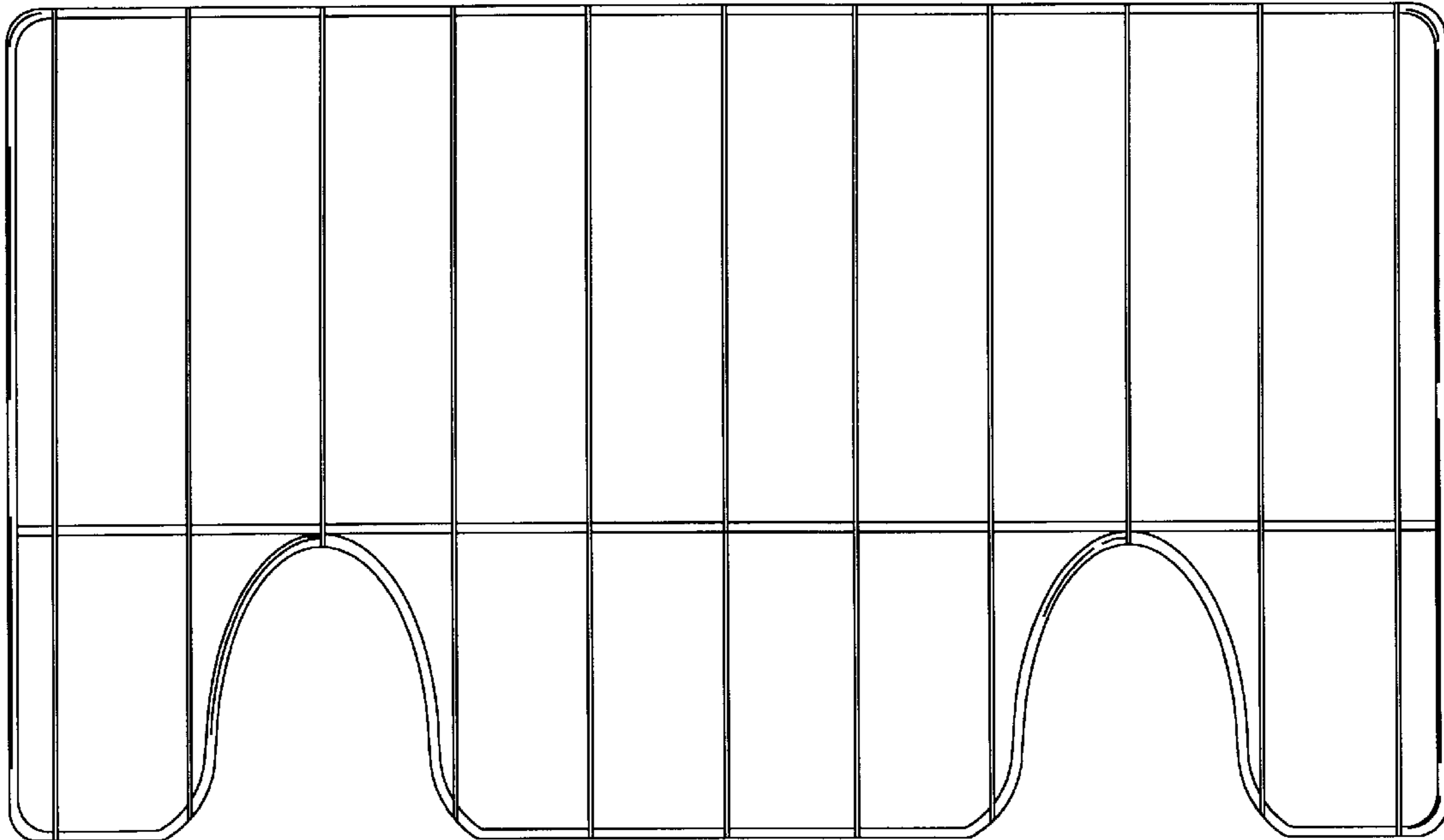
(57) **CLAIM**

The ornamental design for an oven rack, as shown and
described.

DESCRIPTION

FIG. 1 is a top plan view of an oven rack showing my
design; the bottom view being a mirror image thereof; and,
FIG. 2 is a front elevational view of an oven rack showing
my design.

1 Claim, 1 Drawing Sheet



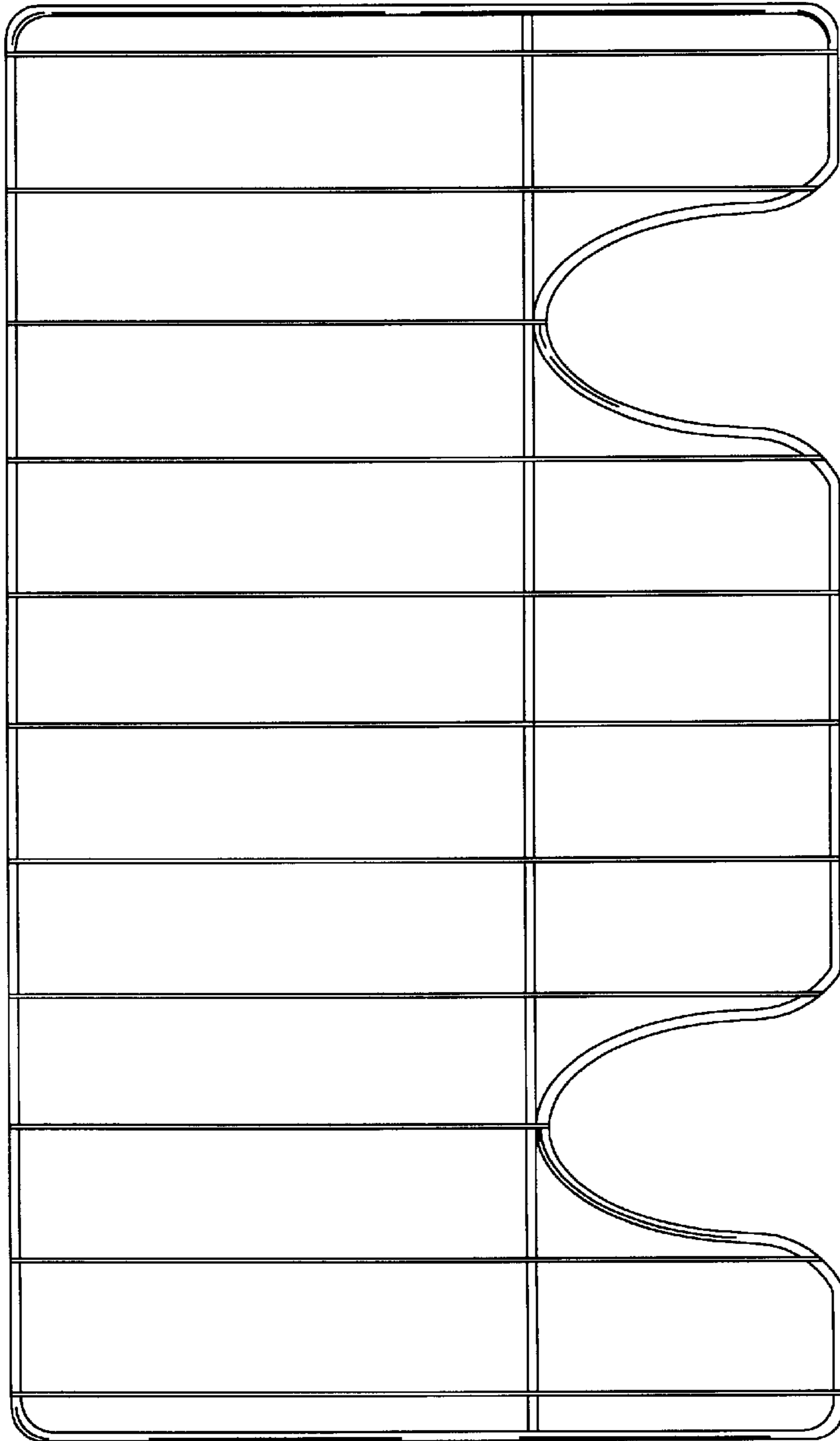


FIG. 1

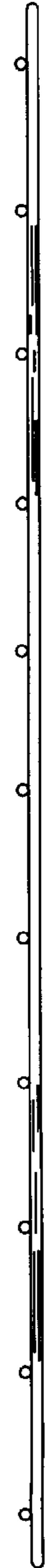


FIG. 2