



US00D454453S

(12) **United States Design Patent**  
**Lin**

(10) **Patent No.:** **US D454,453 S**

(45) **Date of Patent:** **\*\* Mar. 19, 2002**

(54) **SEATBACK OF A BENCH**

(76) **Inventor:** **Patrick Lin**, 14F, No. 128, Sec. 3,  
Minsheng E. Rd., Taipei (TW)

(\*\*) **Term:** **14 Years**

(21) **Appl. No.:** **29/139,544**

(22) **Filed:** **Mar. 30, 2001**

(51) **LOC (7) Cl.** ..... **06-06**

(52) **U.S. Cl.** ..... **D6/502; D6/358; D6/359**

(58) **Field of Search** ..... **D6/334, 335, 358,**  
**D6/359, 370, 381, 500, 501, 502; 297/232**

(56) **References Cited**

**U.S. PATENT DOCUMENTS**

D240,346 S	*	6/1976	Kaplan	.....	D6/359
D396,963 S	*	8/1998	Jeng	.....	D6/358
D405,302 S	*	2/1999	Lum	.....	D6/502

**OTHER PUBLICATIONS**

The Golfsmith store catalog, p. 11, Bench at top right,  
Holiday 1999.\*

\* cited by examiner

*Primary Examiner*—Gary D. Watson

(74) *Attorney, Agent, or Firm*—William E. Pelton

(57) **CLAIM**

The ornamental design for a seatback of a bench, as shown  
and described.

**DESCRIPTION**

FIG. 1 is a front-right-top perspective view of a seatback of  
a bench, showing my new design;

FIG. 2 is a front elevational view thereof;

FIG. 3 is a rear elevational view thereof;


FIG. 4 is a left elevational view thereof;

FIG. 5 is a right elevational view thereof;

FIG. 6 is a top plan view thereof; and,

FIG. 7 is a bottom plan view thereof.

**1 Claim, 4 Drawing Sheets**



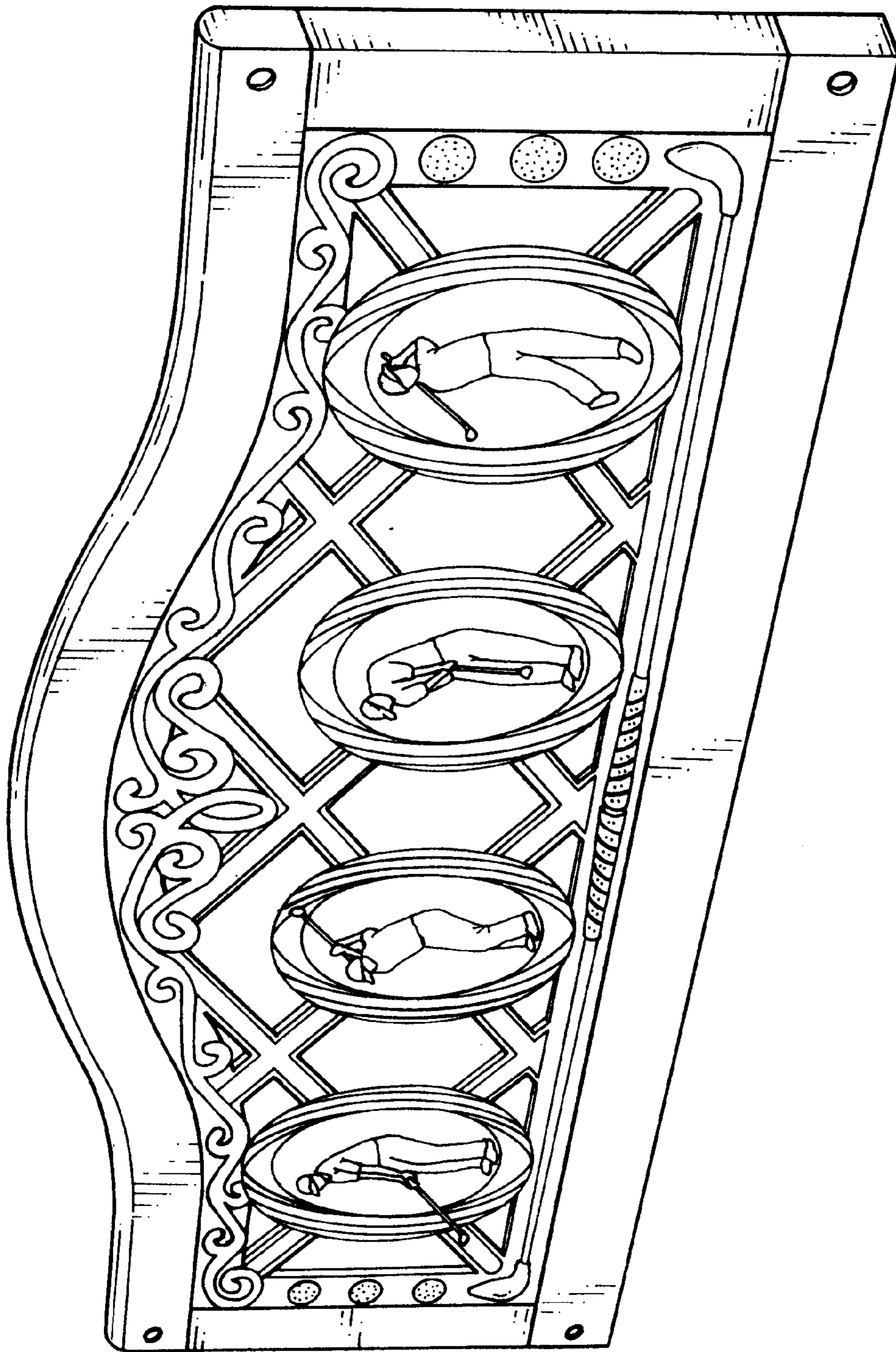


FIG. 1




FIG. 2




FIG. 3



FIG. 4



FIG. 5

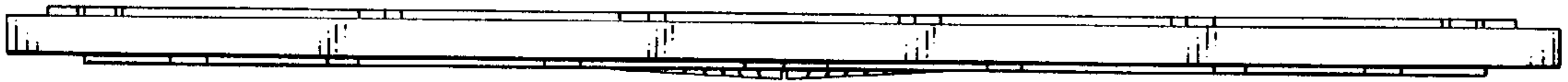


FIG. 6



FIG. 7