



US00D454445S

(12) **United States Design Patent**  
**O'Hare et al.**

(10) **Patent No.:** **US D454,445 S**

(45) **Date of Patent:** **\*\* Mar. 19, 2002**

(54) **DRESSER**

(75) Inventors: **Timothy Michael O'Hare; Scott Mark Risdon**, both of Greensboro; **Shawn Christopher Stanton**, High Point, all of NC (US)

(73) Assignee: **Bernhardt, L.L.C.**, Lenoir, NC (US)

(\*\*) Term: **14 Years**

(21) Appl. No.: **29/130,977**

(22) Filed: **Oct. 12, 2000**

(51) **LOC (7) Cl.** ..... **06-04**

(52) **U.S. Cl.** ..... **D6/446; D6/441**

(58) **Field of Search** ..... D6/432, 434, 436, D6/438, 439, 441, 444, 445, 446, 447, 448; 312/204

(56) **References Cited**

**U.S. PATENT DOCUMENTS**

D133,694 S \* 9/1942 Buckner ..... D6/441  
D162,491 S \* 3/1951 Sussman ..... D6/441

D344,199 S \* 2/1994 Stephens ..... D6/446  
D419,796 S \* 2/2000 O'Hare ..... D6/441  
D439,767 S \* 4/2001 McDaniel et al. .... D6/446  
D440,073 S \* 4/2001 Cain ..... D6/446

**OTHER PUBLICATIONS**

Furniture Today, Bernhardt Dresser, p. 113, Oct. 20, 1997.\*

\* cited by examiner

*Primary Examiner*—Cathron C. Brooks

(74) *Attorney, Agent, or Firm*—MacCord Mason PLLC

(57) **CLAIM**

The ornamental design for a dresser, as shown and described.

**DESCRIPTION**

FIG. 1 is a left front perspective view of a dresser showing my new design;

FIG. 2 is a front perspective view thereof;

FIG. 3 is a side perspective view, the opposite side being a mirror image thereof; and,

FIG. 4 is a top view thereof.

**1 Claim, 4 Drawing Sheets**






FIG. 1




FIG. 2




FIG. 3



FIG. 4