



US00D454443S

(12) **United States Design Patent**
Nored

(10) **Patent No.:** **US D454,443 S**
(45) **Date of Patent:** **** Mar. 19, 2002**

(54) **LABORATORY INSTRUCTOR'S DESK**

(75) Inventor: **Billy Gary Nored**, Paris, TN (US)

(73) Assignee: **Mohon International, Inc.**, Paris, TN (US)

(**) Term: **14 Years**

(21) Appl. No.: **29/134,455**

(22) Filed: **Dec. 21, 2000**

(51) **LOC (7) Cl.** **06-04**

(52) **U.S. Cl.** **D6/422; D24/234**

(58) **Field of Search** **D6/422-428; 312/194-196, 312/208.1, 198, 199, 203; 108/50.01, 50.02; D24/234**

(56) **References Cited**

U.S. PATENT DOCUMENTS

D101,102 S	9/1936	Bower	
D141,359 S	5/1945	Carlson et al.	
D173,281 S	10/1954	Morrison	
D184,887 S	4/1959	Ogg et al.	
D188,418 S	7/1960	Salveson	
3,111,095 A	11/1963	Goodman	
D198,167 S	5/1964	Allen	
3,506,323 A *	4/1970	Leprince	312/194
3,560,046 A	2/1971	Brosk	
3,828,695 A	8/1974	Skarky	
D251,250 S	3/1979	Levine	
D337,901 S	8/1993	van den Nieuwelaar	
6,085,665 A	7/2000	Smith et al.	
D429,087 S *	8/2000	Gilbert	D6/422
D438,400 S *	3/2001	Acheson	D6/397

OTHER PUBLICATIONS

- Item 1. Color copy of the front and back sides of a catalog sheet by Saint-Georges, dated Apr. 1996.
- Item 2. Color copy of a one-page single-sided catalog sheet by Saint-Georges, dated Oct. 1997.

Item 3. Color copy of the front and back sides of a catalog sheet by Saint-Georges, dated Jun. 1998.

* cited by examiner

Primary Examiner—Janice E. Seeger

(74) *Attorney, Agent, or Firm*—Jones,Day,Reavis & Pogue

(57) **CLAIM**

The ornamental design for a laboratory instructor's desk, as shown and described.

DESCRIPTION

FIG. 1 is a perspective view of a laboratory instructor's desk comprising a first embodiment of the present invention, showing a raised slatted feature in broken lines for doors and a back panel, said laboratory instructor's desk embodying the ornamental design of the present invention;

FIG. 2 is a front view of the laboratory instructor's desk of FIG. 1;

FIG. 3 is a rear view of the laboratory instructor's desk of FIG. 1;

FIG. 4 is a side view of the laboratory instructor's desk of FIG. 1;

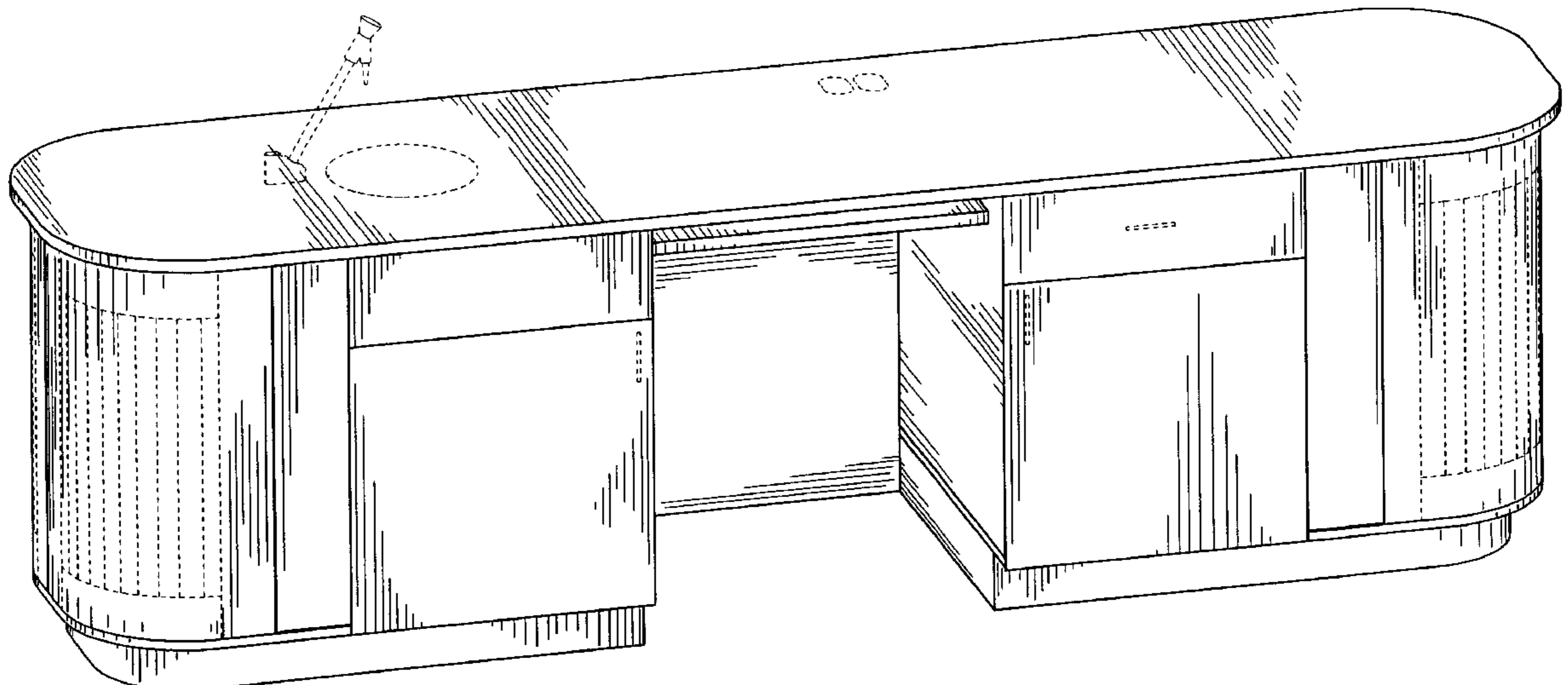
FIG. 5 is an opposite side view of the laboratory instructor's desk of FIG. 1;

FIG. 6 is a top view of the laboratory instructor's desk of FIG. 1; and,

FIG. 7 is a bottom view of the laboratory instructor's desk of FIG. 1.

The broken line showings are for illustrative purposes only and form no part of the claimed design.

1 Claim, 5 Drawing Sheets



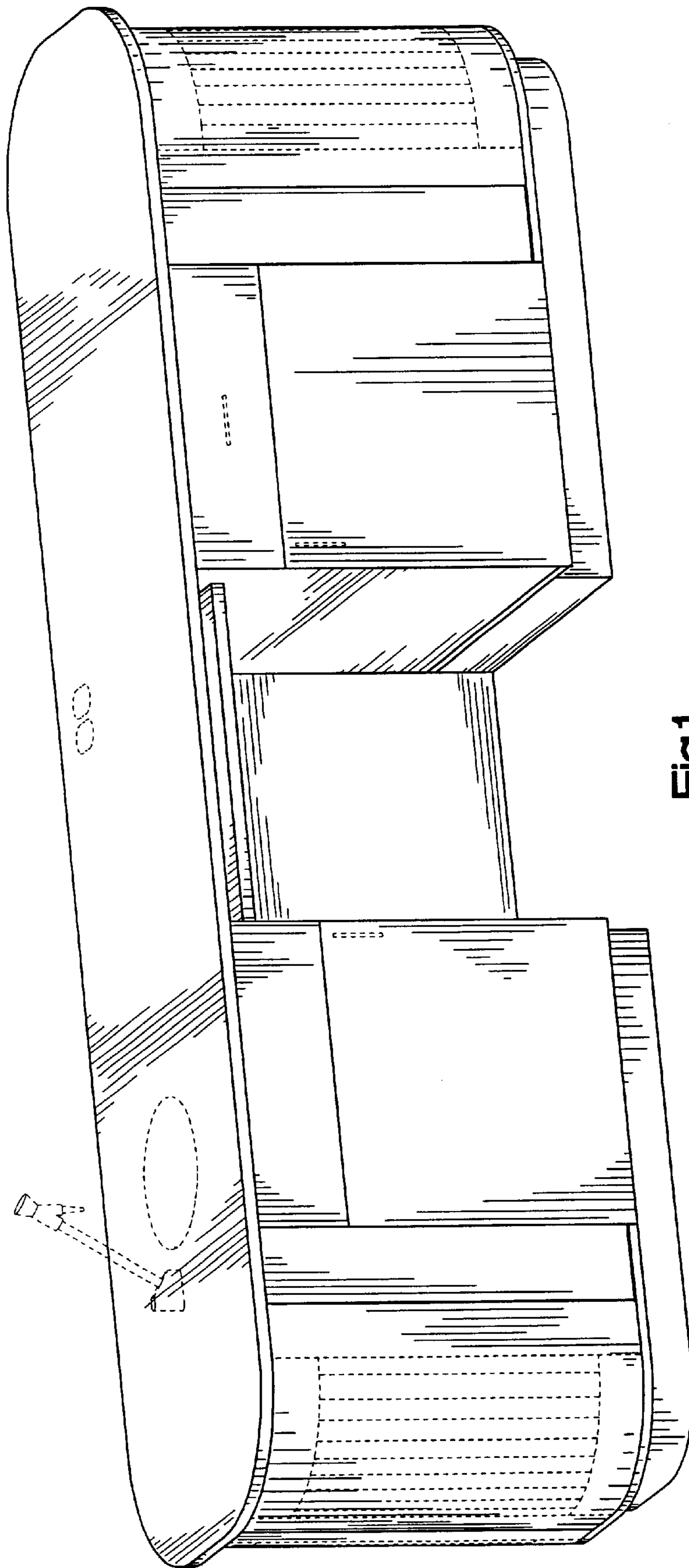


Fig.1

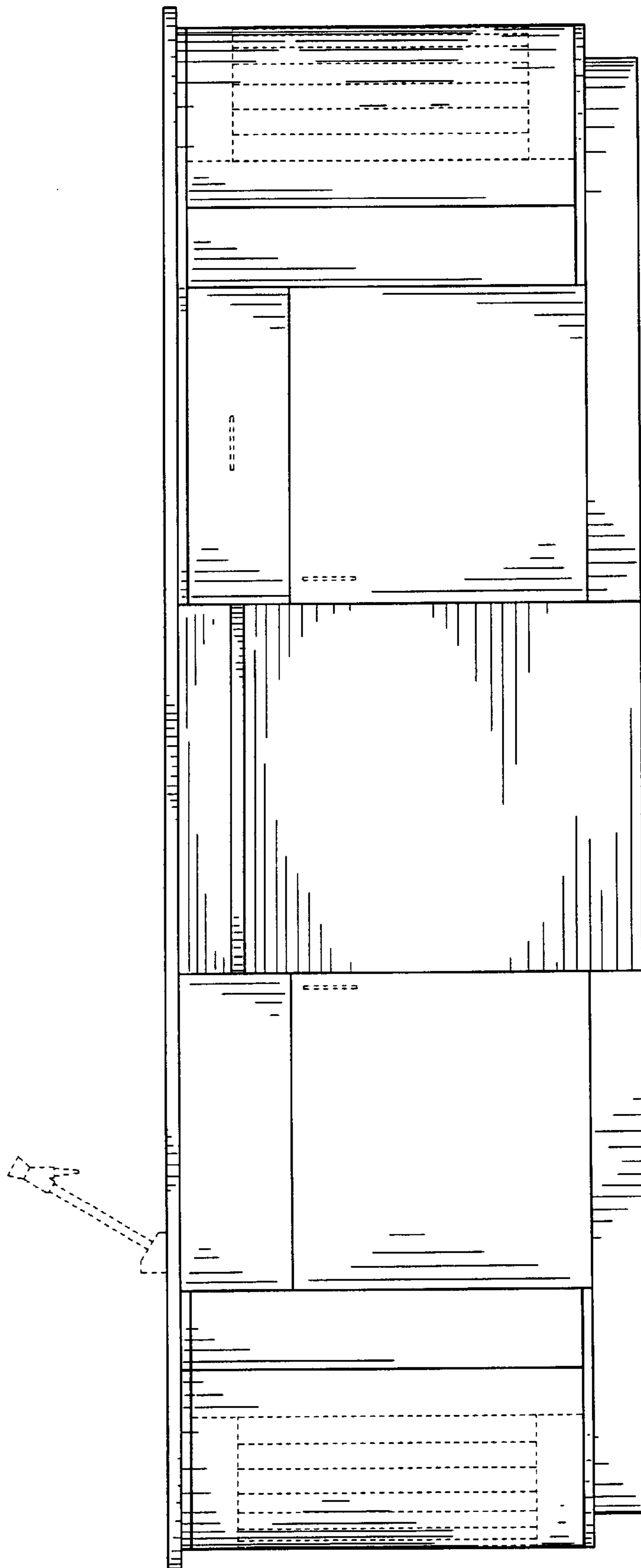


Fig.2

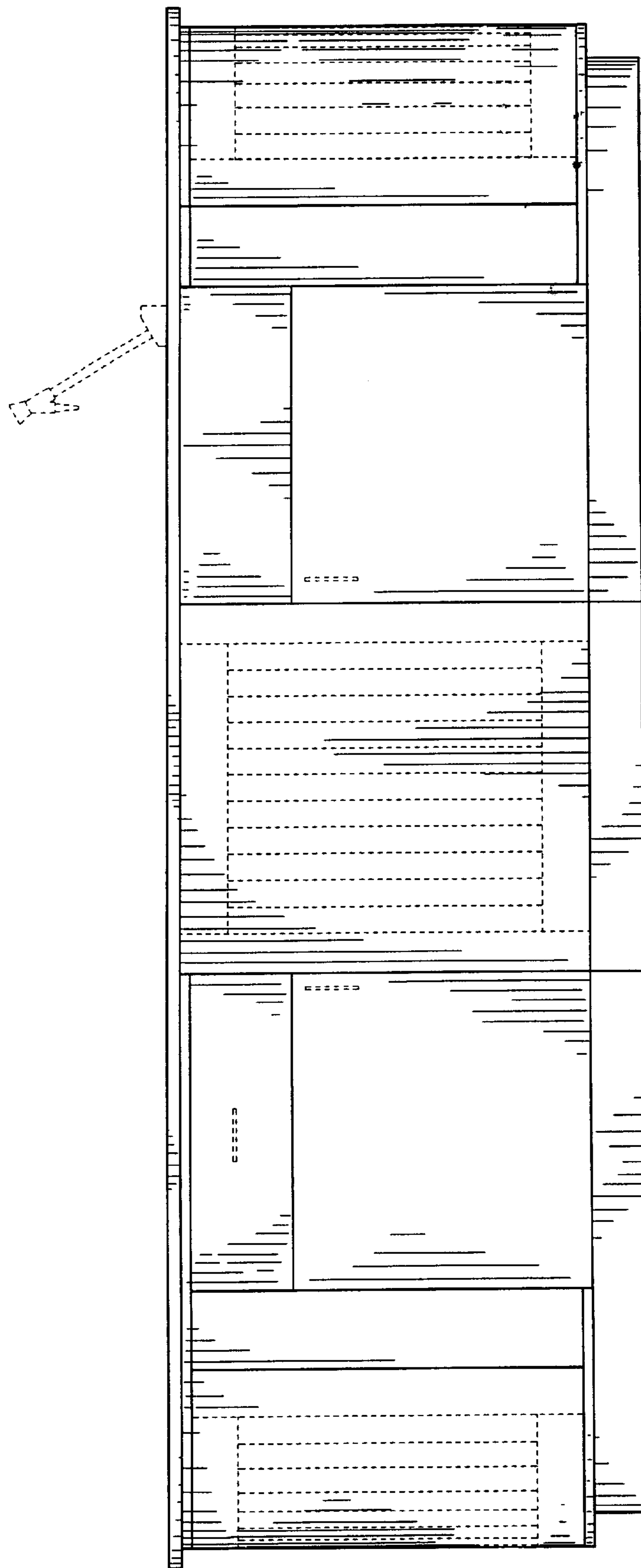


Fig.3

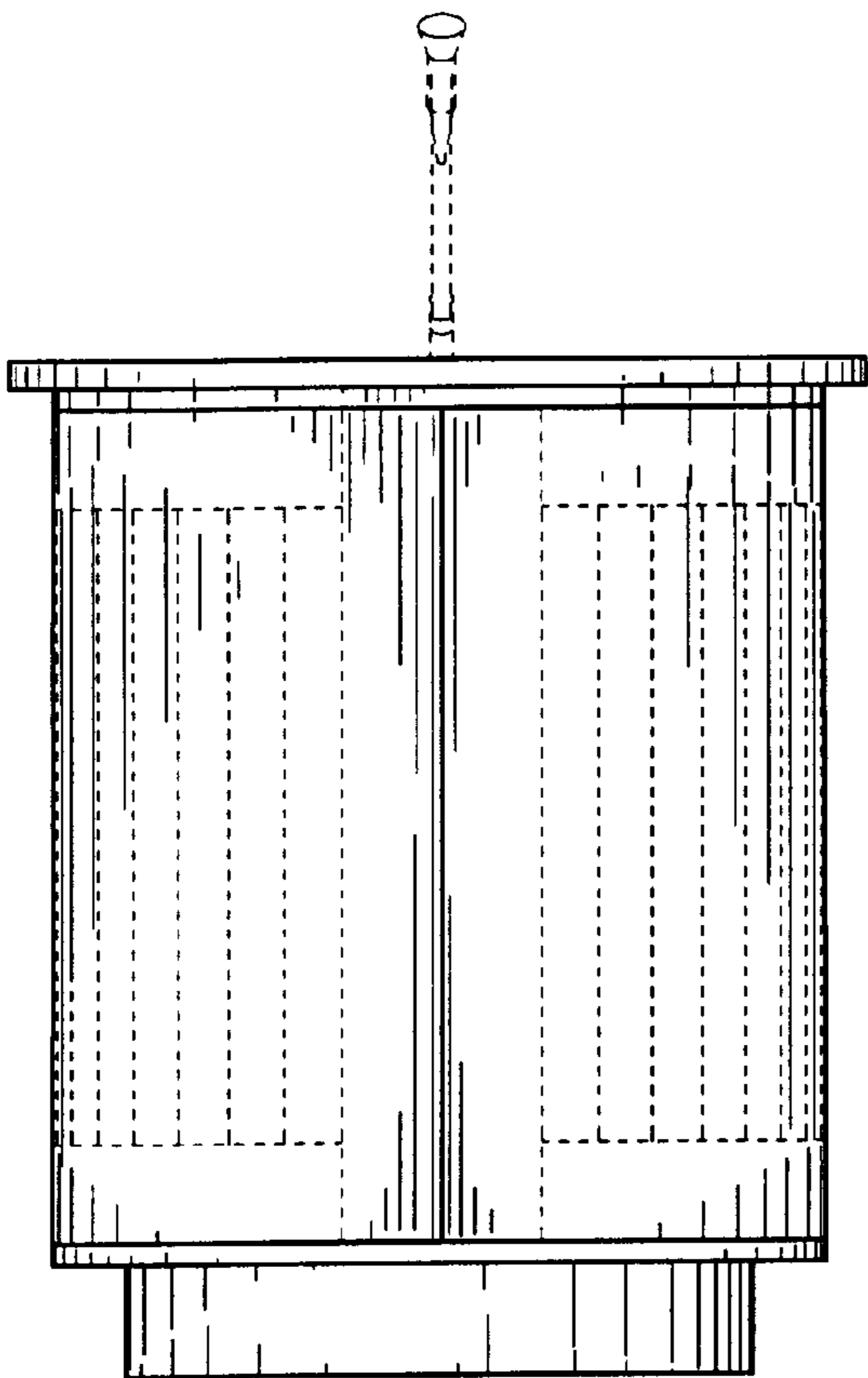


Fig.4

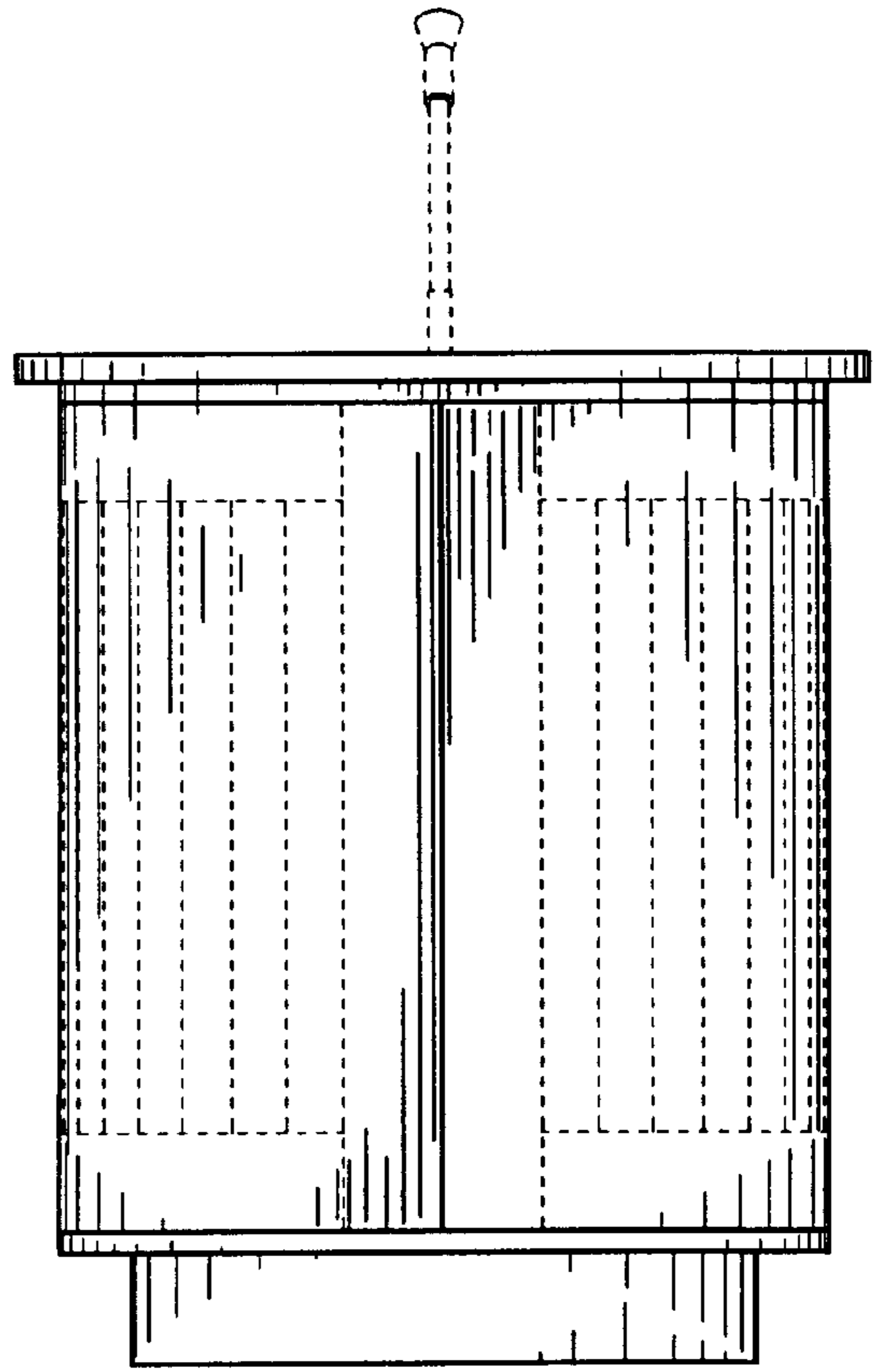


Fig.5

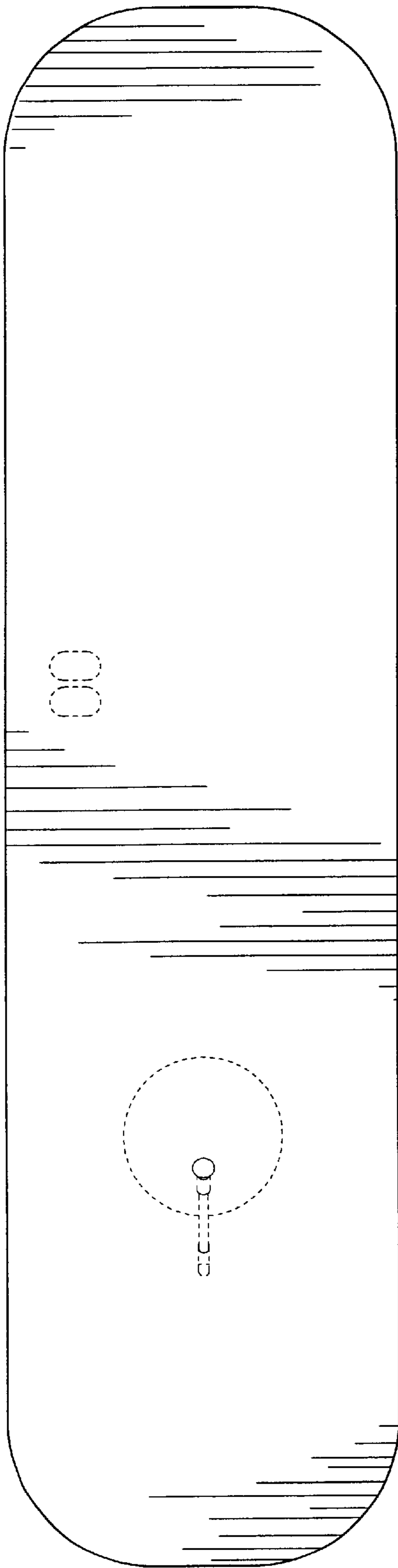


Fig.6




Fig.7