



US00D454442S

(12) **United States Design Patent**
Hutton

(10) **Patent No.:** **US D454,442 S**

(45) **Date of Patent:** **** Mar. 19, 2002**

(54) **CHAIR**

D383,627 S 9/1997 Kane D6/500
D426,716 S * 6/2000 Hutton D6/370

(75) Inventor: **John Hutton**, West Islip, NY (US)

OTHER PUBLICATIONS

(73) Assignee: **Donghia Furniture/Textiles Ltd.**, New York, NY (US)

Hutton, J., pending U.S. Design Patent Application, Ser. No. 29/114, 678, filed Nov. 29, 2001, entitled "Sectional Seating".

(**) Term: **14 Years**

* cited by examiner

(21) Appl. No.: **29/114,677**

Primary Examiner—Gary D. Watson

(22) Filed: **Nov. 29, 1999**

(74) *Attorney, Agent, or Firm*—Heslin Rothenberg Farley & Mesiti P.C.

(51) **LOC (7) Cl.** **06-01**

(52) **U.S. Cl.** **D6/379**

(58) **Field of Search** D6/334, 335, 370,
D6/374, 379, 380, 500, 501, 502; 297/445.1,
446.1, 452.63, 452.64

(57) **CLAIM**

The ornamental design for a chair, as shown and described.

(56) **References Cited**

DESCRIPTION

U.S. PATENT DOCUMENTS

D80,597 S	*	3/1930	Bernhard	D6/379
D187,424 S		3/1960	Frank	D6/355
D198,906 S		8/1964	McRee	D6/377
4,060,277 A		11/1977	Leib	D6/335 X
D335,587 S	*	5/1993	Backer	D6/379
D381,526 S		7/1997	Kane	D6/378
D381,536 S		7/1997	Kane	D6/500

FIG. 1 is a front elevational view of the chair comprising my new design;

FIG. 2 is a right side elevational view thereof, the opposite side elevational view being a mirror image thereof; and, FIG. 3 is a top plan view thereof.

The broken lines showing a seat cushion and the central portion of the backrest are for environmental purposes only and form no part of the claimed design.

1 Claim, 1 Drawing Sheet

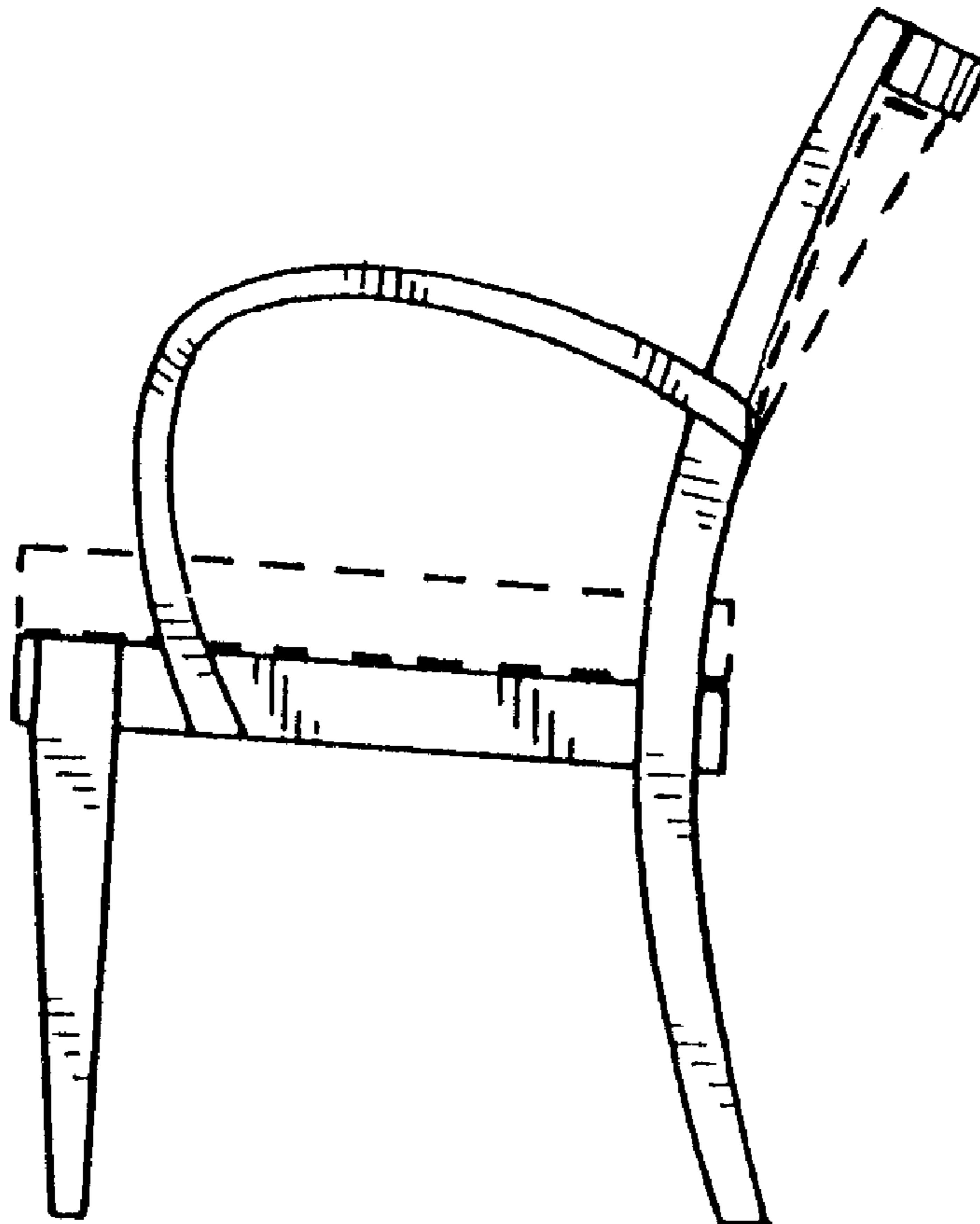


FIG. 3

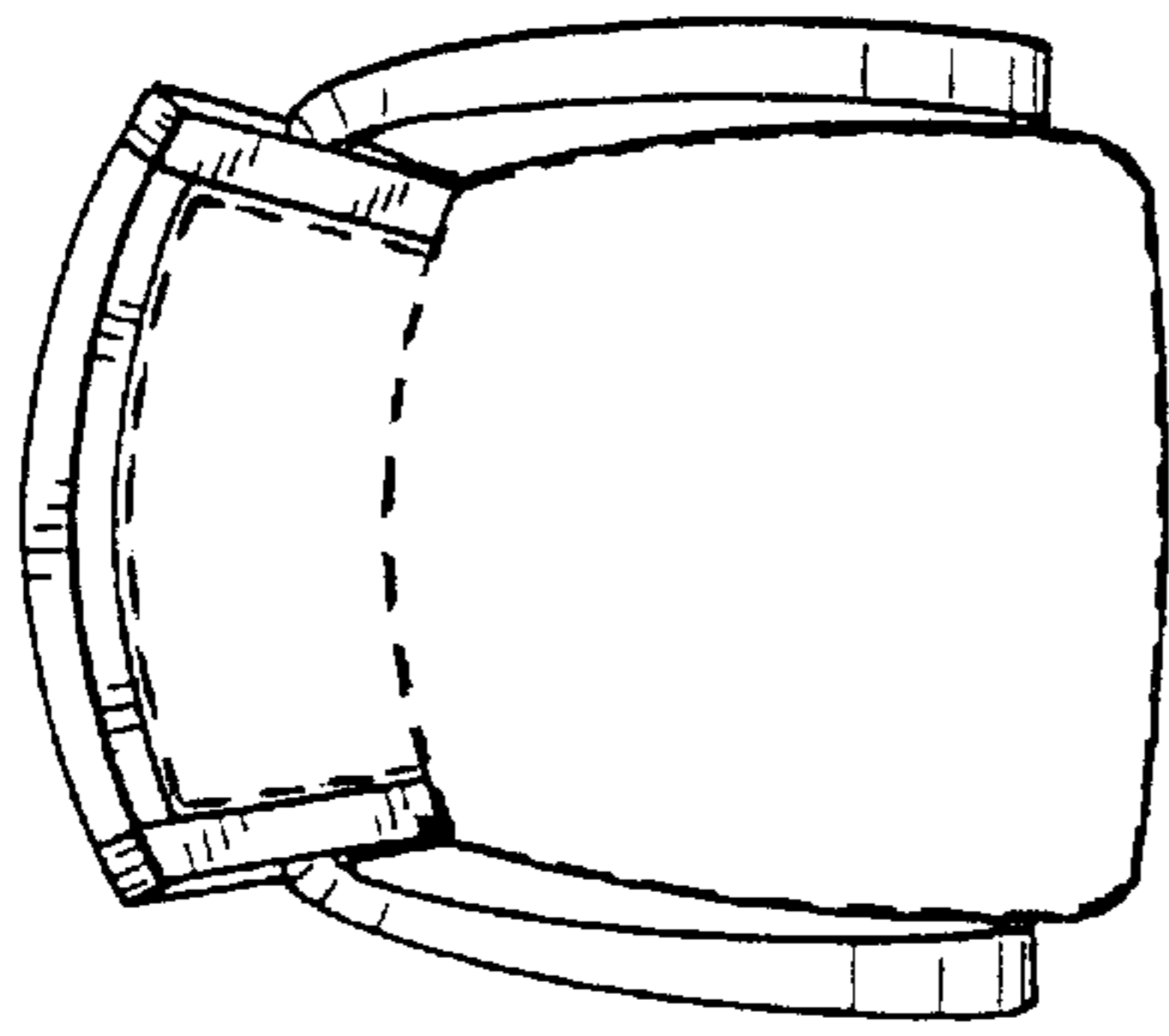


FIG. 1

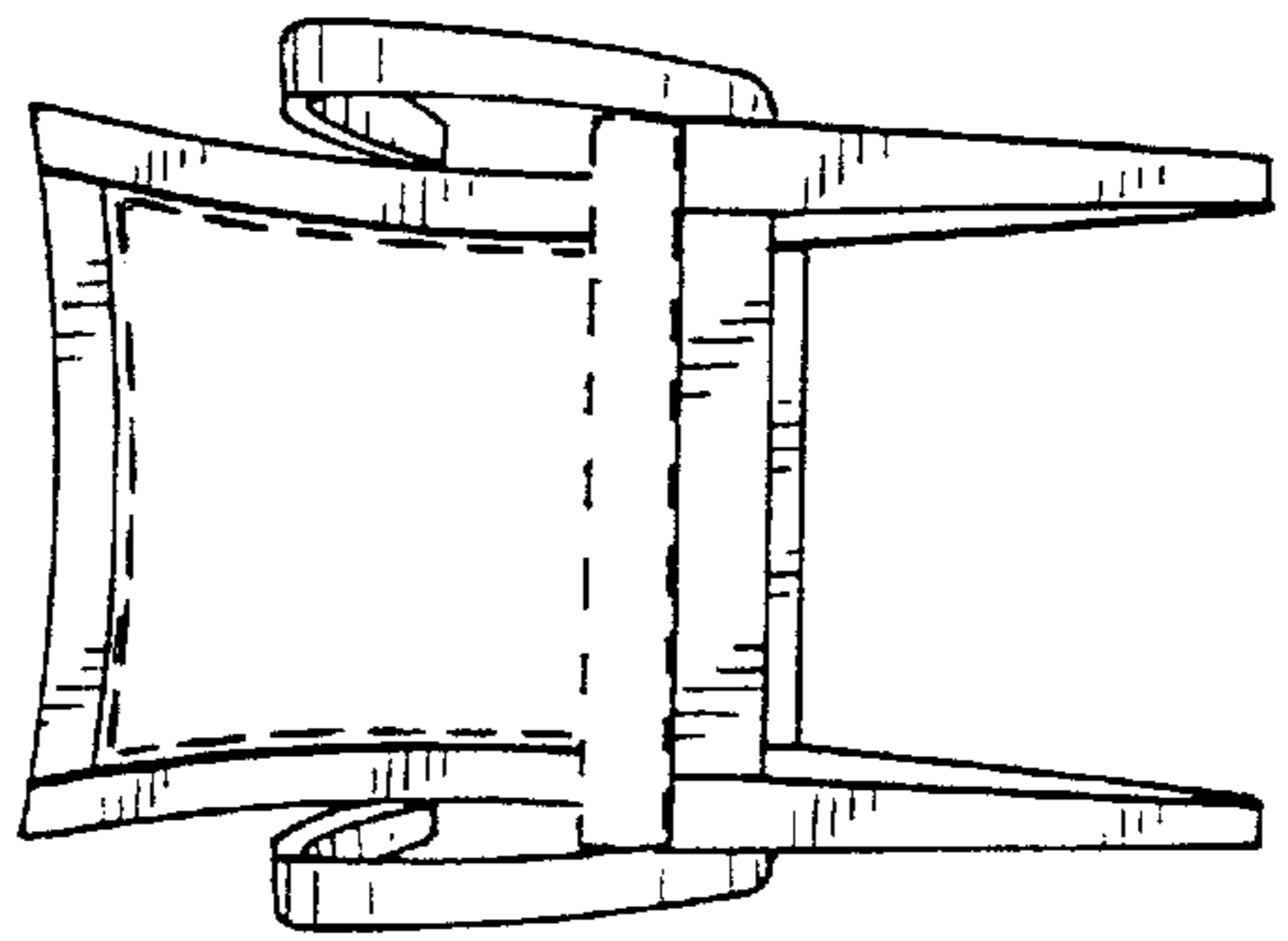


FIG. 2

