



US00D454431S

(12) **United States Design Patent**  
**Kling et al.**

(10) **Patent No.: US D454,431 S**

(45) **Date of Patent: \*\* Mar. 19, 2002**

(54) **PROTECTION CAP FOR A REPLACEMENT BRUSH**

D402,812 S \* 12/1998 Goff ..... D4/108  
6,237,180 B1 \* 5/2001 Viego ..... 15/257.01 X

(75) Inventors: **Björn Kling; Duy Phong Vu**, both of Frankfurt/Main (DE)

(73) Assignee: **Braun GmbH** (DE)

(\*\*) Term: **14 Years**

(21) Appl. No.: **29/136,717**

(22) Filed: **Feb. 6, 2001**

(30) **Foreign Application Priority Data**

Aug. 17, 2000 (XH) ..... DMA/004 999

(51) **LOC (7) Cl.** ..... **04-02**

(52) **U.S. Cl.** ..... **D4/113; D4/199**

(58) **Field of Search** ..... D4/108, 113, 199;  
15/184, 185, 246, 257.01; 206/361, 362.2,  
362.3

(56) **References Cited**

**U.S. PATENT DOCUMENTS**

5,044,039 A \* 9/1991 Picard ..... 15/184  
D324,456 S \* 3/1992 Rolleri ..... D4/108

**OTHER PUBLICATIONS**

Hong Kong Enterprise, vol. 10, Oct. 1996, Transparent brush cap—Item No. 471, p. 207.\*

\* cited by examiner

*Primary Examiner*—Alan P. Douglas

*Assistant Examiner*—Lavone Tabor

(74) *Attorney, Agent, or Firm*—Fish & Richardson P.C.

(57) **CLAIM**

The ornamental design for a protection cap for a replacement brush, as shown and described.

**DESCRIPTION**

FIG. 1 is a perspective view of a protection cap for a replacement brush from above, showing our design; FIG. 2 is a front view of the appliance of FIG. 1; FIG. 3 is a right-side view of the appliance of FIG. 2; FIG. 4 is a left-side view of the appliance of FIG. 2; FIG. 5 is a rear view of the appliance of FIG. 2; FIG. 6 is a top plan view of the appliance of FIG. 2; and, FIG. 7 is a bottom plan view of the appliance of FIG. 2.

**1 Claim, 3 Drawing Sheets**

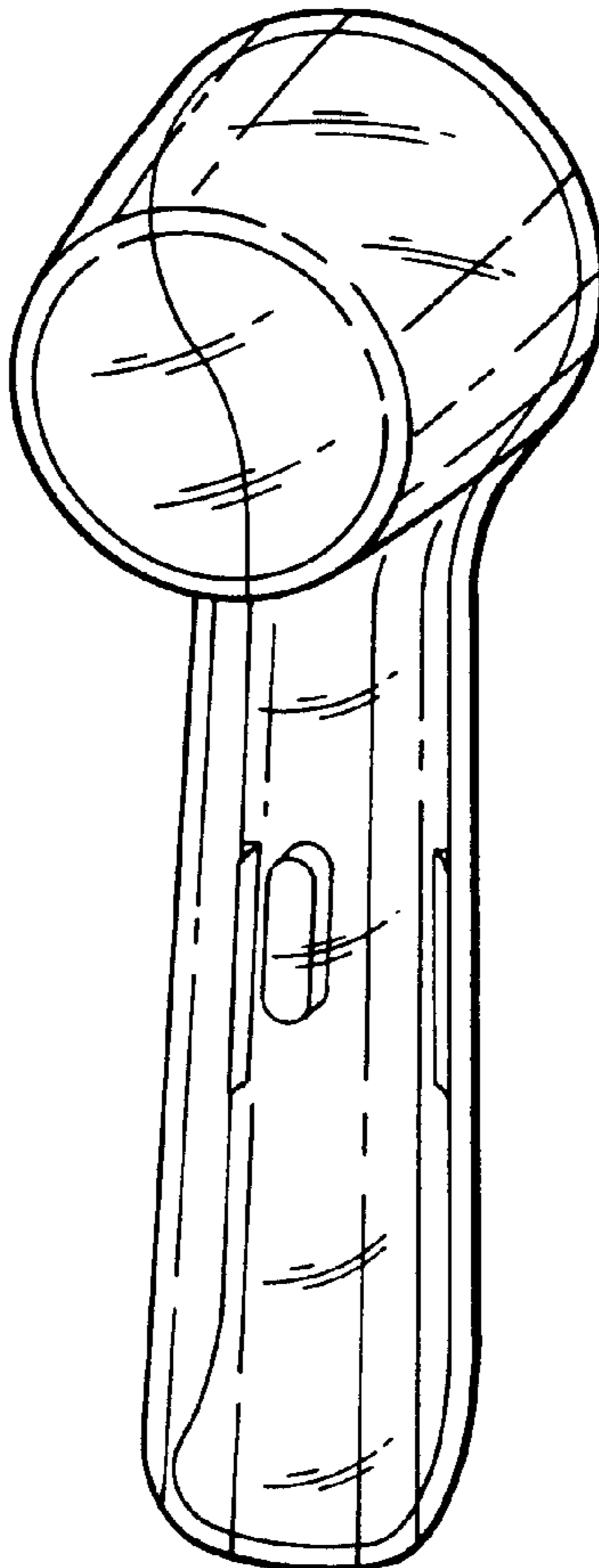


Fig. 1

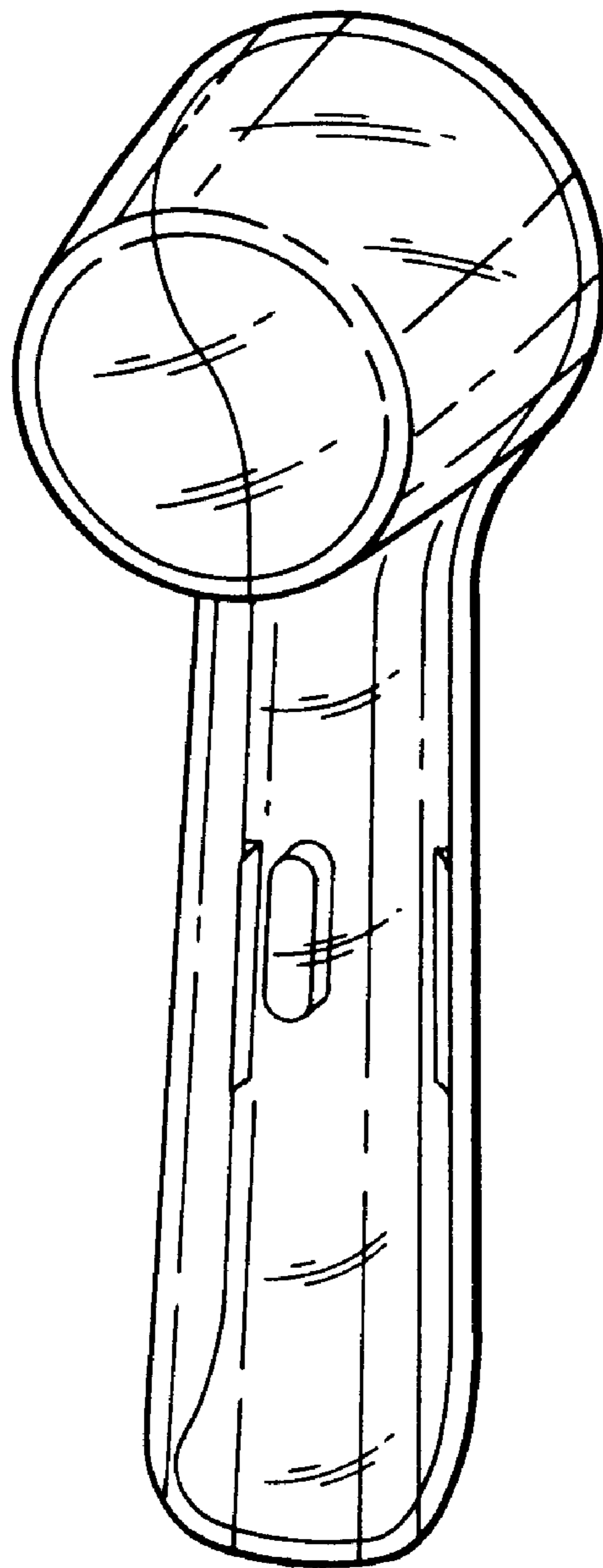


Fig. 6

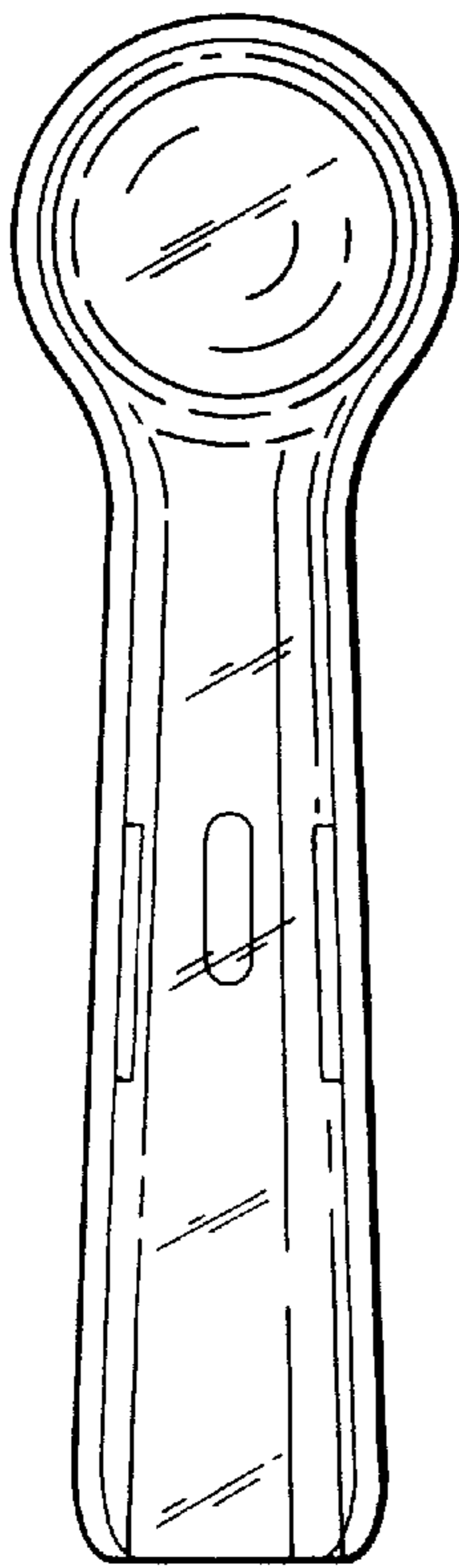
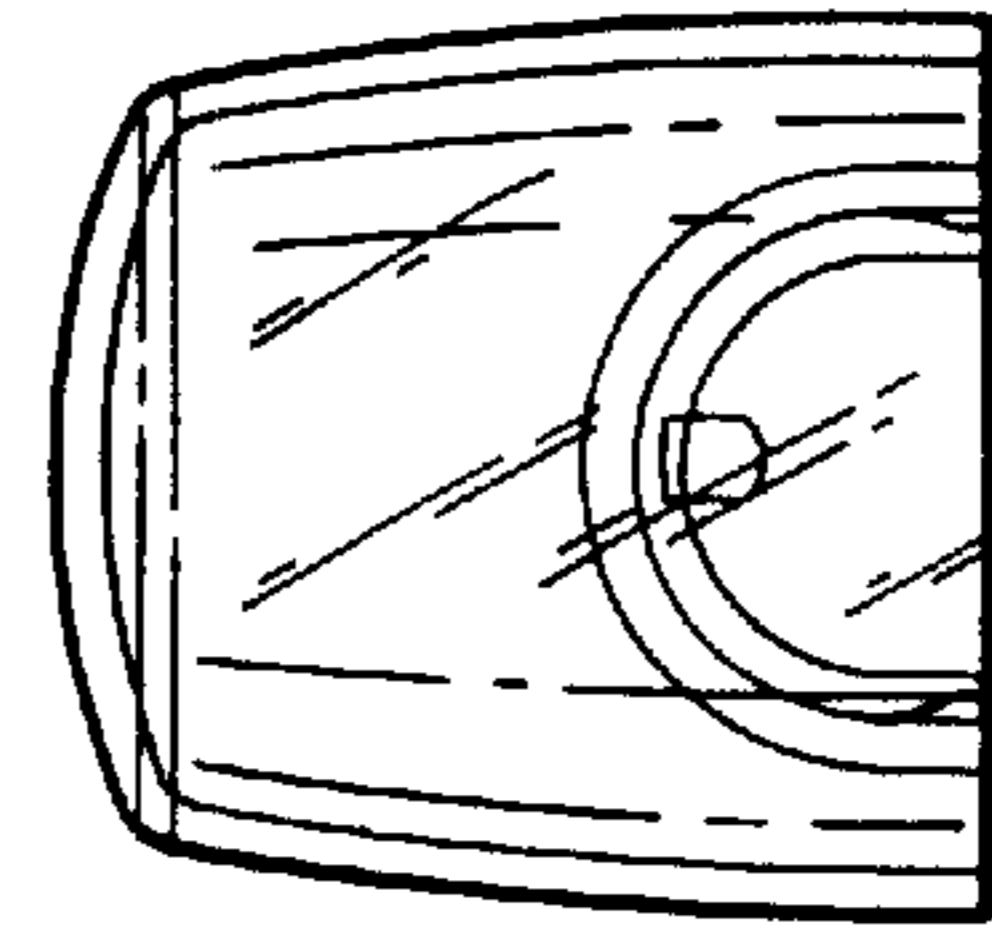


Fig. 2




Fig. 3

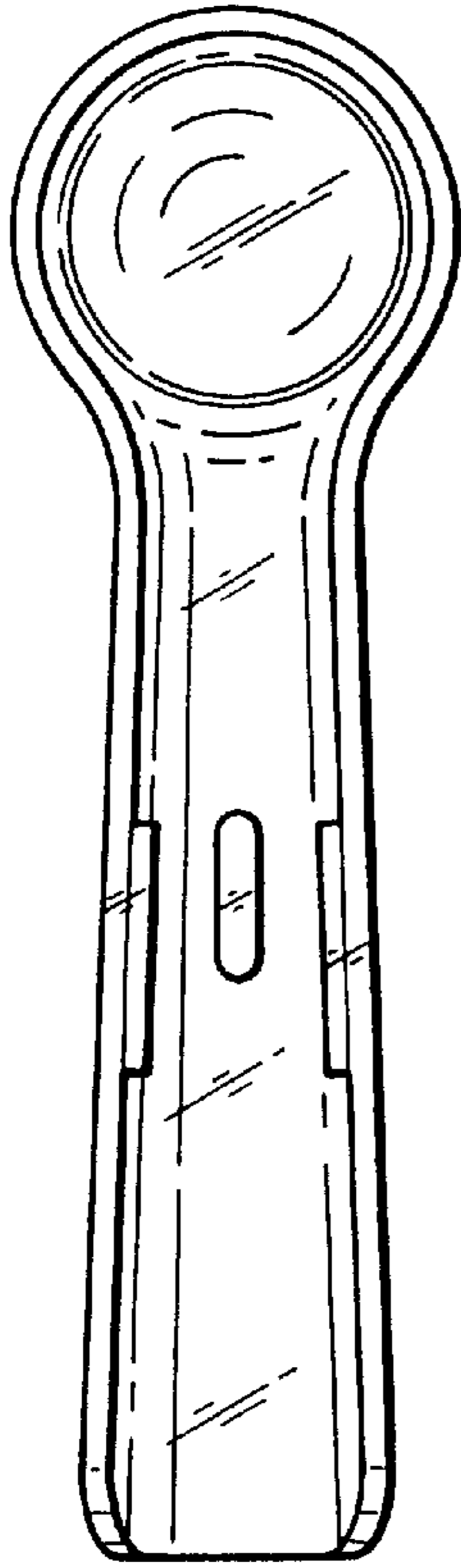


Fig. 5

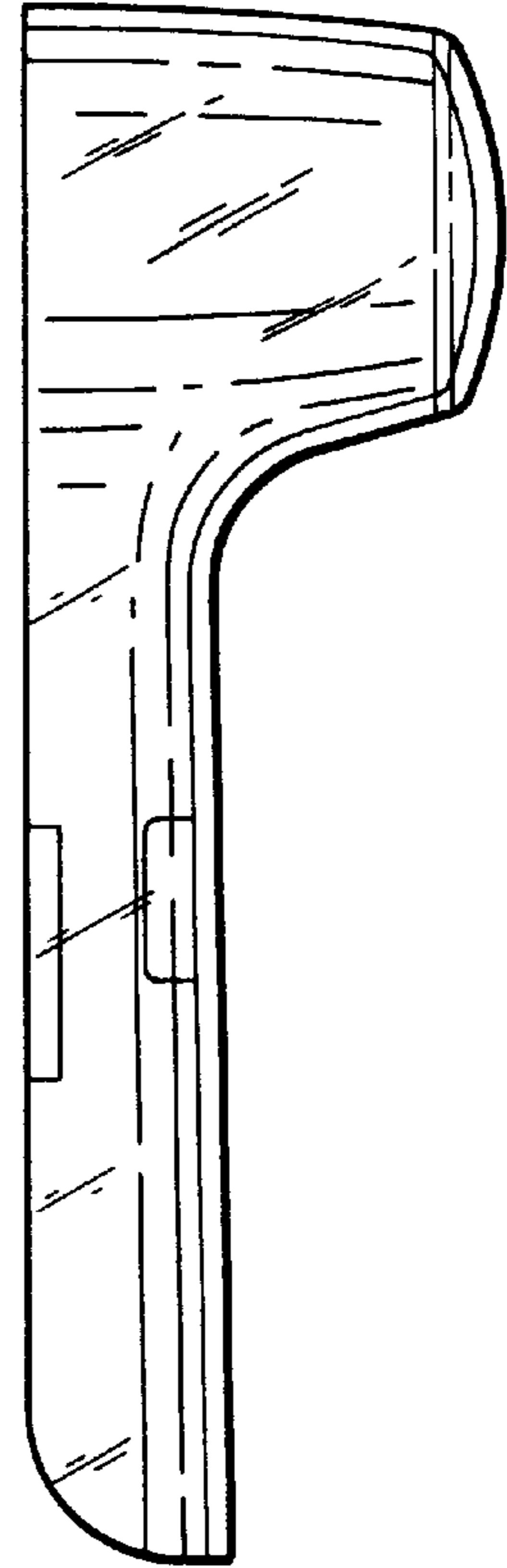


Fig. 4

Fig. 7

