



US00D454426S

(12) **United States Design Patent**  
**Wilson**

(10) **Patent No.:** **US D454,426 S**

(45) **Date of Patent:** **\*\* Mar. 19, 2002**

(54) **SHOE BOTTOM**

(75) **Inventor:** **Ralph Davis Wilson**, Torrance, CA (US)

(73) **Assignee:** **Skechers U.S.A., Inc. II**, Manhattan Beach, CA (US)

(\*\*) **Term:** **14 Years**

(21) **Appl. No.:** **29/136,100**

(22) **Filed:** **Jan. 24, 2001**

(51) **LOC (7) Cl.** ..... **02-04**

(52) **U.S. Cl.** ..... **D2/957; D2/953; D2/959; D2/960**

(58) **Field of Search** ..... D2/760, 902, 904, D2/908, 909, 911, 914, 916, 920, 946-948, 951-962, 964, 972, 977; D12/147; 36/22 R, 24.5, 25 A, 25 R, 28, 29, 32 R, 43, 59 C, 59 R, 102, 103, 129, 134, 149

(56) **References Cited**

**U.S. PATENT DOCUMENTS**

D80,361 S	*	1/1930	Crowley	.....	D2/954
D284,519 S	*	7/1986	Braga et al.	.....	D2/951
D315,635 S	*	3/1991	Hatfield et al.	.....	D2/959
D322,156 S		12/1991	Hase		
D349,392 S		8/1994	Noel		
D353,258 S		12/1994	Issler		
D377,260 S	*	1/1997	Bramani	.....	D2/954
D400,696 S	*	11/1998	Covatch	.....	D2/954
D407,891 S		4/1999	Edwards		
D409,362 S		5/1999	Turner et al.		

D410,966 S	*	6/1999	Cretinon	.....	D2/960
D412,612 S	*	8/1999	Boyer	.....	D2/902
D414,023 S	*	9/1999	Cretinon et al.	.....	D2/957
D414,594 S	*	10/1999	Parisotto	.....	D2/959
D433,791 S	*	11/2000	Laberge	.....	D2/957
D434,550 S	*	12/2000	LaBerge	.....	D2/957
D437,675 S	*	2/2001	Dahlsten	.....	D2/908
D441,946 S	*	5/2001	Agnew et al.	.....	D2/960
D442,358 S	*	5/2001	Nason	.....	D2/960
6,226,896 B1	*	5/2001	Friton	.....	36/28
D443,976 S	*	6/2001	Davidowitz et al.	.....	D2/960

\* cited by examiner

*Primary Examiner*—Celia Murphy

(74) *Attorney, Agent, or Firm*—Marshall A. Lerner, Esq.; Bradford E. Mattes, Esq.; Kleinberg & Lerner, LLP

(57) **CLAIM**

The ornamental design for a shoe bottom, as shown and described.

**DESCRIPTION**

FIG. 1 is a perspective view of the shoe bottom showing my new design;

FIG. 2 is a left side view thereof;

FIG. 3 is a bottom plan view thereof;

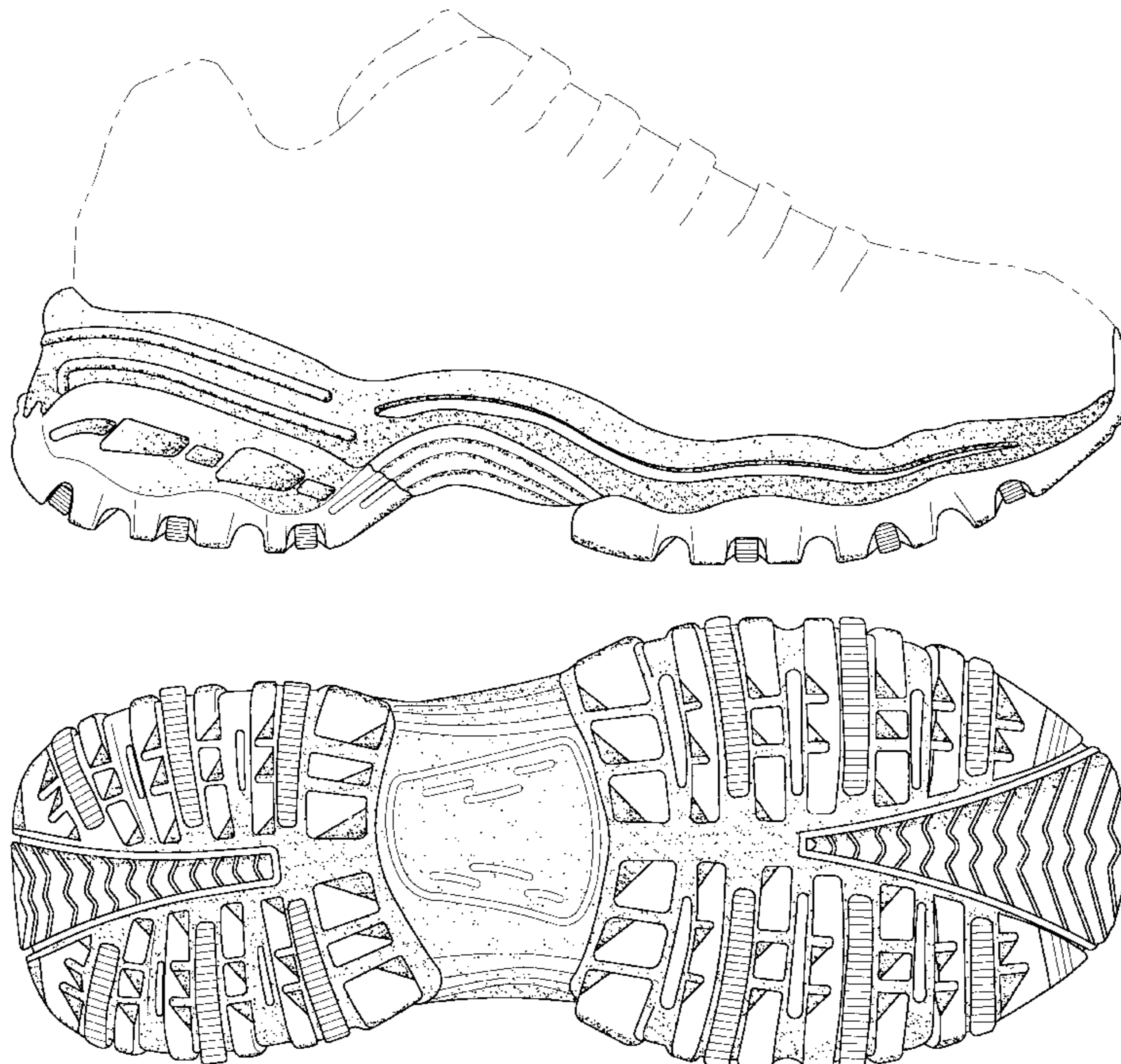
FIG. 4 is a right side elevational view thereof;

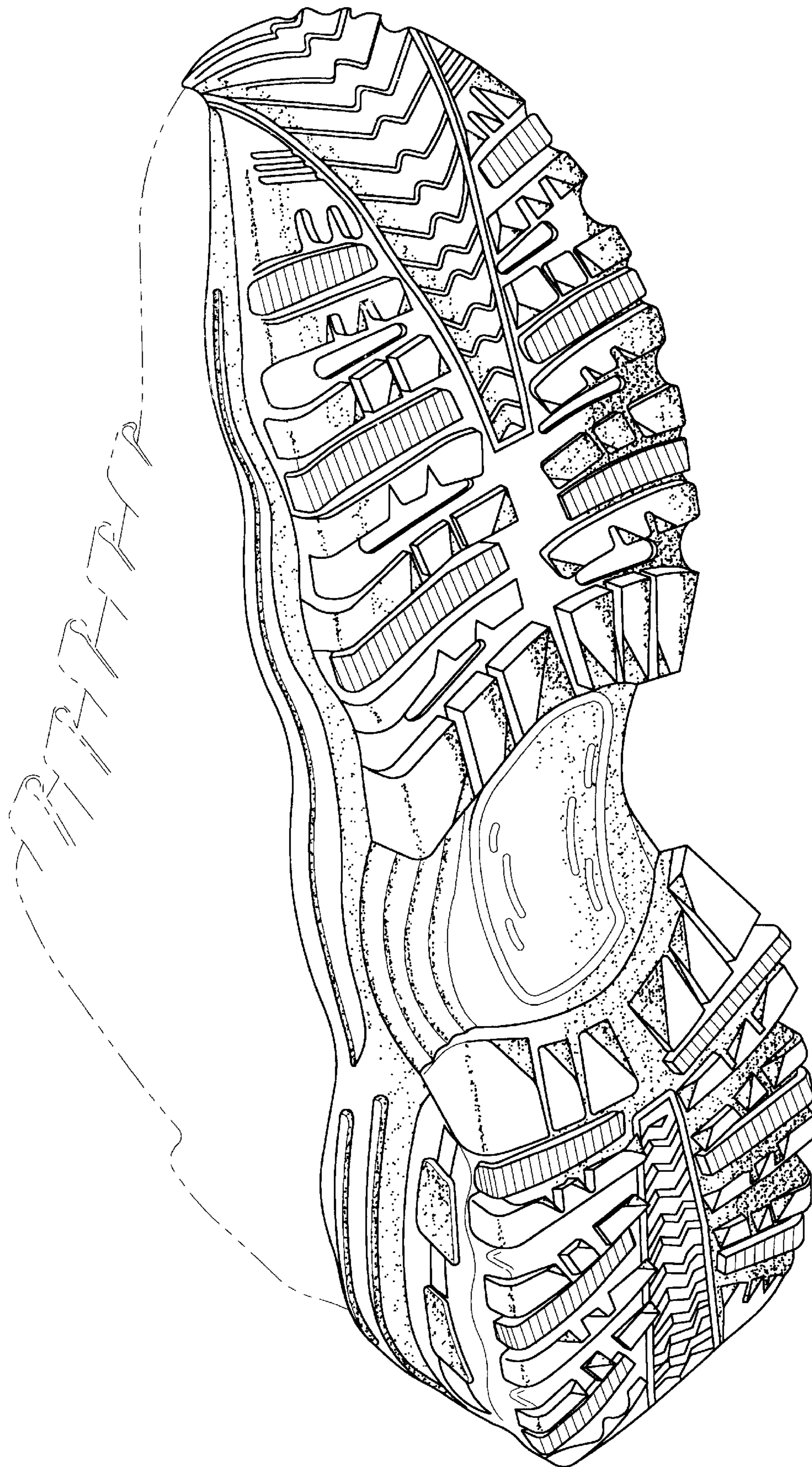
FIG. 5 is a front elevational view thereof; and,

FIG. 6 is a rear elevational view.

The broken lines showing the shoe upper in the figures are for illustrative purposes only and form no part of the claimed design.

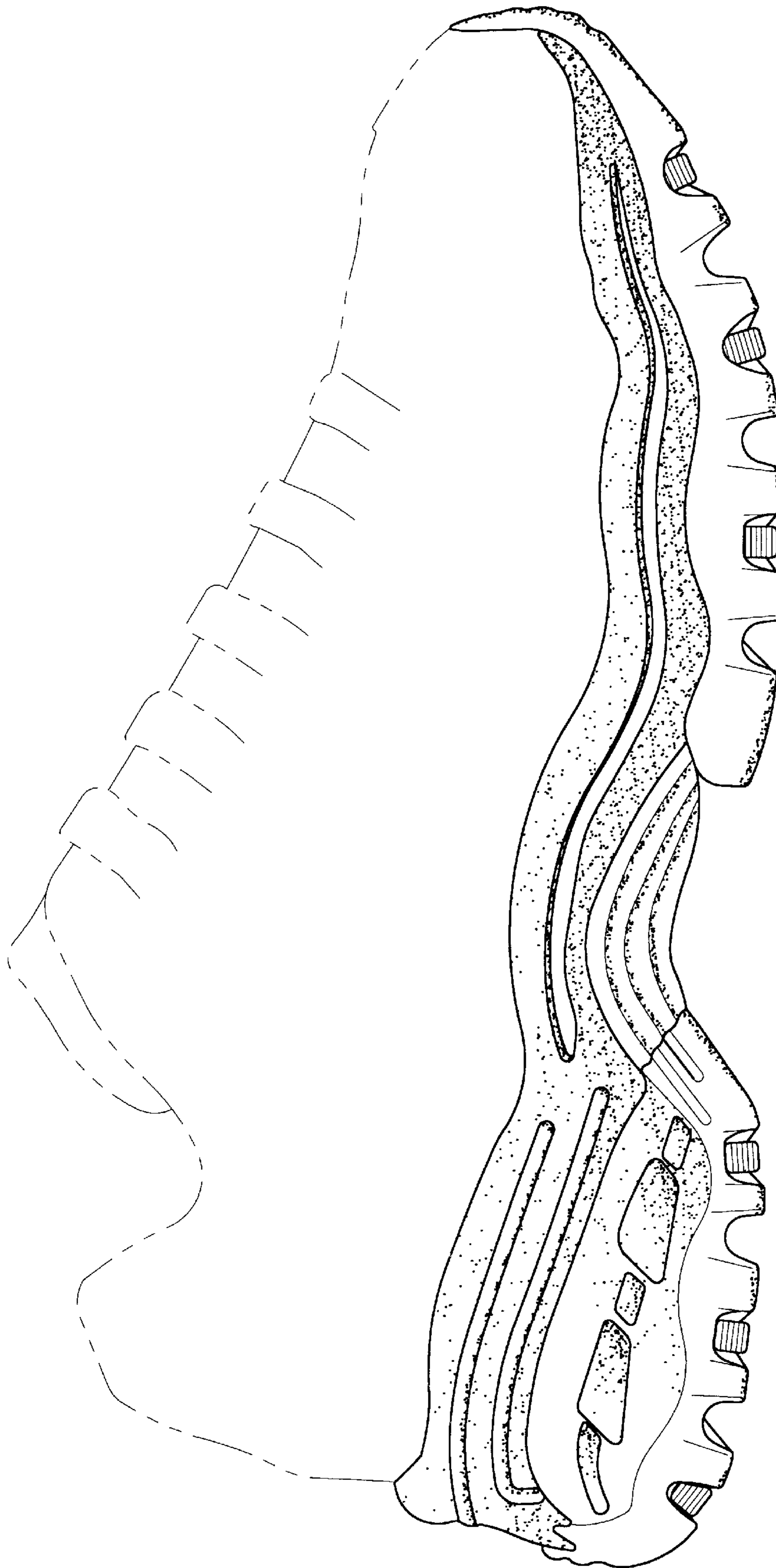
**1 Claim, 5 Drawing Sheets**



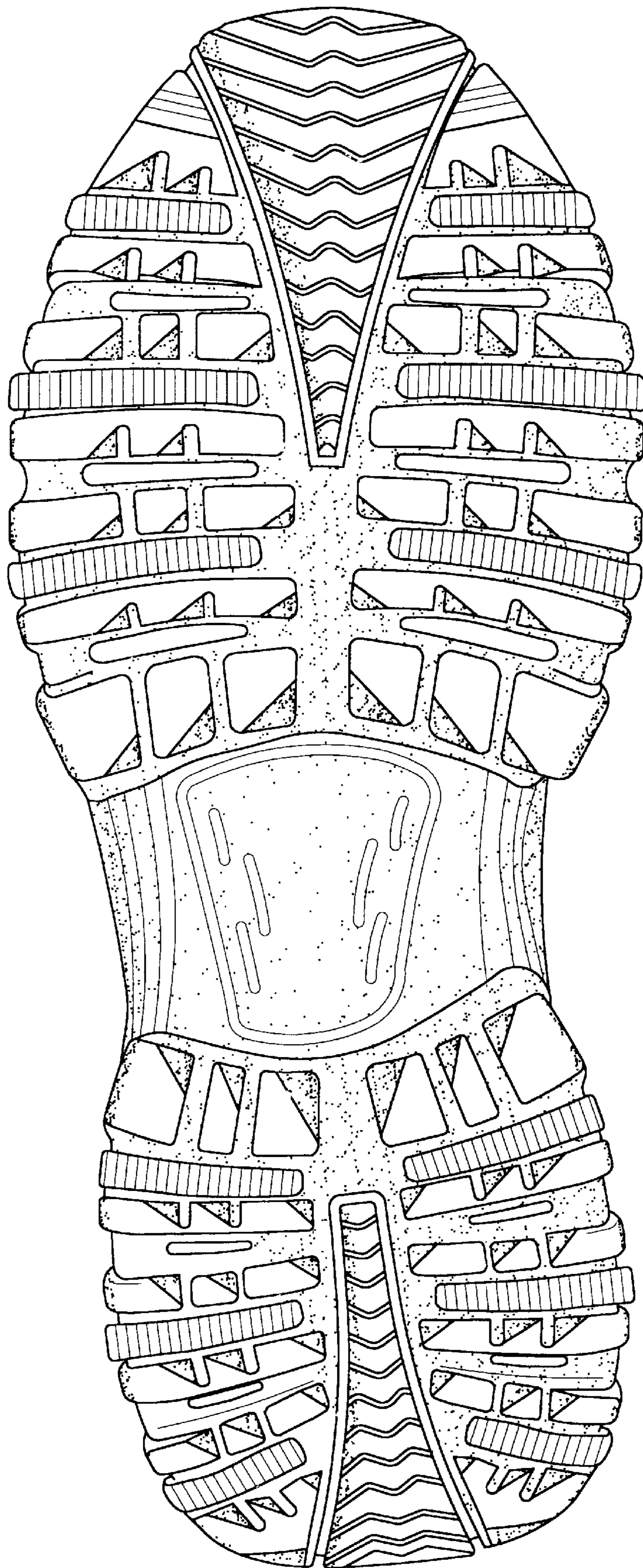


**FIG. --1**

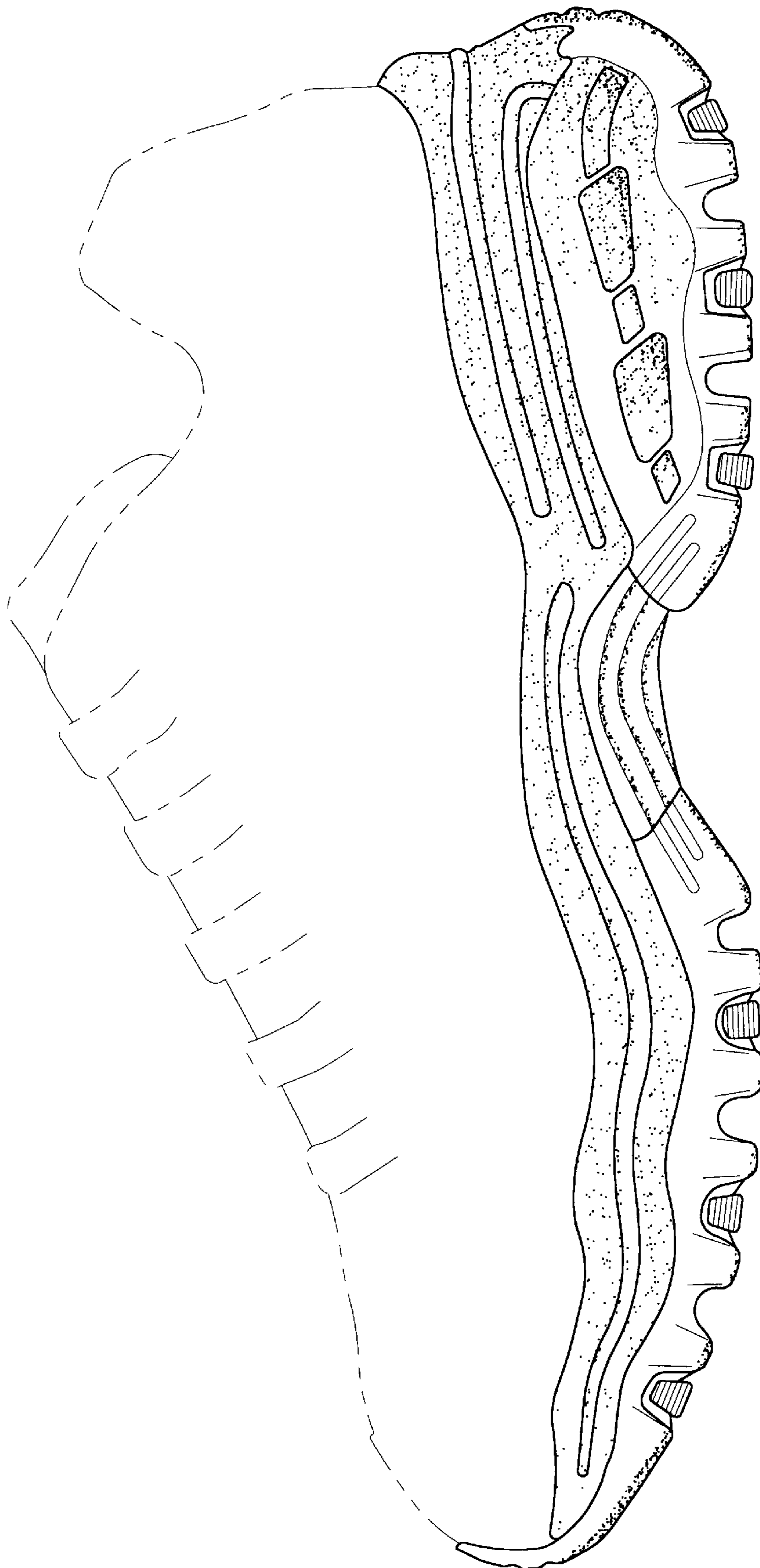




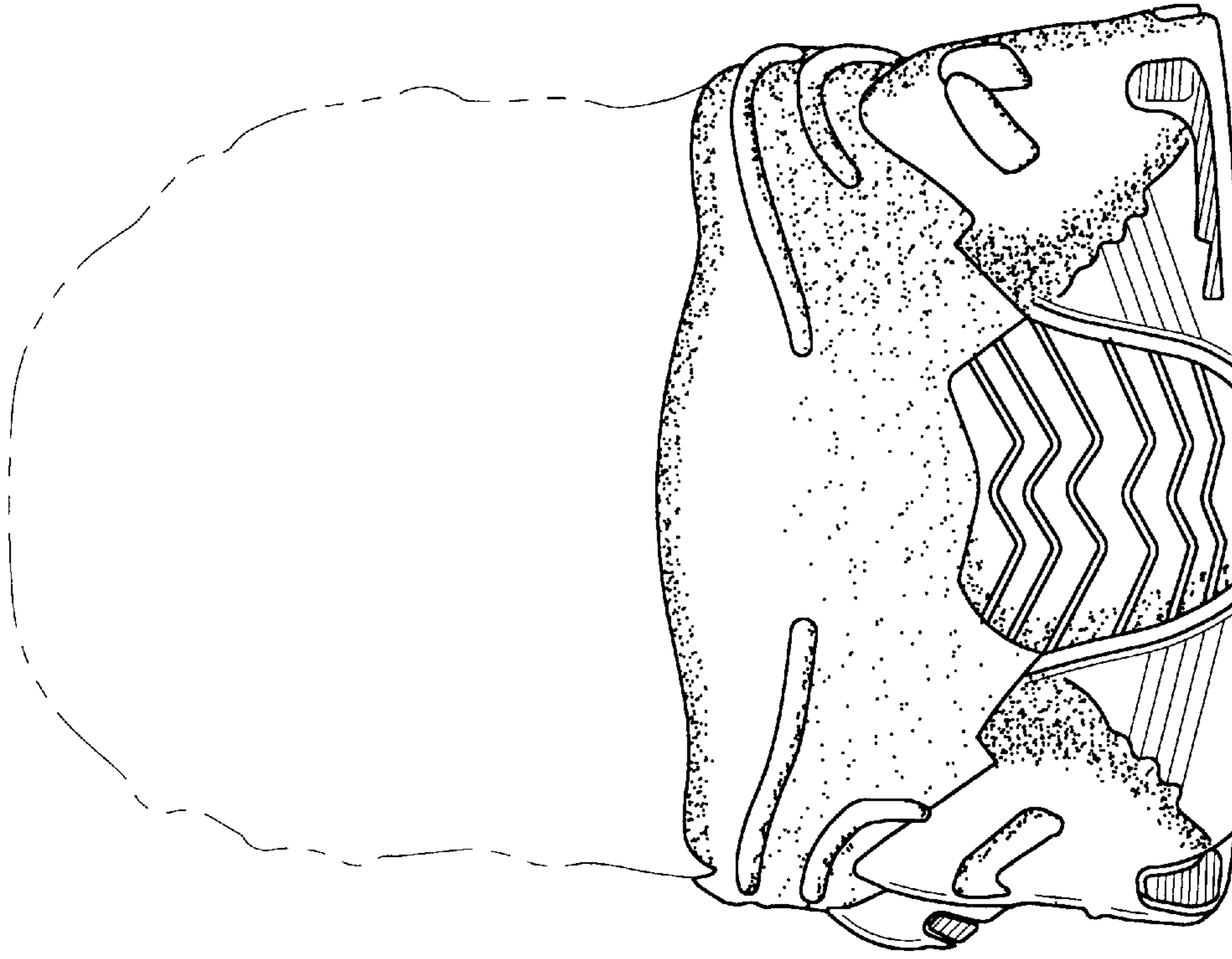
**FIG. -2**




**FIG. -3**



**FIG. --4**



**FIG. -6**



**FIG. -5**