



US00D454412S

(12) **United States Design Patent**  
**Riley**

(10) **Patent No.:** **US D454,412 S**  
(45) **Date of Patent:** **\*\* Mar. 12, 2002**

(54) **COMBINED HEADBAND, BOWS AND CONTAINER**

(76) **Inventor:** **Teddi Riley**, 745 N. Center #21 Box 843, Castle Dale, UT (US) 84513

(\*\*) **Term:** **14 Years**

(21) **Appl. No.:** **29/141,122**

(22) **Filed:** **Apr. 30, 2001**

(51) **LOC (7) Cl.** ..... **28-03**

(52) **U.S. Cl.** ..... **D28/41; D3/284; D3/302**

(58) **Field of Search** ..... **D28/41, 39, 40, D28/42, 76; D3/205, 274, 284, 302; D9/337, 347; D2/866, 877, 894; 132/275, 314; 2/DIG. 11, 312; 206/292, 294, 574**

(56) **References Cited**

**U.S. PATENT DOCUMENTS**

|           |   |   |         |           |       |           |
|-----------|---|---|---------|-----------|-------|-----------|
| 378,224   | A | * | 2/1888  | Uhrig     | ..... | 206/292   |
| 653,138   | A | * | 7/1900  | Fleisch   | ..... | 206/294   |
| 967,792   | A | * | 8/1910  | Loomis    |       |           |
| 1,048,353 | A | * | 12/1912 | Schenk    | ..... | 132/275   |
| D46,117   | S | * | 7/1914  | Depollier | ..... | 206/337   |
| 1,567,460 | A | * | 12/1925 | Parsons   | ..... | 2/312     |
| 1,765,965 | A | * | 6/1930  | Cohen     |       |           |
| 4,032,012 | A | * | 6/1977  | Bishop    | ..... | 206/574   |
| 5,901,381 | A | * | 5/1999  | Nelson    | ..... | 2/DIG. 11 |

**OTHER PUBLICATIONS**

Hong Kong Enterprise, Oct., 1991, p. 475, Honour Industrial Co. hair bows.\*

Hong Kong Enterprise, Oct., 1997, p. 122, headband with ornament, lower left photograph, far left.\*

Hong Kong Enterprise, Oct., 1997, p. 231, two bottom photographs of hair accessory kits.\*

Hong Kong Enterprise, Oct. 1996, p. 1127, headbands H69 and H70.\*

\* cited by examiner

*Primary Examiner*—Lucy Lieberman

(57) **CLAIM**

The ornamental design for a combined headband, bows and container, as shown and described.

**DESCRIPTION**

FIG. 1 is an exploded top perspective view of the combined headband, bows and container showing my new design with the headband in a flattened position;

FIG. 2 is a front elevation of the head band in an expanded position, the headband is shown separately for clarity of disclosure;

FIG. 3 is a side elevation of FIG. 2, the opposite side elevation is a mirror image thereof; and,

FIG. 4 is a bottom plan view of FIG. 4.

**1 Claim, 2 Drawing Sheets**

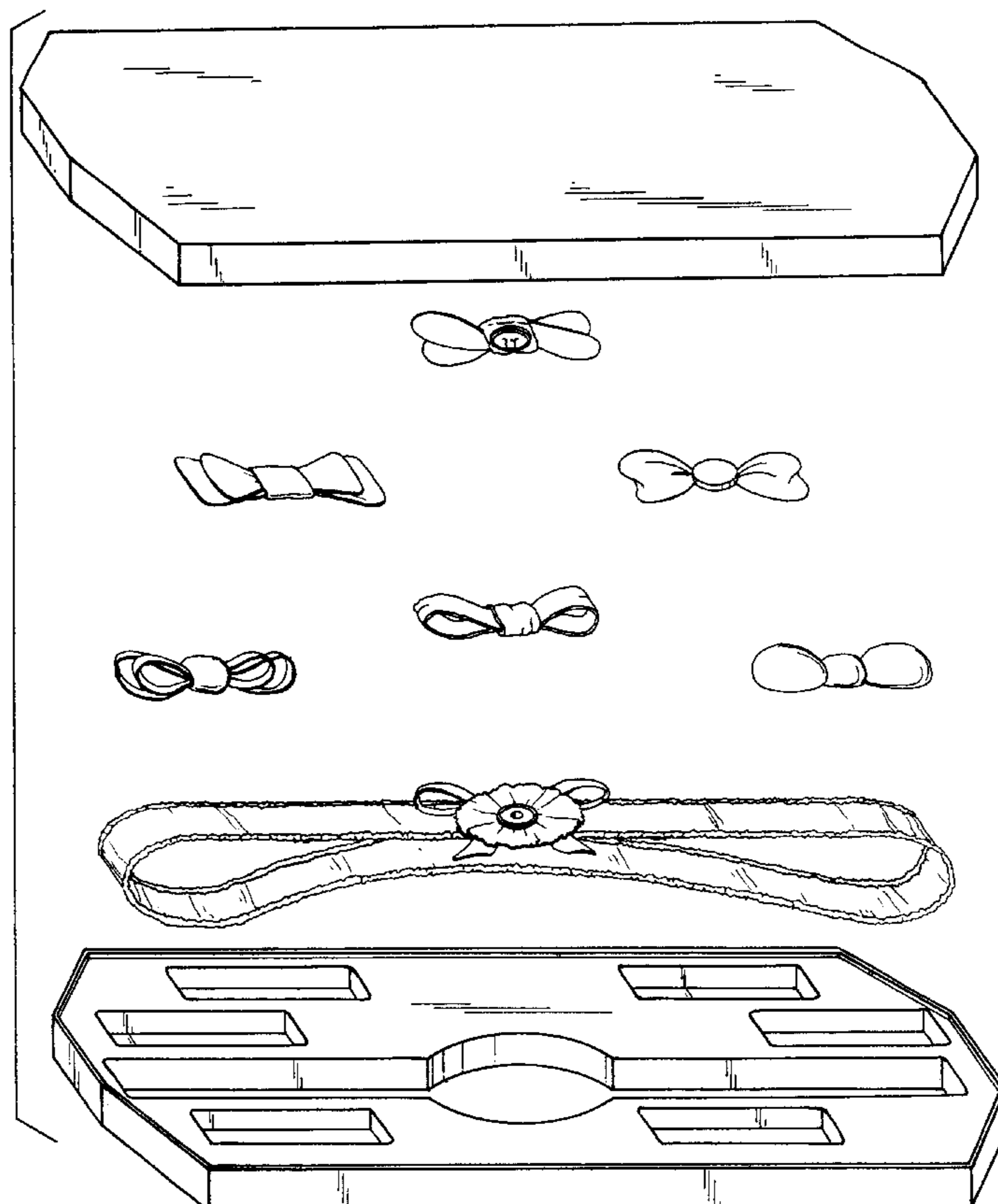


FIG. 1

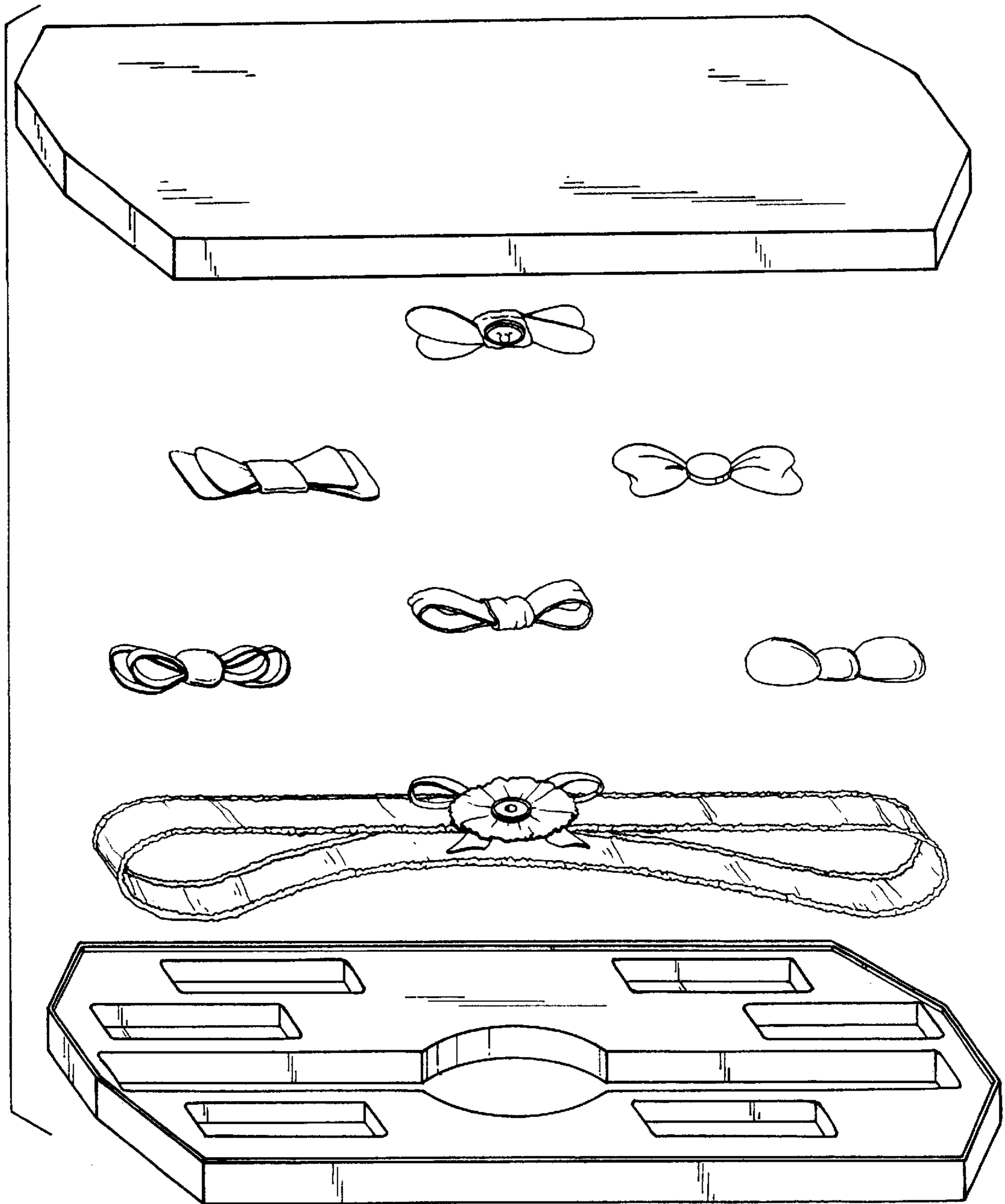


FIG. 2

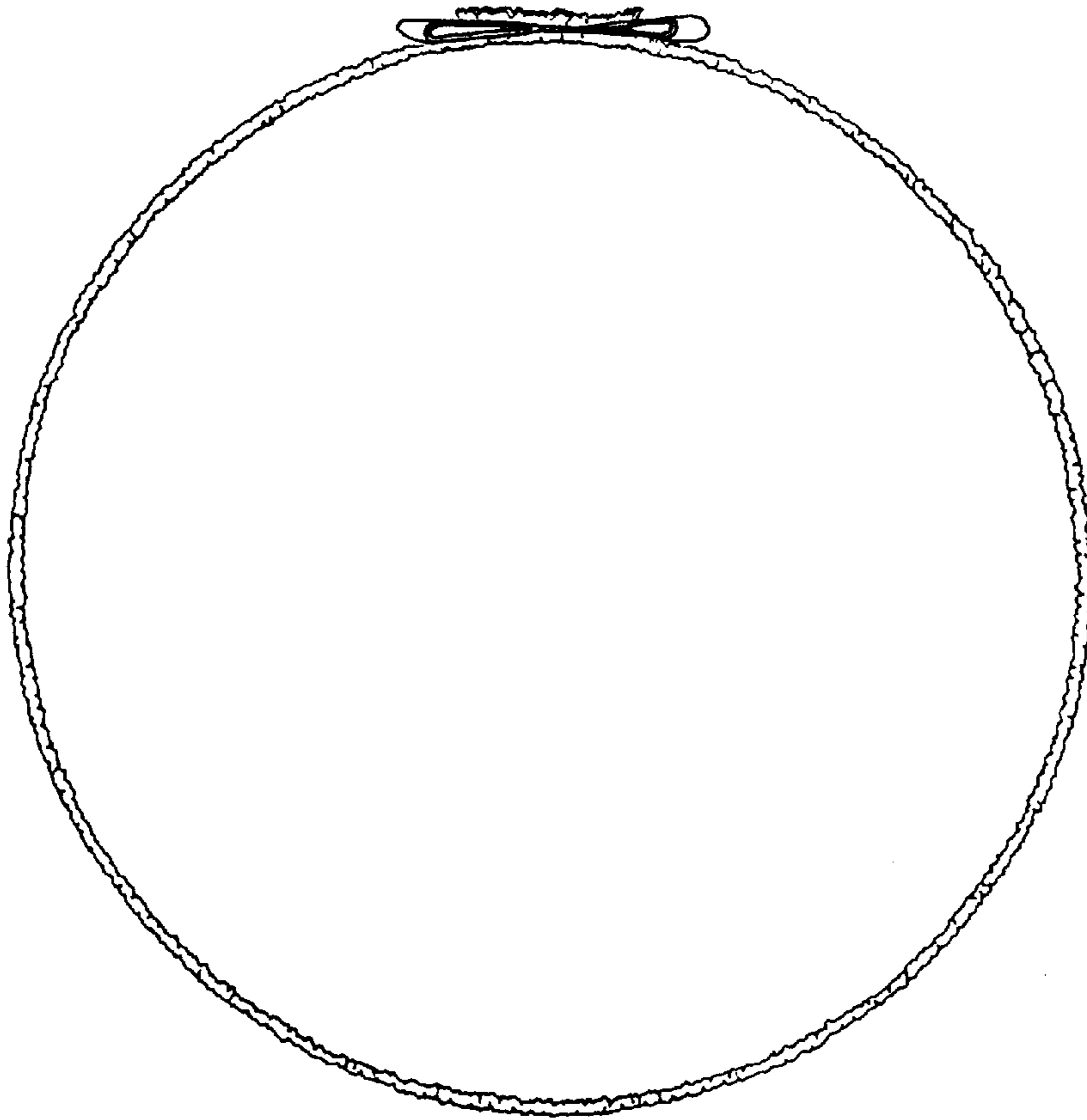


FIG. 3

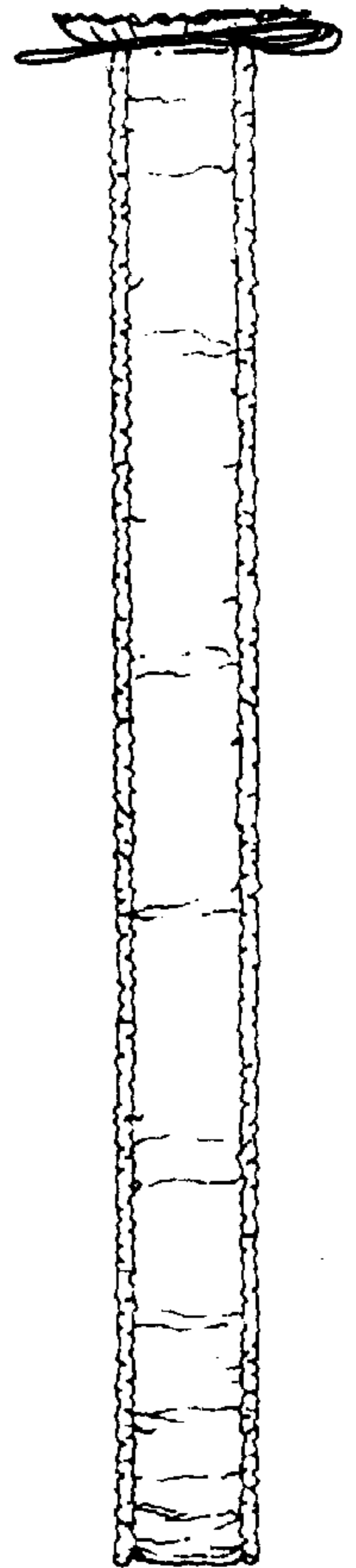


FIG. 4

