



US00D454407S

(12) **United States Design Patent**
De'Armond

(10) **Patent No.:** **US D454,407 S**

(45) **Date of Patent:** **** Mar. 12, 2002**

(54) **LAMP HOUSING**

(75) **Inventor:** **Robert De'Armond**, Temecula, CA
(US)

(73) **Assignee:** **Minka Lighting, Inc.**, Corona, CA
(US)

(**) **Term:** **14 Years**

(21) **Appl. No.:** **29/140,832**

(22) **Filed:** **Apr. 24, 2001**

(51) **LOC (7) Cl.** **26-03**

(52) **U.S. Cl.** **D26/87**

(58) **Field of Search** D26/67, 68, 72,
D26/80-92, 143, 145, 147, 153-155; 362/147,
432, 404-408, 362, 363, 367

(56) **References Cited**

U.S. PATENT DOCUMENTS

D394,325 S	*	5/1998	Hsu	D26/87
D426,912 S		6/2000	De'Armond		
D440,344 S		4/2001	De'Armond		
D446,594 S	*	8/2001	Phillips	D26/72
D447,263 S	*	8/2001	Hidalgo	D26/72

OTHER PUBLICATIONS

U.S. application No. 29/140,837, filed Apr. 24, 2001, Robert De'Armond.

Minka Lighting, Inc.; The Great Outdoors by Minka-Lavery Two Thousand; Jun. 21, 2000; pp. 12-16, 42, 43; Minka Lighting, Inc.; U.S.A.

Minka Lighting, Inc.; The Great Outdoors, Minka-Lavery; Jan. 29, 1999; pp. 10, 11, 27, 45; Minka Lighting, Inc.; U.S.A.

* cited by examiner

Primary Examiner—Alan P. Douglas

Assistant Examiner—Clare E. Heflin

(74) *Attorney, Agent, or Firm*—Jenkins & Gilchrist, P.C.

(57) **CLAIM**

The ornamental design for the lamp housing, as shown and described.

DESCRIPTION

FIG. 1 is a side elevation view of the lamp housing in accordance with my design, illustrating a possible environment for the lamp;

FIG. 2 is an elevation view rotated 45° from a frontal view of the lamp housing in accordance with my design;

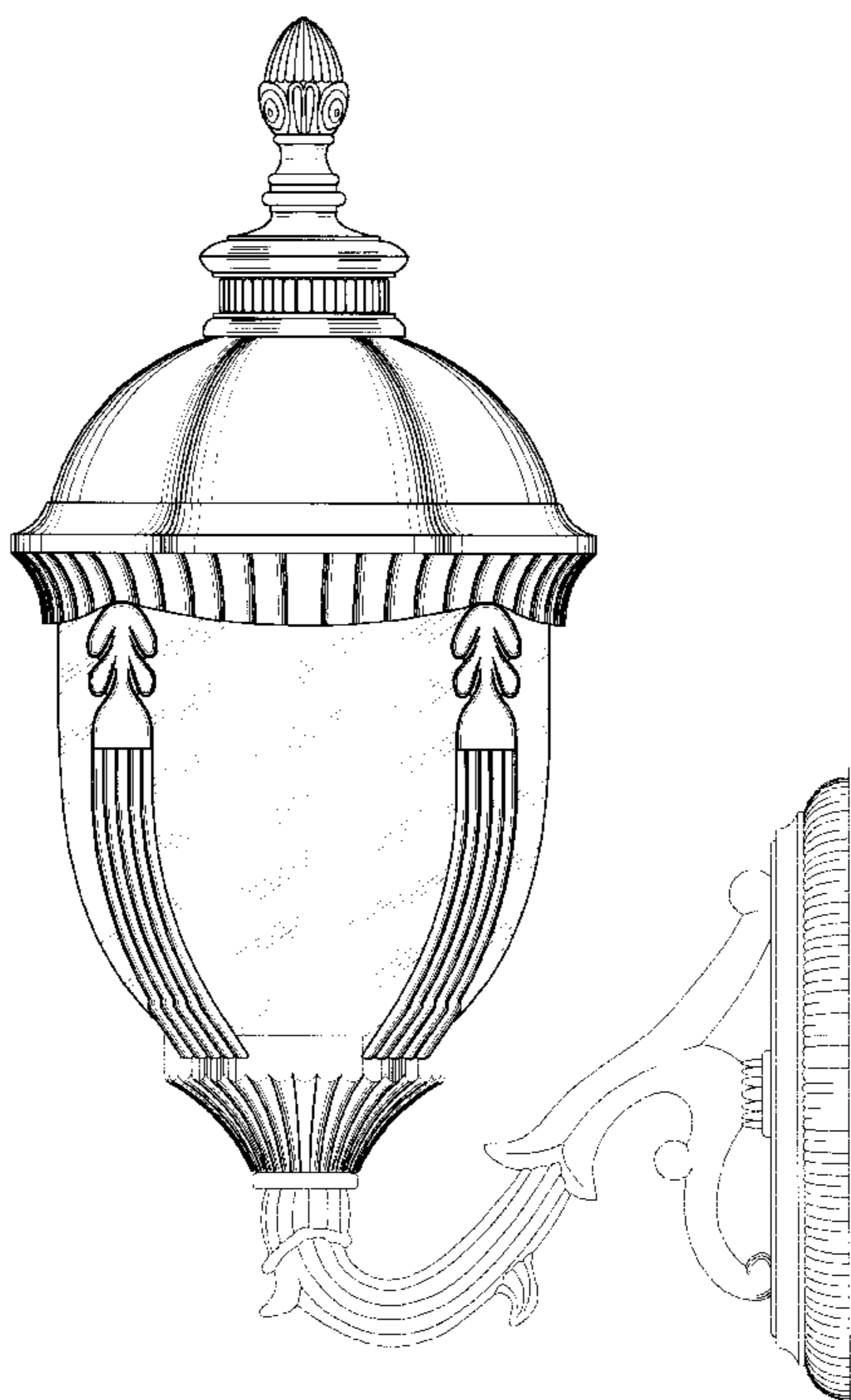
FIG. 3 is a top plan view of the lamp housing in accordance with my design; and,

FIG. 4 is a bottom plan view of the lamp housing in accordance with my design.

The right and left elevation views are symmetrical and the front and rear elevation views are symmetrical.

The broken line showing of environmental structure is for illustrative purposes only and forms no part of the claimed design.

1 Claim, 3 Drawing Sheets






Fig. 1




Fig. 2

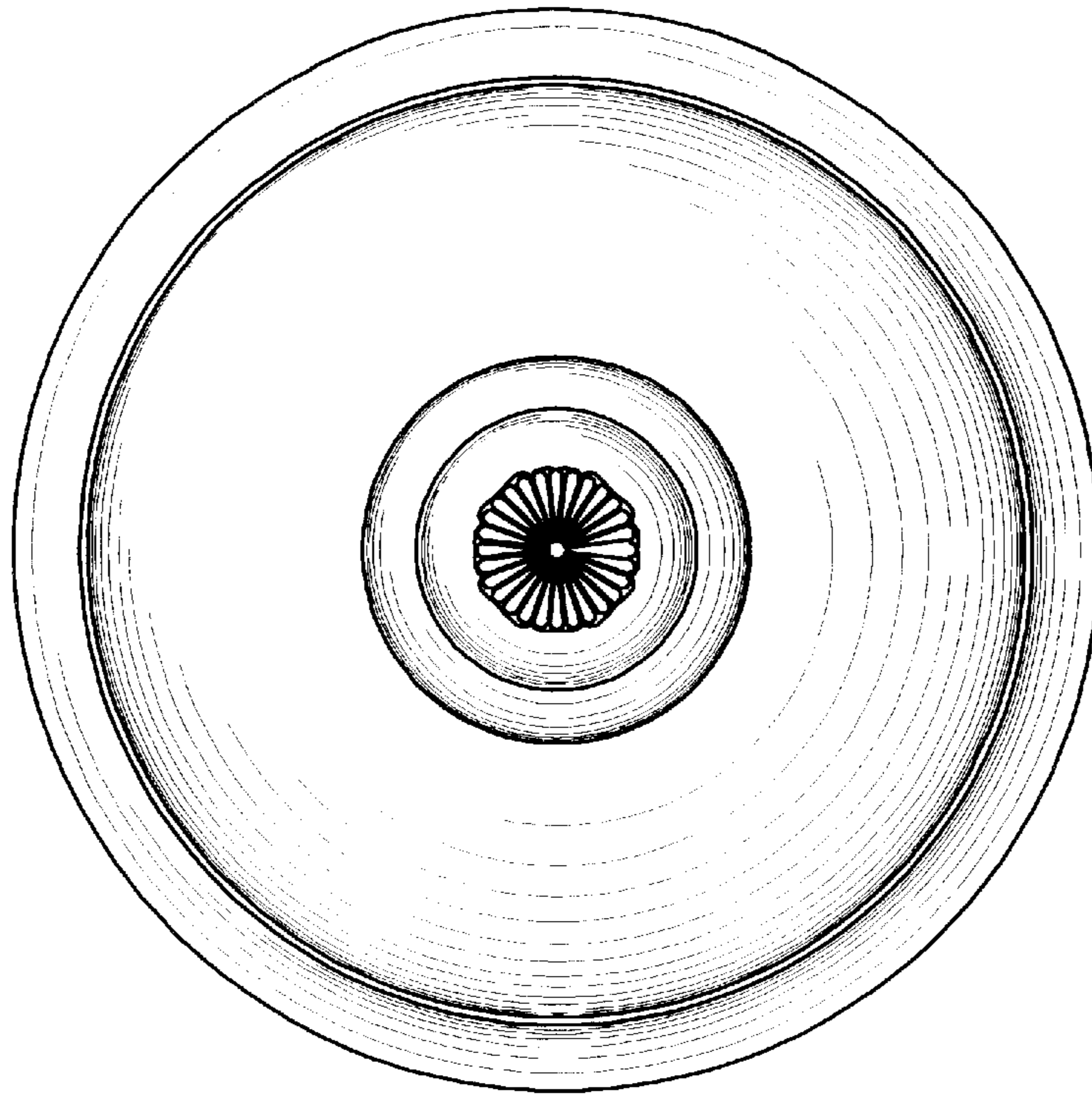


Fig. 3

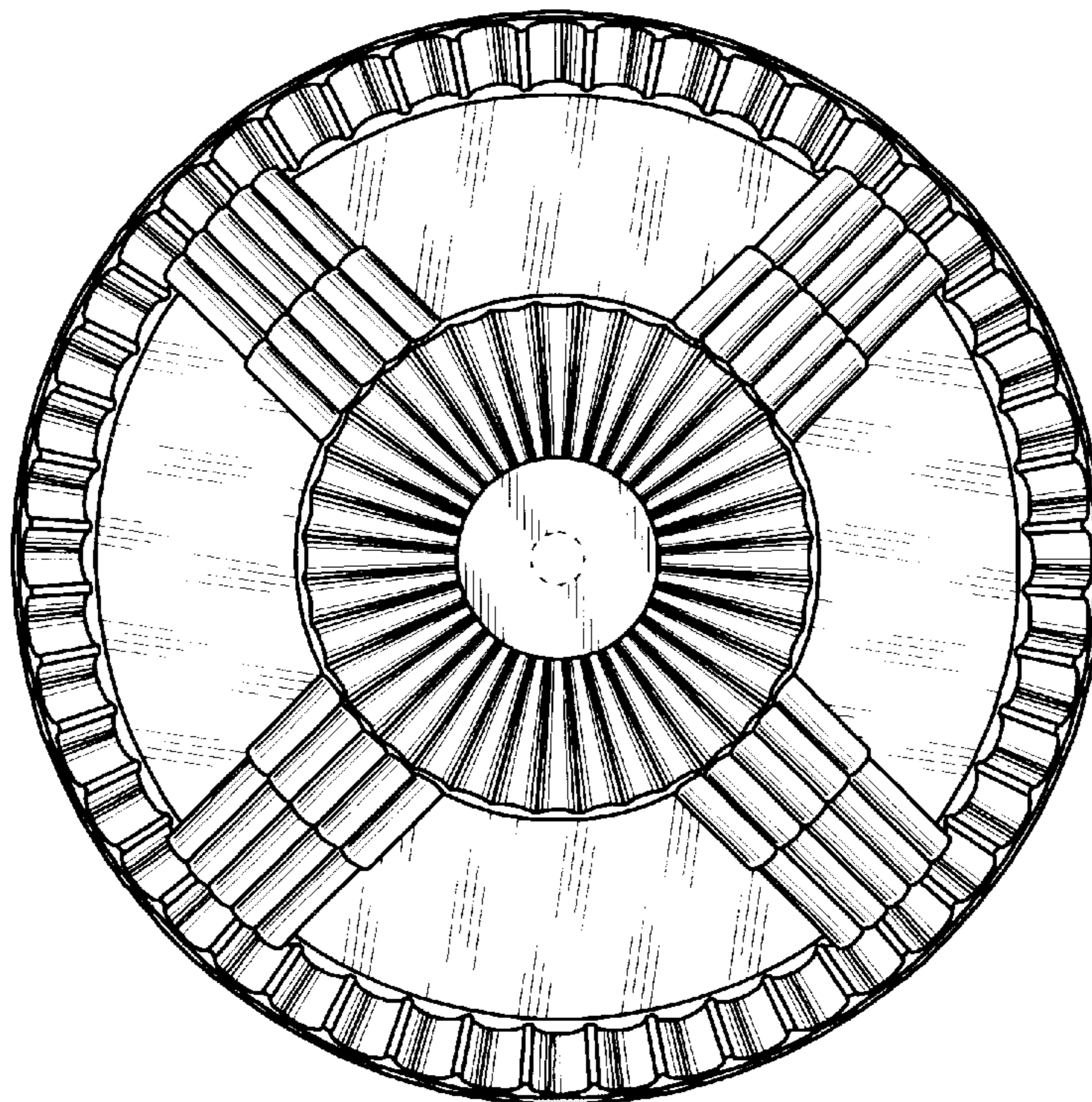


Fig. 4