



US00D454402S

(12) **United States Design Patent**
Abbrancati

(10) **Patent No.:** **US D454,402 S**

(45) **Date of Patent:** **** Mar. 12, 2002**

(54) **PAVING BRICK**

(76) Inventor: **Giuseppe Abbrancati**, 311 Veterans Memorial Hwy., Commack, NY (US) 11725

(**) Term: **14 Years**

(21) Appl. No.: **29/133,836**

(22) Filed: **Dec. 7, 2000**

Related U.S. Application Data

(62) Division of application No. 29/124,538, filed on Jun. 7, 2000, now Pat. No. Des. 440,322.

(51) **LOC (7) Cl.** **25-01**

(52) **U.S. Cl.** **D25/113**

(58) **Field of Search** D25/112-118, D25/199; D21/484-485, 488-493, 499-505; 52/574-575, 596-612; 404/34, 37-42, 50; 405/284-286

(56) **References Cited**

U.S. PATENT DOCUMENTS

D100,381 S * 7/1936 Meakin D25/113 X
4,128,357 A * 12/1978 Barth et al. D25/113 X
4,834,575 A * 5/1989 Barth et al. 404/39
4,997,308 A * 3/1991 Welling, Jr. 404/38
5,108,219 A * 4/1992 Hair D25/113 X

5,249,884 A * 10/1993 Widmer 404/42
5,251,997 A * 10/1993 Brock 404/34 X
D343,237 S * 1/1994 Johnson, II D25/113

FOREIGN PATENT DOCUMENTS

DE 26 16 042 * 4/1976 52/604

* cited by examiner

Primary Examiner—Louis S. Zarfes

Assistant Examiner—Robert A. Delehanty

(74) *Attorney, Agent, or Firm*—Dilworth & Barrese, LLP

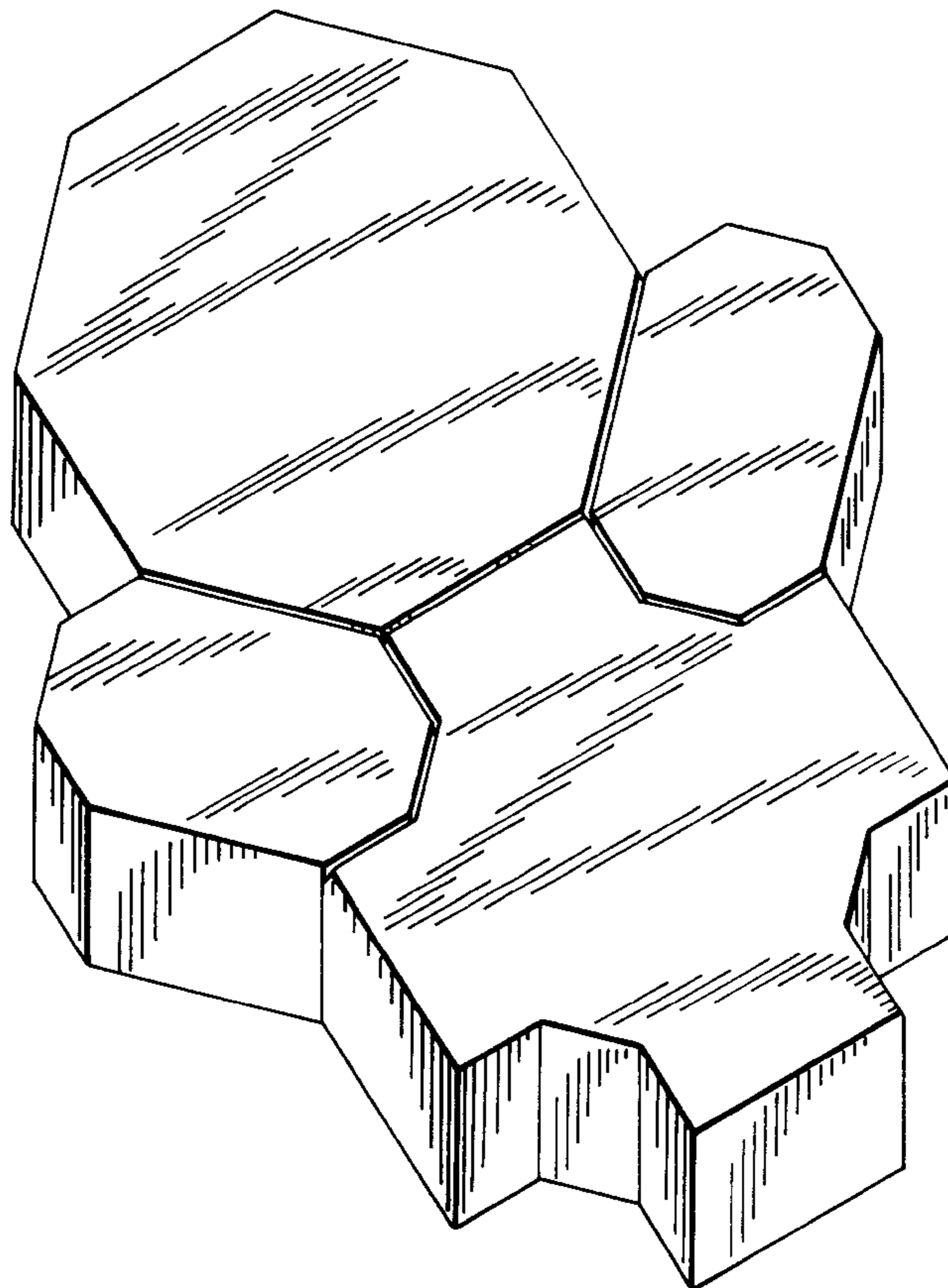
(57) **CLAIM**

I claim the ornamental design for a paving brick, as shown and described.

DESCRIPTION

FIG. 1 is an isometric view of an integrally formed paving brick having score lines on its top surface defining portions of the brick according to the present invention; FIG. 2 is a top elevational view of the paving brick shown in FIG. 1; FIG. 3 is a side elevational view of the paving brick shown in FIG. 1, the opposite side being a mirror image thereof; FIG. 4 is a front elevational view of the paving brick shown in FIG. 1; and, FIG. 5 is a rear elevational view of the paving brick shown in FIG. 1.

1 Claim, 2 Drawing Sheets



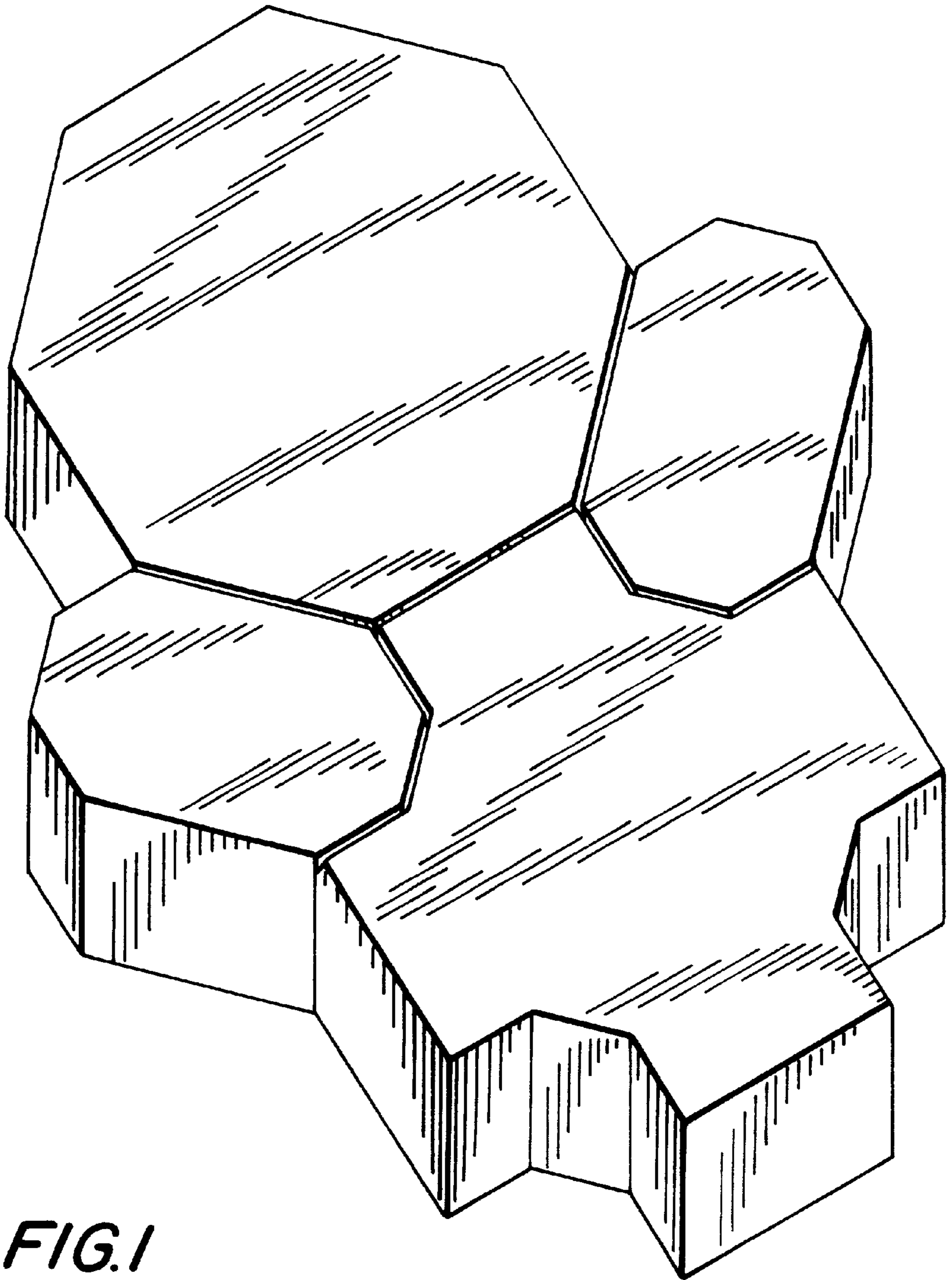


FIG. 1

FIG.5


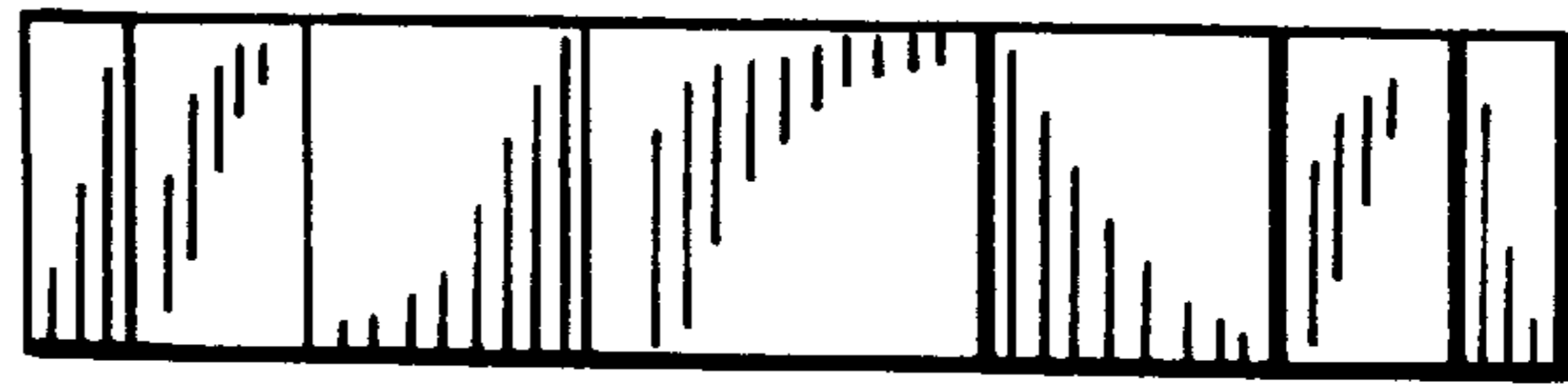


FIG.3

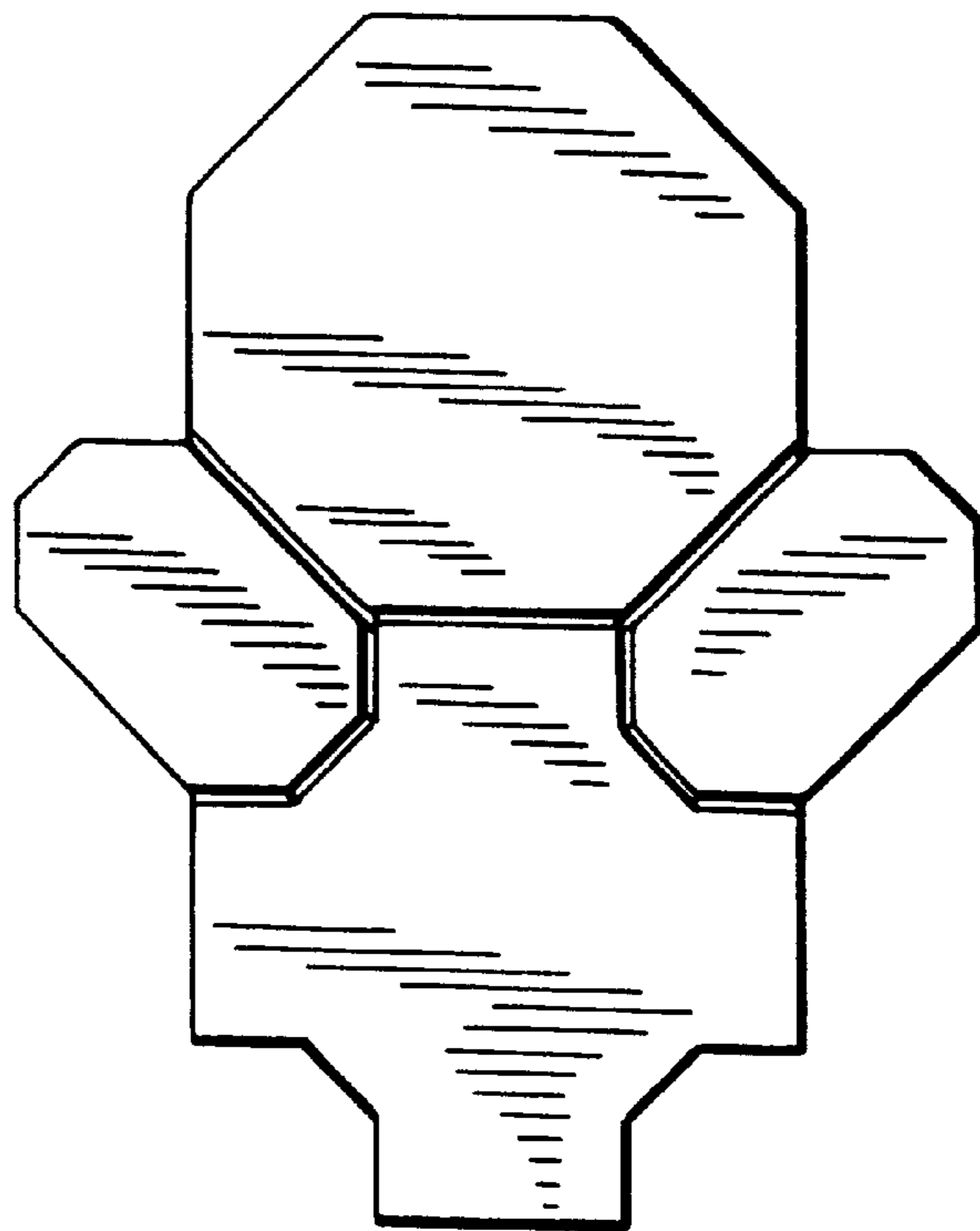


FIG.2

FIG.4

