

US00D454396S

(12) **United States Design Patent** (10) **Patent No.:** **US D454,396 S**
Daniel (45) **Date of Patent:** **** Mar. 12, 2002**

(54) **MUSICAL ATTACHMENT FOR BABY BOTTLE**

(76) Inventor: **William Daniel**, 503 Old State Rd.,
P.O. Box 52, Odessa, DE (US) 19730

(**) Term: **14 Years**

(21) Appl. No.: **29/146,557**

(22) Filed: **Aug. 10, 2001**

(51) **LOC (7) Cl.** **07-01**

(52) **U.S. Cl.** **D24/197**

(58) **Field of Search** D24/197; 215/11.1,
215/11.2, 11.3, 11.4, 11.5, 11.6; 446/77,
81, 175; 340/686.1, 691.1, 692

(56) **References Cited**

U.S. PATENT DOCUMENTS

3,627,161	A	12/1971	Wergeland	
4,678,093	A	7/1987	Allen	
4,944,704	A	7/1990	Grace	
5,344,034	A *	9/1994	Eagan	15/376
D354,202	S	1/1995	Smith et al.	
5,664,745	A	9/1997	Hadaway	
5,842,901	A	12/1998	Montgomery	
6,024,625	A *	2/2000	Pearce	446/81
6,104,292	A *	8/2000	Rombom et al.	340/573.1
6,158,870	A *	12/2000	Ramirez	362/101

6,186,637 B1 * 2/2001 Murrietta 362/101

* cited by examiner

Primary Examiner—Stella Reid

(57) **CLAIM**

The ornamental design for a musical attachment for baby bottle, as shown and described.

DESCRIPTION

FIG. 1 is a front elevational view of the musical attachment for baby bottle of the present invention;

FIG. 2 is a rear elevational view of the musical attachment for baby bottle of FIG. 1;

FIG. 3 is a left side elevational view of the musical attachment for baby bottle of FIG. 1;

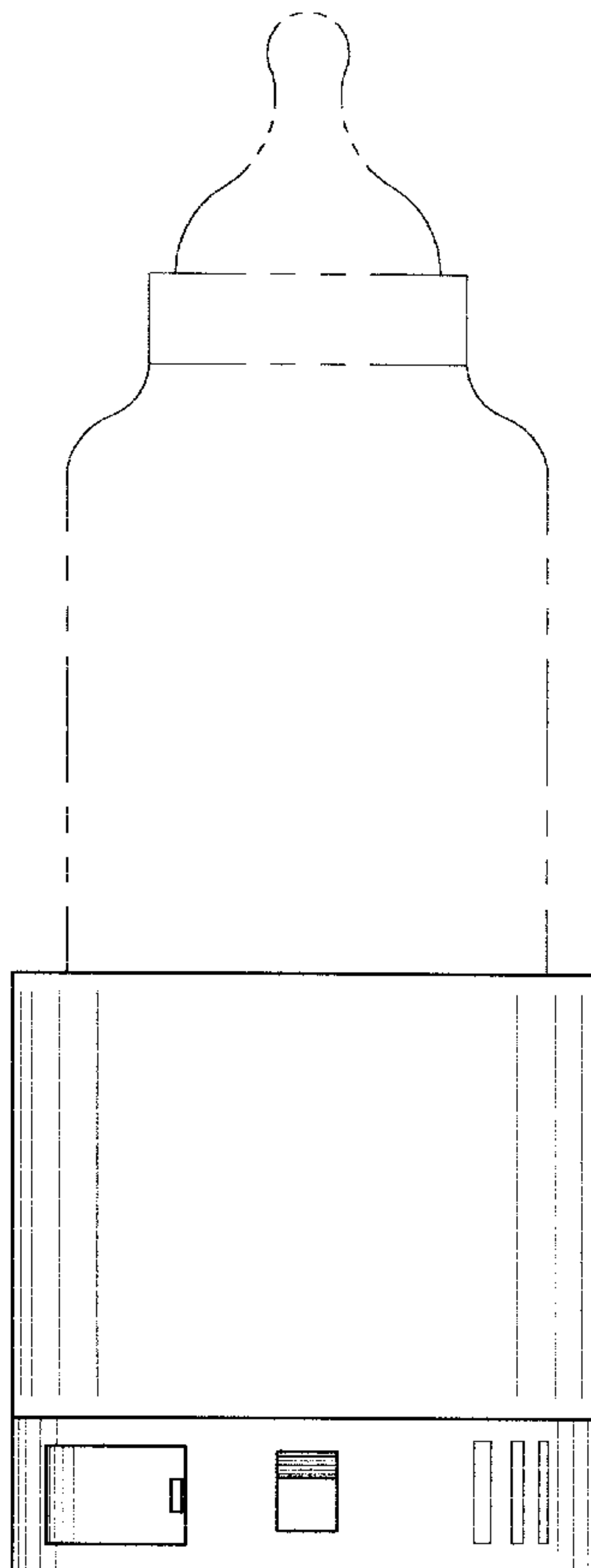
FIG. 4 is a right side elevational view of the musical attachment for baby bottle of FIG. 1;

FIG. 5 is a top plan view of the musical attachment for baby bottle of FIG. 1; and,

FIG. 6 is a bottom plan view of the musical attachment for baby bottle of FIG. 1.

The broken lines showing a bottle in FIG. 1 are for illustrative purposes only and form no part of the claimed design. The hollow interior of the attachment as shown in FIG. 5 is plain and unornamental and forms no part of the claimed design.

1 Claim, 3 Drawing Sheets



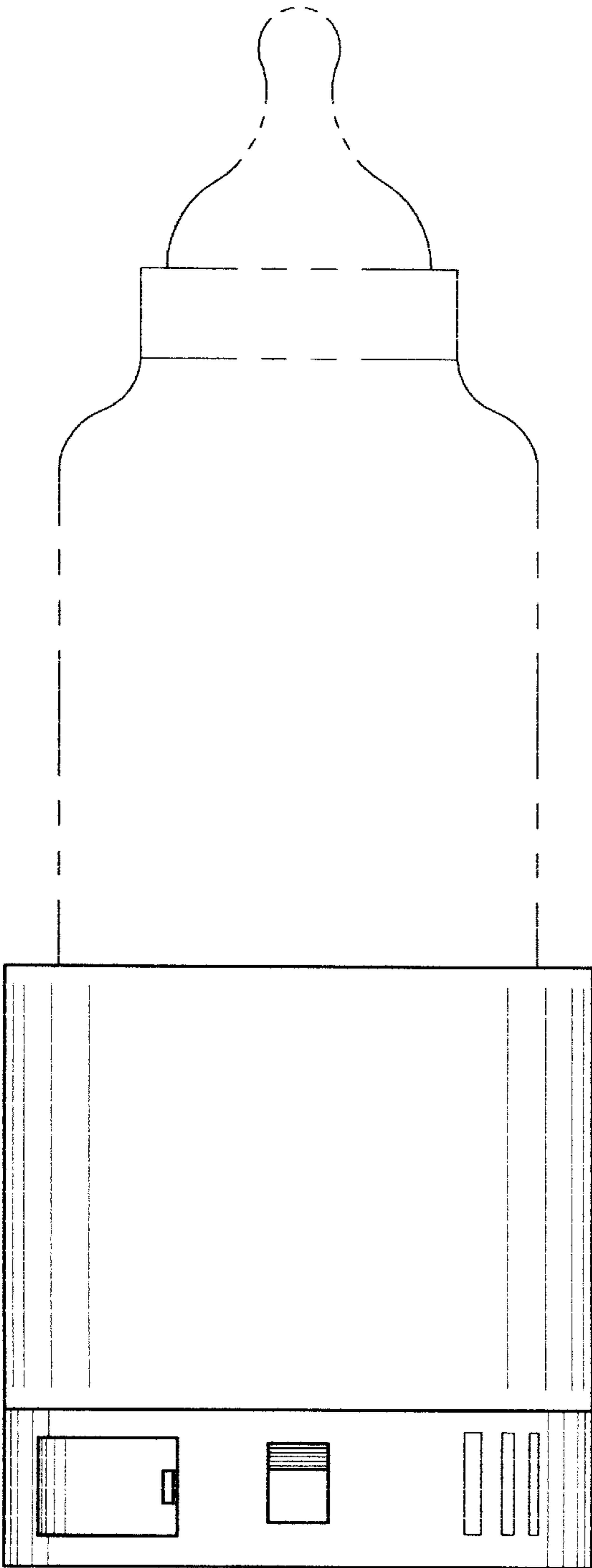


FIG. 1




FIG. 2

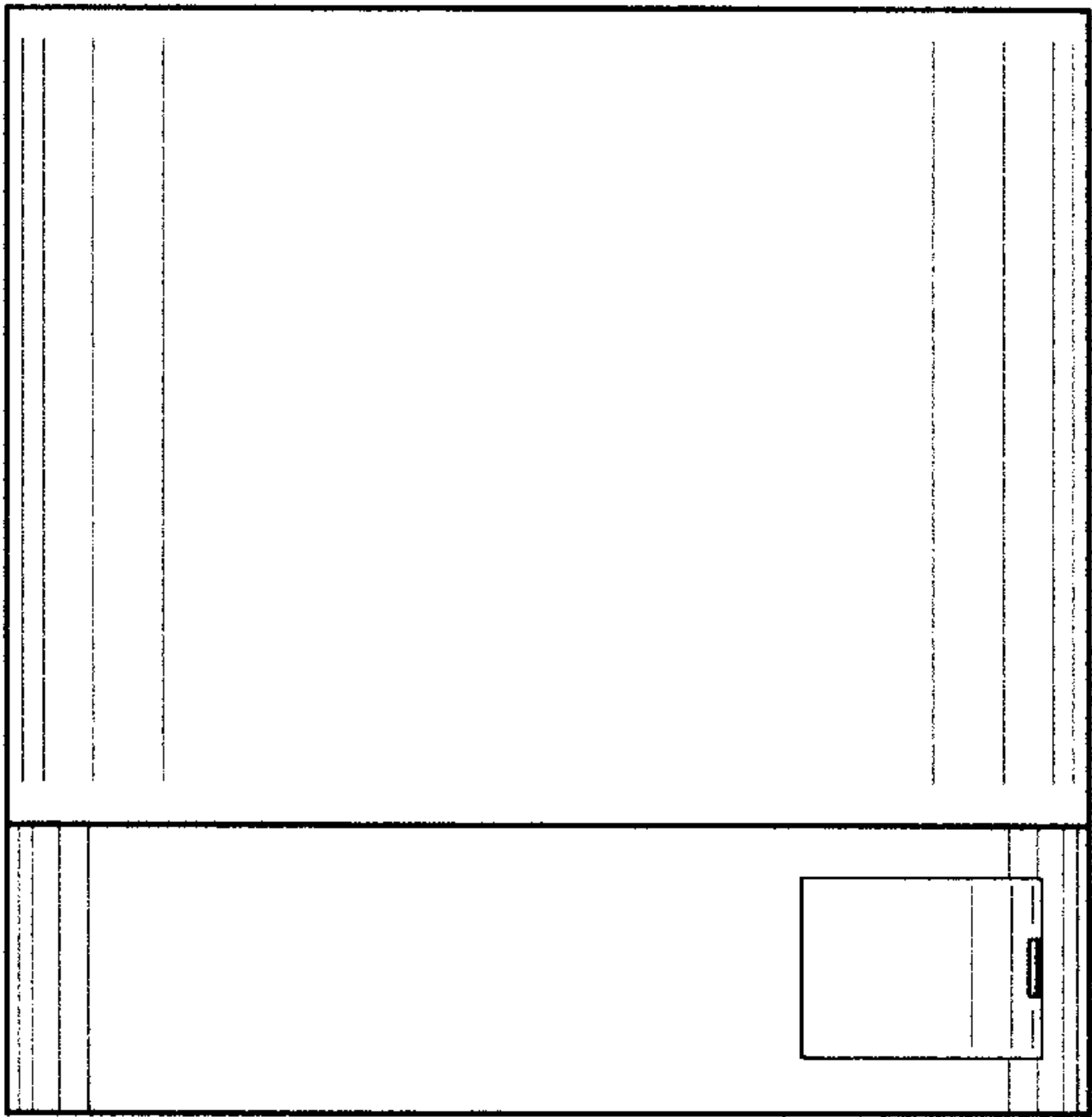


FIG. 3




FIG. 4

FIG. 5

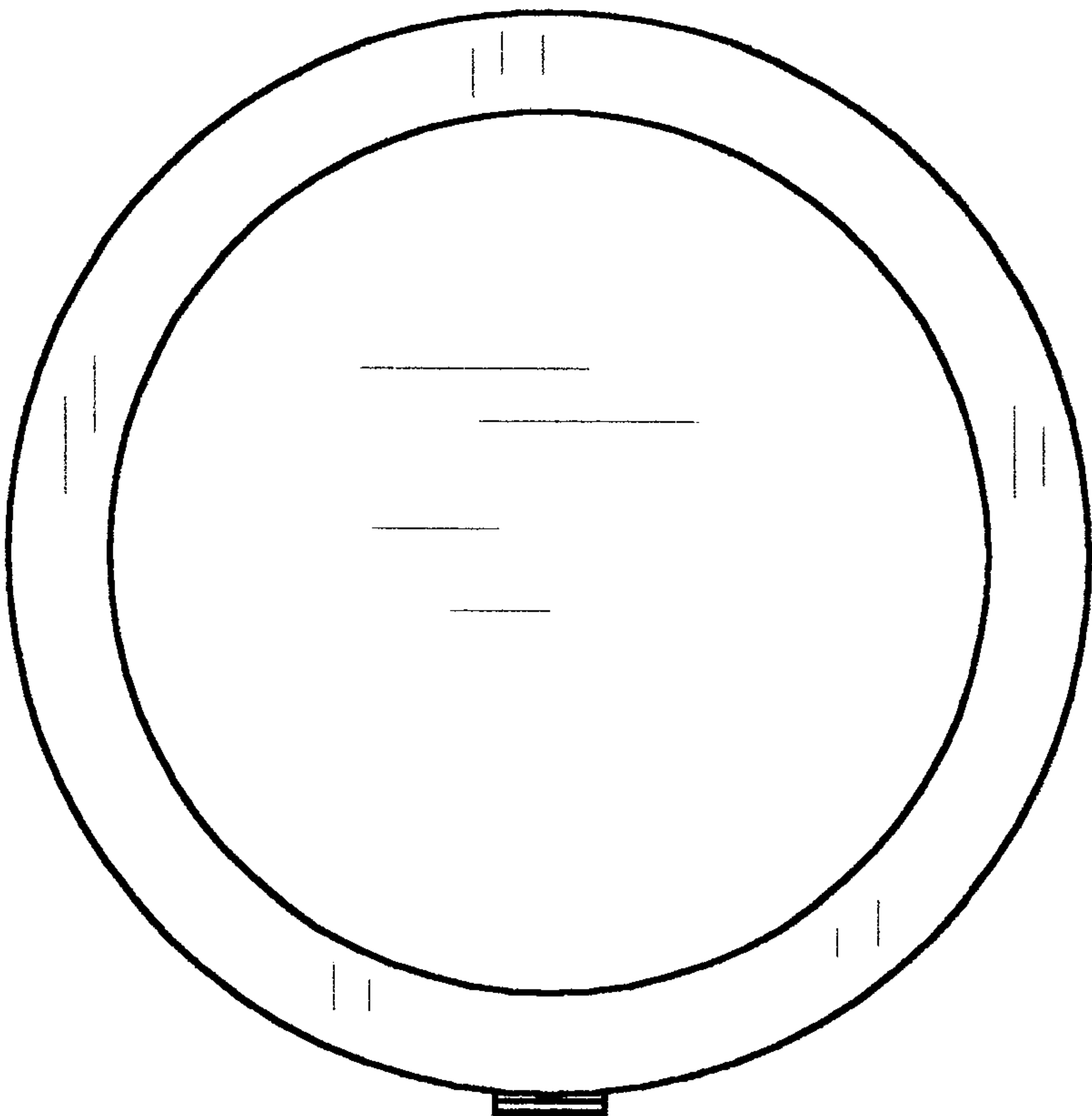


FIG. 6

