



US00D454391S

(12) **United States Design Patent**  
**Schrank**

(10) **Patent No.:** **US D454,391 S**

(45) **Date of Patent:** **\*\* Mar. 12, 2002**

(54) **VENTILATION GRILL**

D358,205 S \* 5/1995 Ruhland ..... D23/393  
D438,948 S \* 3/2001 Schrank ..... D23/393

(75) Inventor: **Anthony L. Schrank**, Fairfield, OH (US)

\* cited by examiner

(73) Assignee: **Nuvent, Inc.**, Cincinnati, OH (US)

*Primary Examiner*—Mitchell Siegel  
(74) *Attorney, Agent, or Firm*—Wood, Herron & Evans, L.L.P.

(\*\*) Term: **14 Years**

(21) Appl. No.: **29/129,206**

(57) **CLAIM**

(22) Filed: **Nov. 7, 2000**

The ornamental design for the ventilation grill, as shown and described.

**Related U.S. Application Data**

**DESCRIPTION**

(62) Division of application No. 29/114,401, filed on Nov. 23, 1999, now Pat. No. Des. 438,948.

(51) **LOC (7) Cl.** ..... **23-04**

(52) **U.S. Cl.** ..... **D23/393**

(58) **Field of Search** ..... D23/388-393;  
454/309

FIG. 1 is a top plan view of a first alternative embodiment of a ventilation grill showing my new design;

FIG. 2 is a front elevational view thereof, the rear elevational view being mirror image;

FIG. 3 is a right side elevational view thereof, the left side view being mirror image; and,

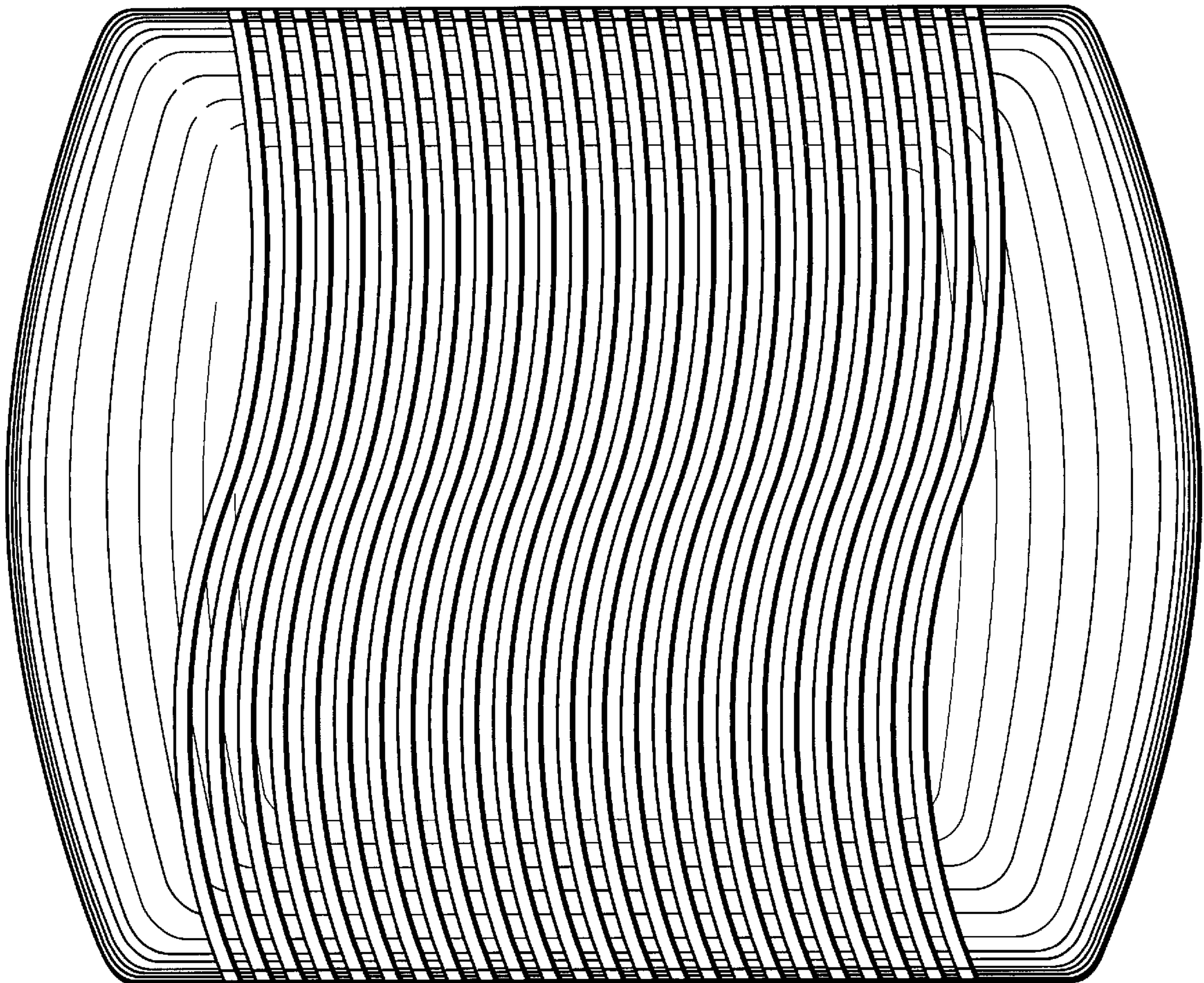
FIG. 4 is a bottom plan view thereof.

(56) **References Cited**

**U.S. PATENT DOCUMENTS**

805,247 A \* 11/1905 Thompson ..... 454/309

**1 Claim, 2 Drawing Sheets**



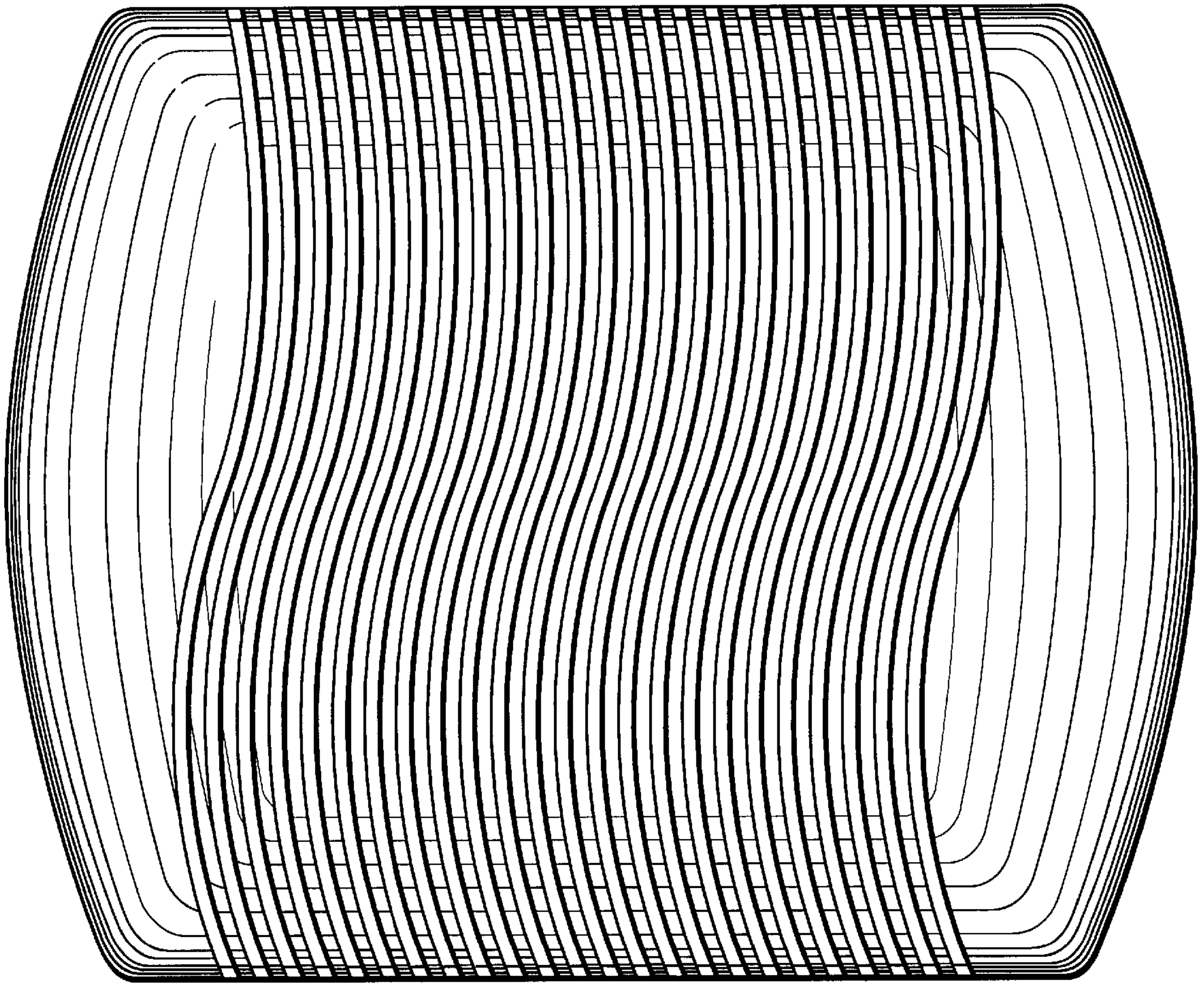


FIG. 1

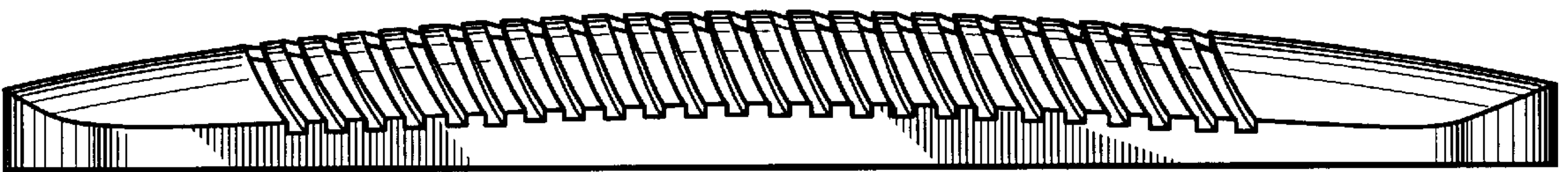


FIG. 2

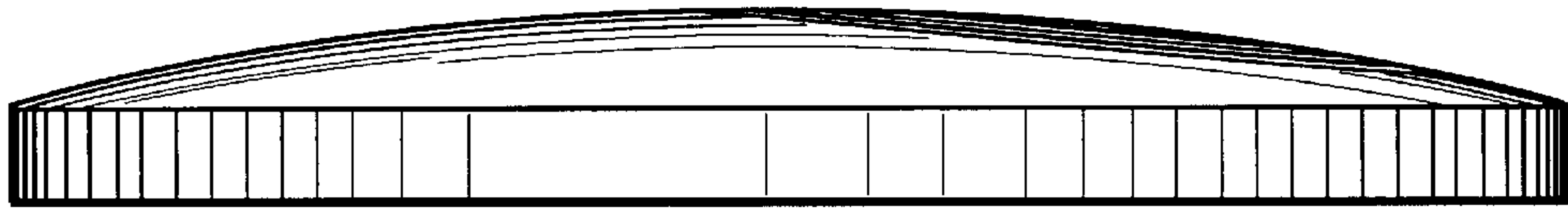


FIG. 3

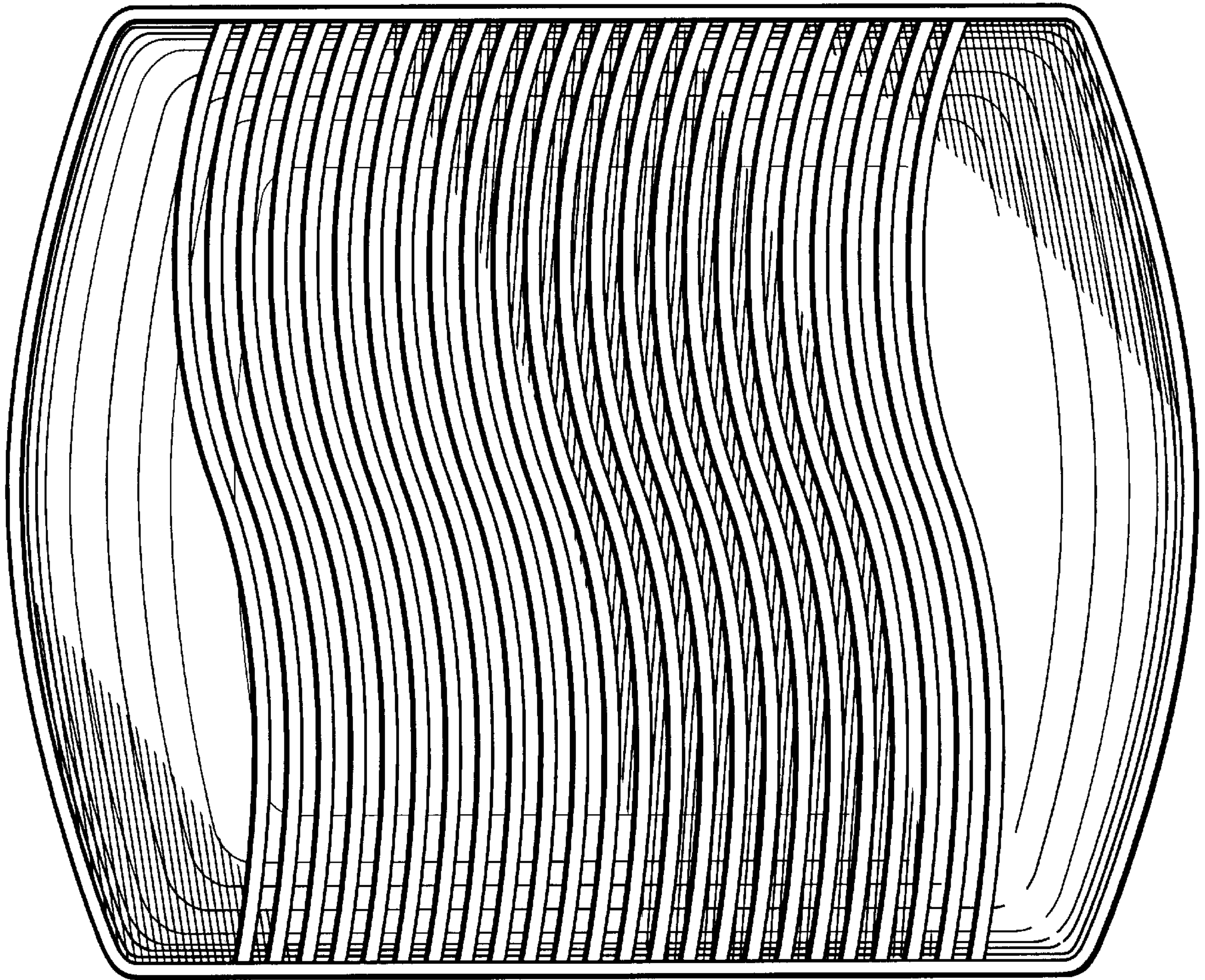


FIG. 4