



US00D454368S

(12) **United States Design Patent**
Pellissa Beneyto

(10) **Patent No.:** **US D454,368 S**

(45) **Date of Patent:** **** Mar. 12, 2002**

(54) **PEN**

(75) **Inventor:** **Ferran Pellissa Beneyto, Celra (ES)**

(73) **Assignee:** **Inoxcrom, S.A., Barcelona (ES)**

(**) **Term:** **14 Years**

(21) **Appl. No.:** **29/141,919**

(22) **Filed:** **May 15, 2001**

(51) **LOC (7) Cl.** **19-06**

(52) **U.S. Cl.** **D19/48; D19/55; D19/56**

(58) **Field of Search** **D19/35, 36, 41-51,**
D19/53-58, 81-85; 401/99-102, 103, 104-117,
209; 24/10 R

(56) **References Cited**

U.S. PATENT DOCUMENTS

428,752 A	*	5/1890	Gores	24/10 R
3,154,016 A	*	10/1964	Frey	D19/55 X
D366,062 S	*	1/1996	Takahaski	D19/51
D377,664 S	*	1/1997	Izushima	D19/51

D395,674 S	*	6/1998	Gacia	D19/51
D414,807 S	*	10/1999	Baudino et al.	D19/55
D425,559 S	*	5/2000	Beneyto	D19/51
D445,131 S	*	7/2001	Keda	D19/51
D446,243 S	*	8/2001	Pellissa Beneyto	D19/51
D446,244 S	*	8/2001	Baudino et al.	D19/51

* cited by examiner

Primary Examiner—Martie K. Holtje

(74) *Attorney, Agent, or Firm*—Michael J. Striker

(57) **CLAIM**

I claim the ornamental design for a pen, as shown and described.

DESCRIPTION

FIG. 1 is a front view of a pen showing my new design;
FIG. 2 is a side view thereof which is a mirror image of the opposite side thereof;
FIG. 3 is a rear view thereof;
FIG. 4 is a top view thereof; and,
FIG. 5 is a bottom view thereof.

1 Claim, 1 Drawing Sheet

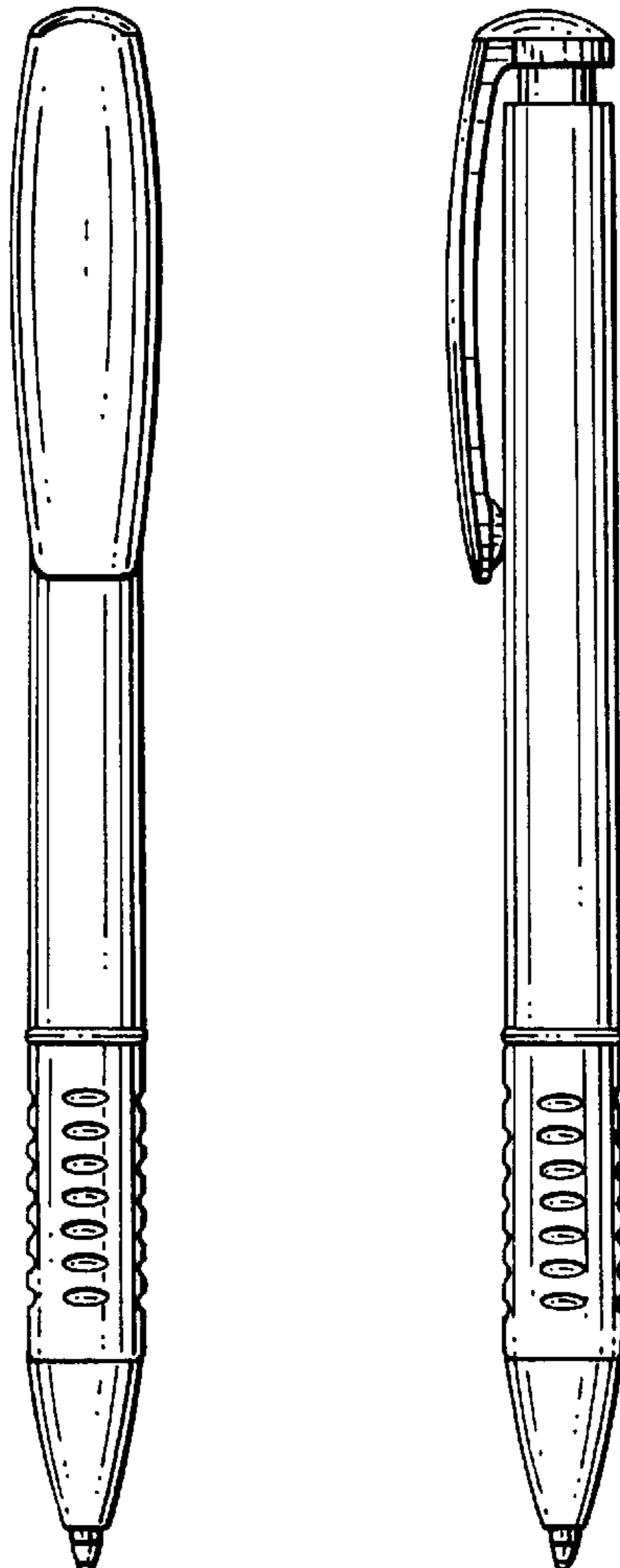


FIG. 1

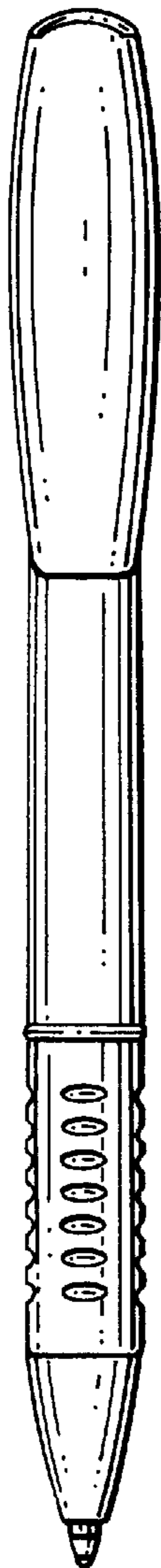


FIG. 2



FIG. 3




FIG. 4




FIG. 5