

US00D454360S

(12) **United States Design Patent**  
**Shimizu et al.**

(10) **Patent No.:** **US D454,360 S**  
(45) **Date of Patent:** **\*\* Mar. 12, 2002**

(54) **VIDEO PROJECTOR**

(75) Inventors: **Osamu Shimizu; Harumi Sakamoto,**  
both of Tochigi-ken (JP)

(73) Assignee: **Sharp Kabushiki Kaisha, Osaka (JP)**

(\*\*) Term: **14 Years**

(21) Appl. No.: **29/143,750**

(22) Filed: **Jun. 20, 2001**

(30) **Foreign Application Priority Data**

Dec. 20, 2000 (JP) ..... 2000-036404

(51) **LOC (7) Cl.** ..... **16-02**

(52) **U.S. Cl.** ..... **D16/230**

(58) **Field of Search** ..... D16/205, 208,  
D16/221, 225, 230, 231, 234; D21/514;  
352/34, 342; 353/115, 119, 122

(56) **References Cited**

**U.S. PATENT DOCUMENTS**

- D331,768 S \* 12/1992 Saeki et al. .... D16/225
- D343,850 S 2/1994 Saeki et al.
- D356,103 S 3/1995 Saeki et al.
- D364,416 S 11/1995 Saeki et al.
- D365,587 S 12/1995 Saeki et al.
- D387,795 S 12/1997 Sakamoto
- D388,111 S 12/1997 Iida
- D391,592 S 3/1998 Sakamoto et al.
- D398,321 S 9/1998 Iida

- D398,622 S 9/1998 Saeki et al.
- D412,926 S 8/1999 Saeki et al.
- D419,172 S 1/2000 Saeki et al.
- D428,619 S 7/2000 Saeki et al.
- D434,430 S 11/2000 Saeki et al.
- D437,337 S \* 2/2001 Kawasaki et al. .... D16/230
- D441,387 S 5/2001 Saeki et al.
- D449,060 S \* 10/2001 Saeki et al. .... D16/230
- D450,076 S \* 11/2001 Fujimaki ..... D16/230

**OTHER PUBLICATIONS**

Telex User's Manual, 1996 (MagnaByte P170/P170v projector).\*

\* cited by examiner

*Primary Examiner*—Adir Aronovich

(74) *Attorney, Agent, or Firm*—Nixon & Vanderhye

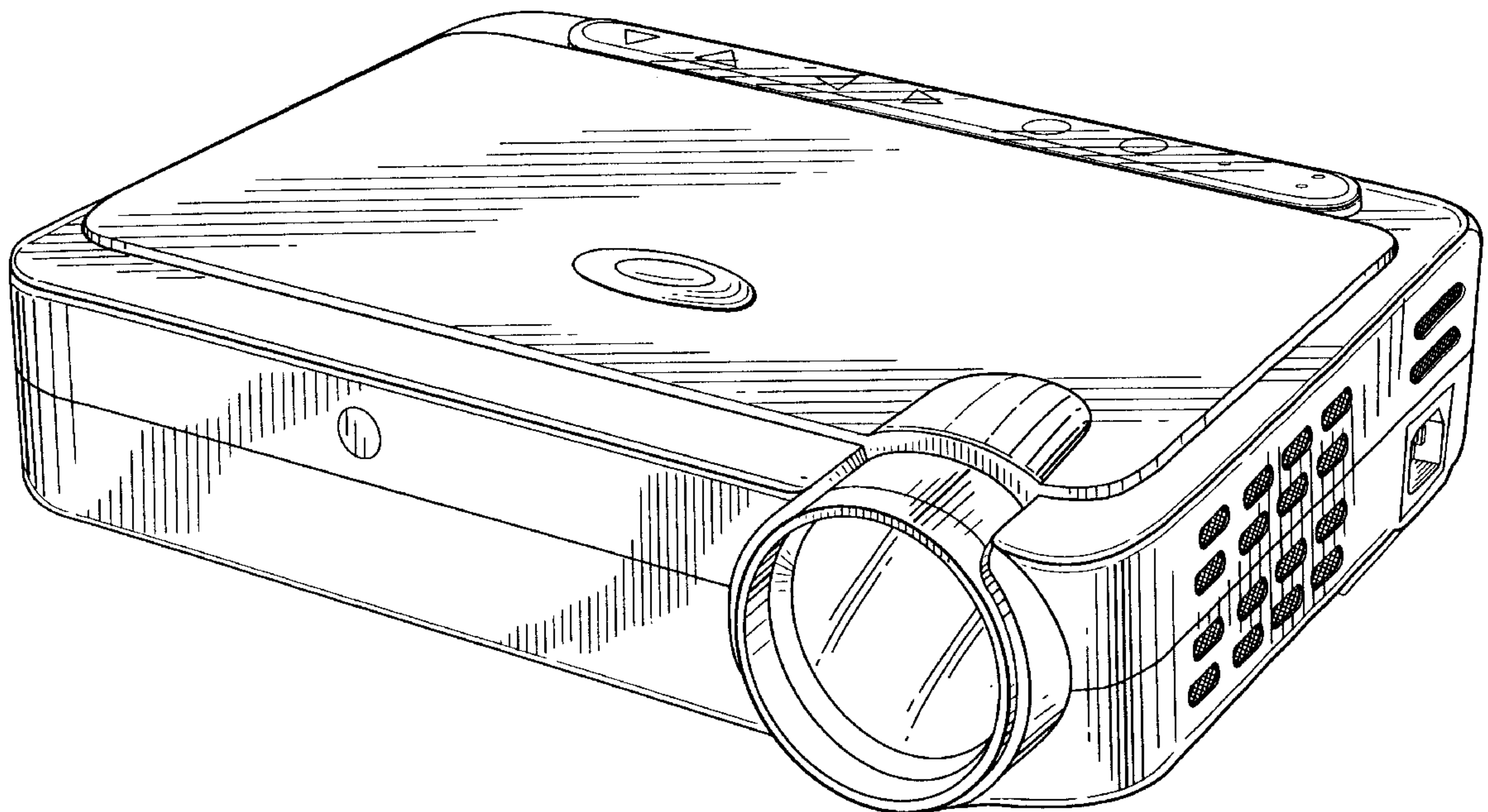
(57) **CLAIM**

The ornamental design for a video projector, as shown and described.

**DESCRIPTION**

FIG. 1 is a top, front and right side perspective view of a video projector according to our design; FIG. 2 is a front elevational view thereof; FIG. 3 is a rear elevational view thereof; FIG. 4 is a top plan view thereof; FIG. 5 is a bottom plan view thereof; FIG. 6 is a right side elevational view thereof; and, FIG. 7 is a left side elevational view thereof.

**1 Claim, 4 Drawing Sheets**



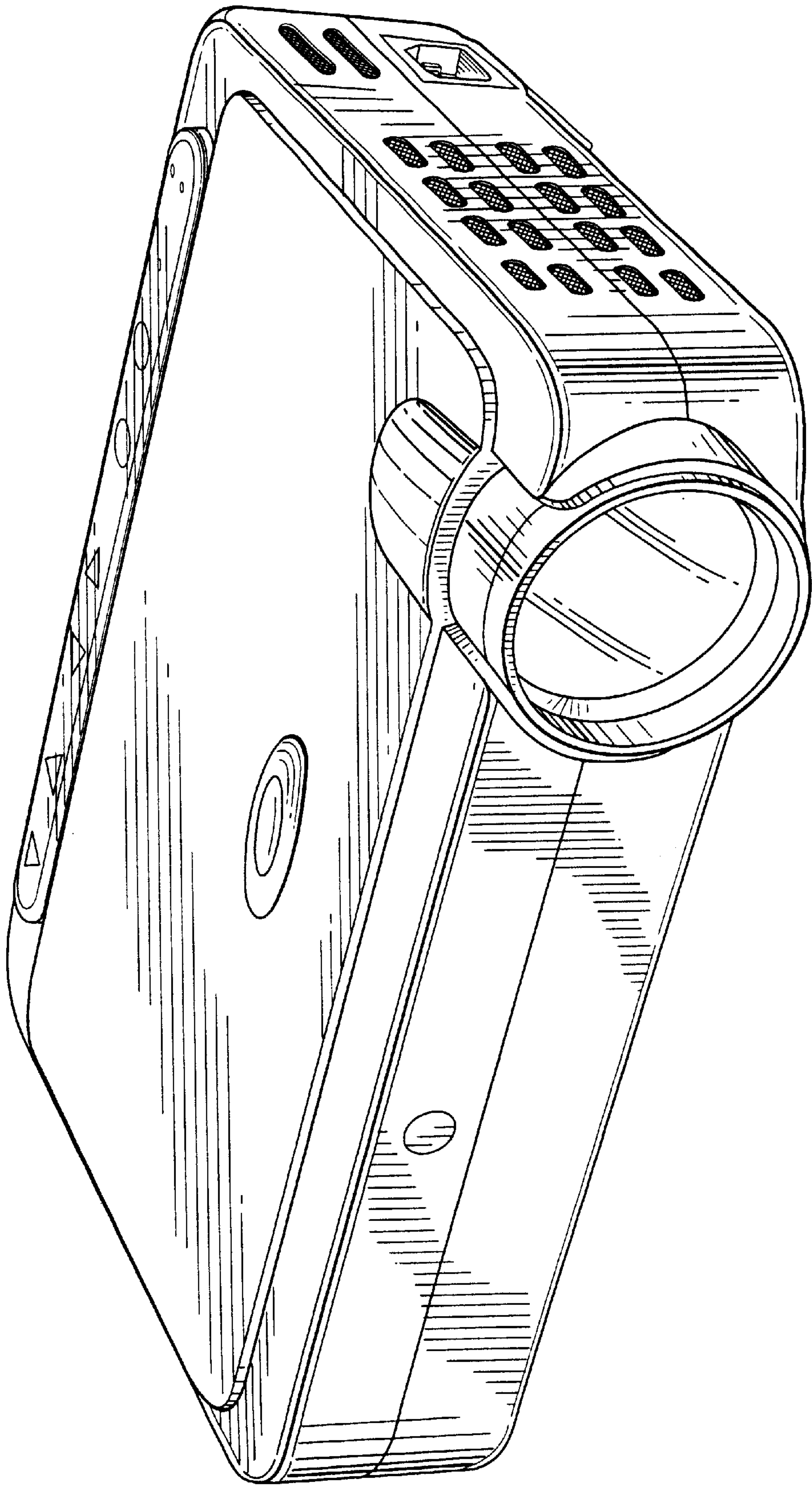
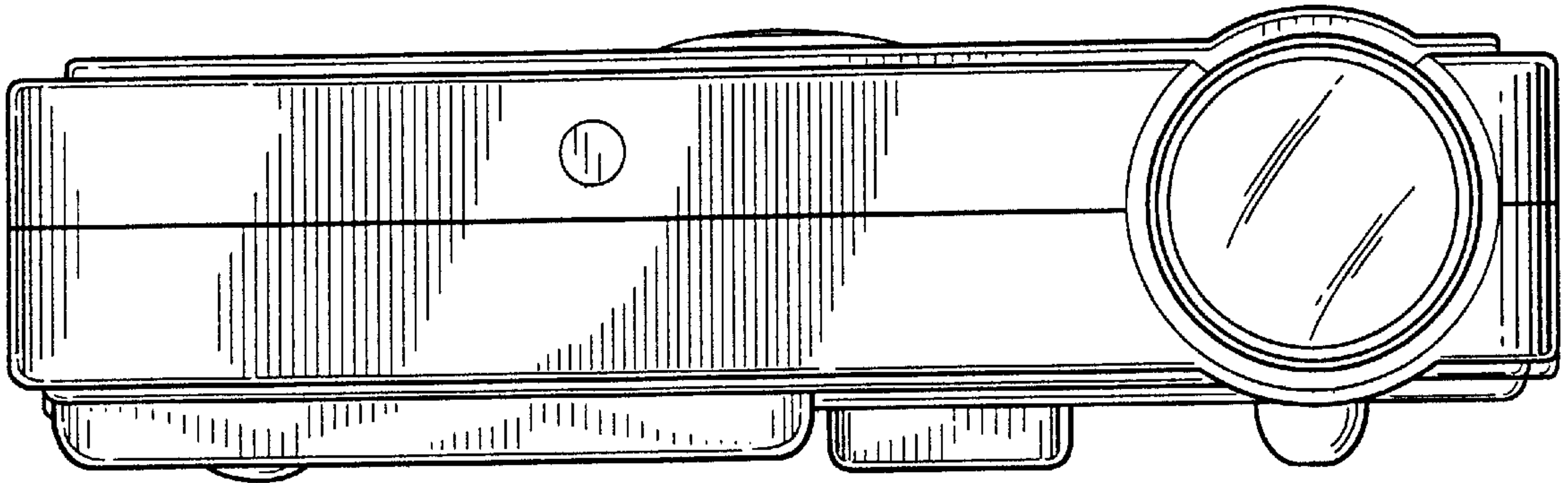


FIG. 1

**FIG. 2**



**FIG. 3**

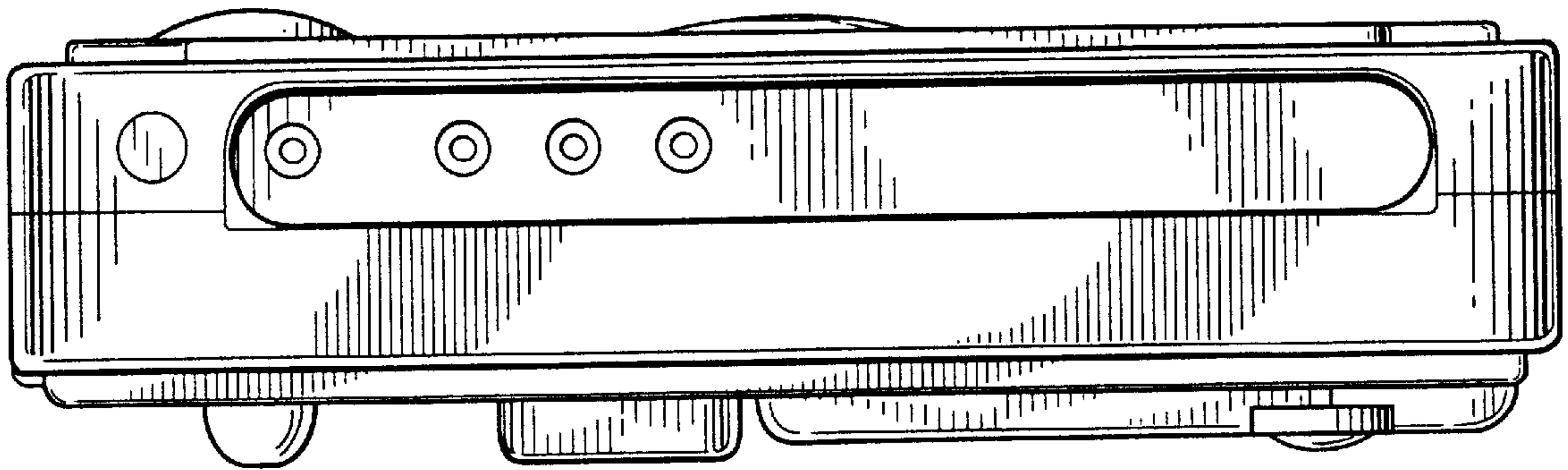




FIG. 4

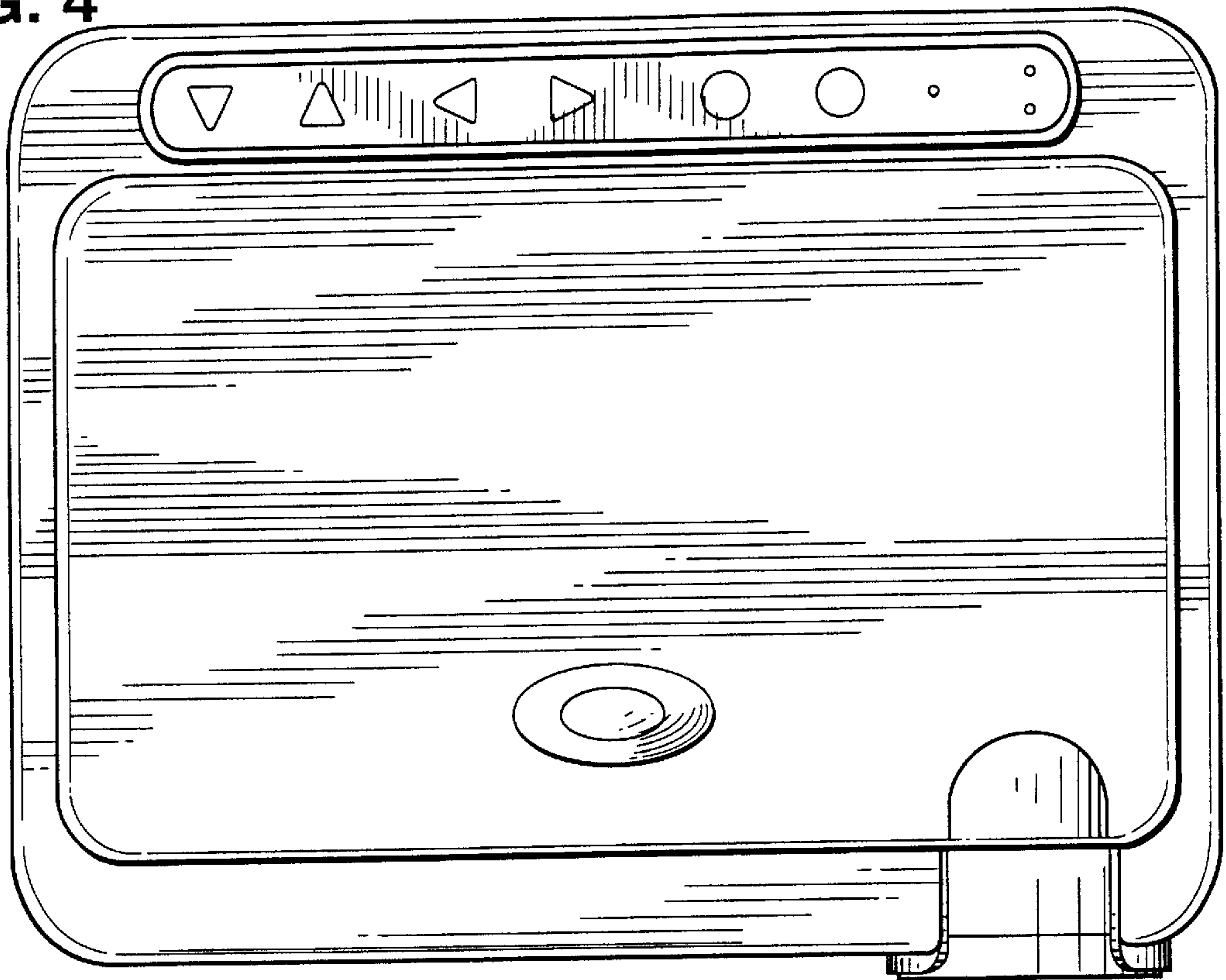
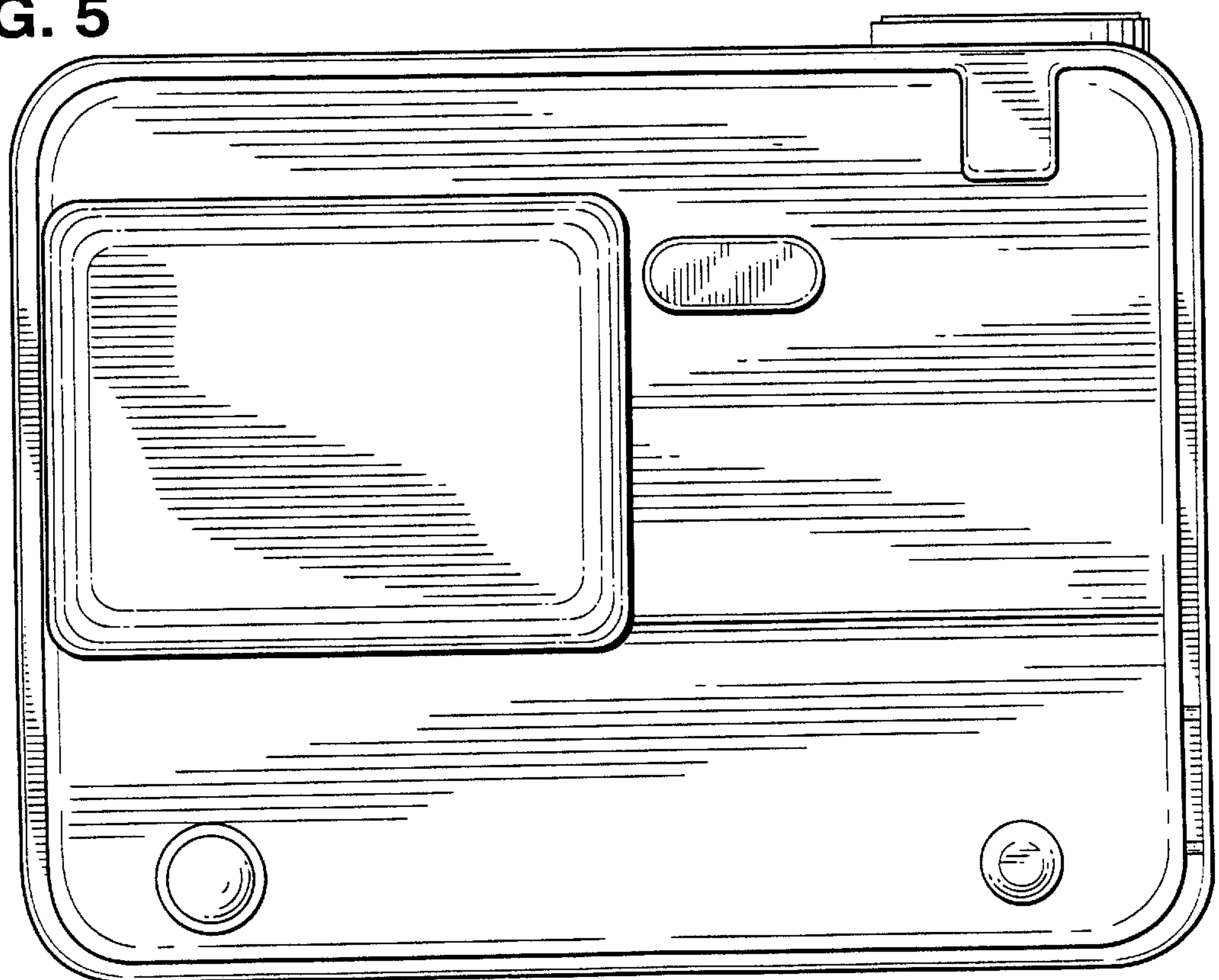
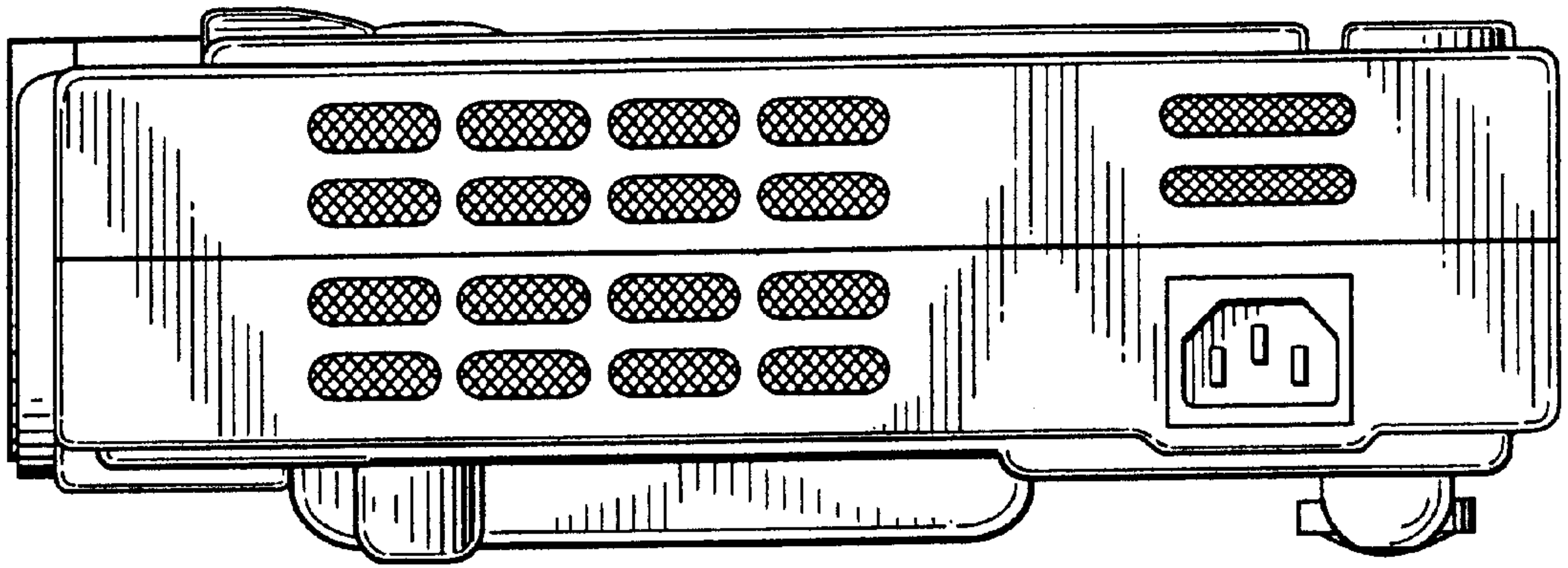


FIG. 5



**FIG. 6**



**FIG. 7**

