



US00D454359S

(12) **United States Design Patent**
Katayama

(10) **Patent No.:** **US D454,359 S**

(45) **Date of Patent:** **** Mar. 12, 2002**

(54) **CAMERA**

(75) **Inventor:** **Noriko Katayama, Tokyo (JP)**

(73) **Assignee:** **Fuji Photo Film Co., Ltd., Kanagawa (JP)**

(**) **Term:** **14 Years**

(21) **Appl. No.:** **29/138,297**

(22) **Filed:** **Mar. 12, 2001**

(30) **Foreign Application Priority Data**

Oct. 18, 2000 (JP) 2000-029575

(51) **LOC (7) Cl.** **16-01**

(52) **U.S. Cl.** **D16/208; D16/209**

(58) **Field of Search** **D16/200-206, D16/208, 209, 217, 218; 396/6, 7, 535-541**

(56) **References Cited**

U.S. PATENT DOCUMENTS

- D372,722 S 8/1996 Isozaki
- D383,145 S 9/1997 Isozaki
- D416,931 S 11/1999 Funato et al.
- D425,096 S 5/2000 Kondo
- D427,619 S * 7/2000 Mizoguchi et al. D16/209
- D428,904 S * 8/2000 Oshima D16/209

- D433,433 S 11/2000 Kondo
- D436,610 S 1/2001 Kondo
- D438,554 S 3/2001 Katayama
- 6,208,807 B1 * 3/2001 Uchida et al. 396/6
- 6,243,536 B1 * 6/2001 Moriya et al. 396/6

* cited by examiner

Primary Examiner—Adir Aronovich

(74) *Attorney, Agent, or Firm*—Young & Thompson

(57) **CLAIM**

The ornamental design for a camera, as shown and described.

DESCRIPTION

FIG. 1 is a top, front and side perspective view of a camera embodying my new design;
 FIG. 2 is a front elevational view thereof;
 FIG. 3 is a rear elevational view thereof;
 FIG. 4 is a top plan view thereof;
 FIG. 5 is a bottom plan view thereof;
 FIG. 6 is a side elevational view thereof from the right of FIG. 2;
 FIG. 7 is a side elevational view thereof from the left of FIG. 2; and,
 FIG. 8 is a top, front and side perspective view thereof with its outer packaging label removed.

1 Claim, 4 Drawing Sheets





FIG. 1




FIG. 2

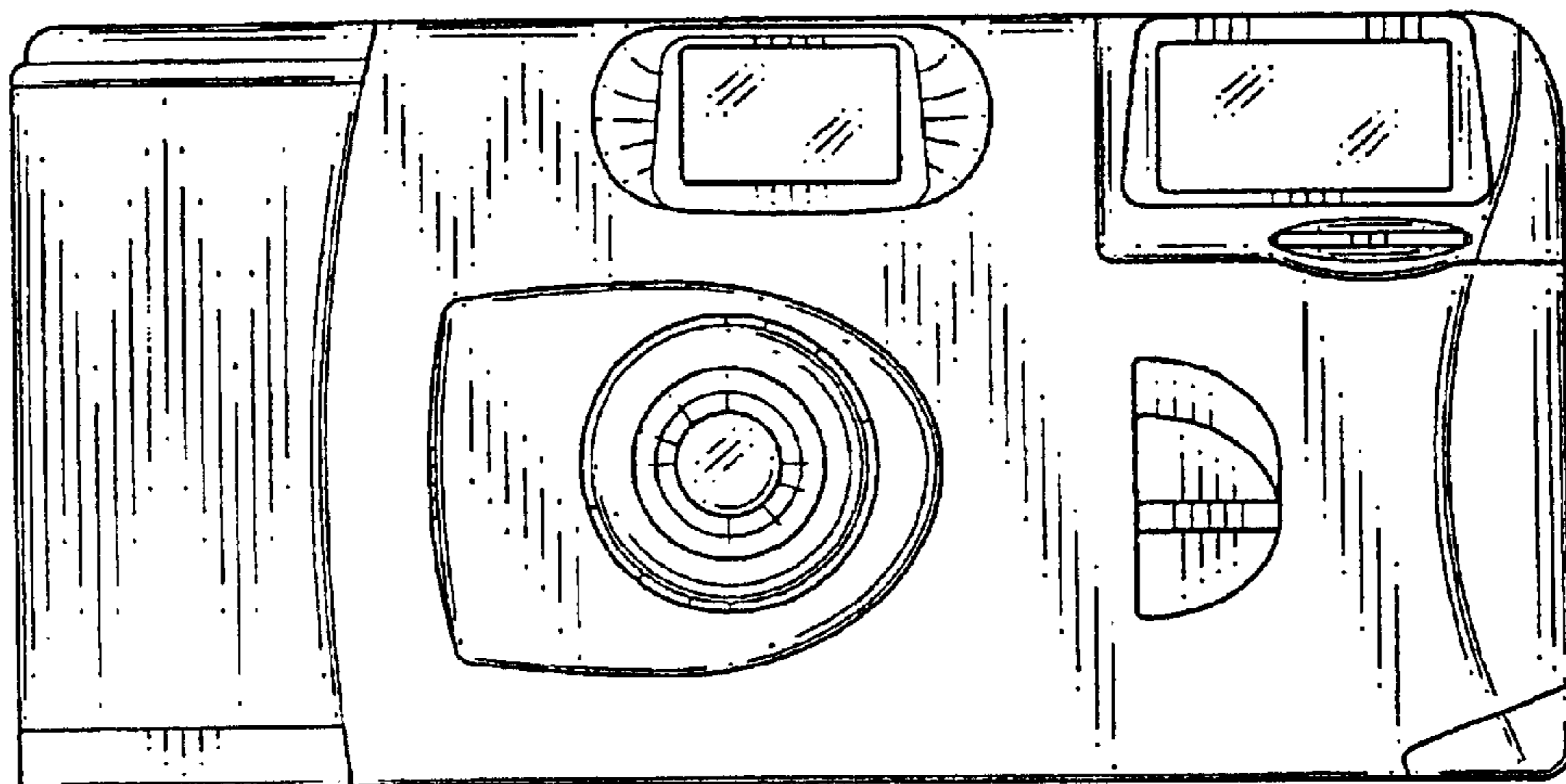


FIG. 3

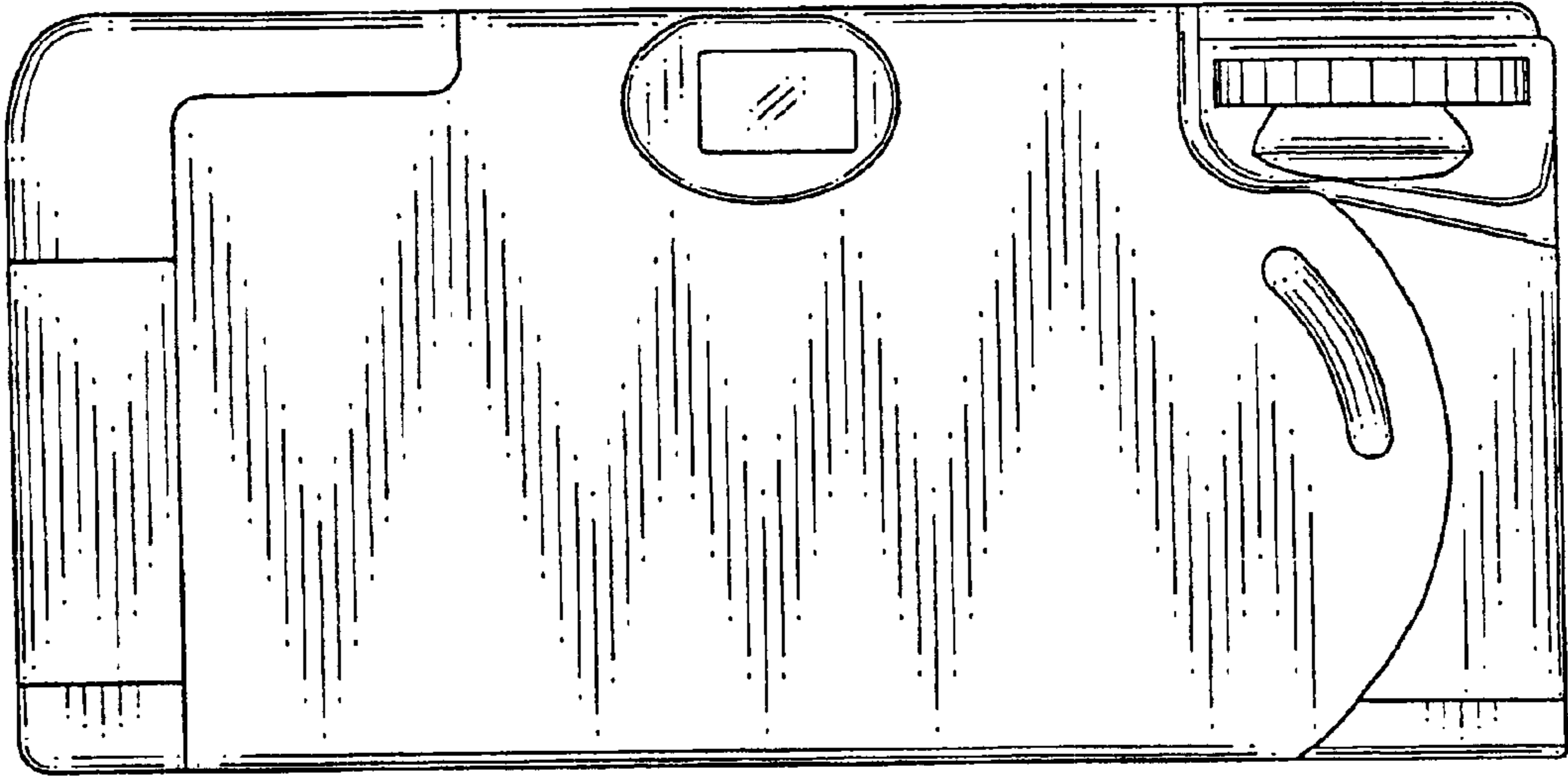


FIG. 4

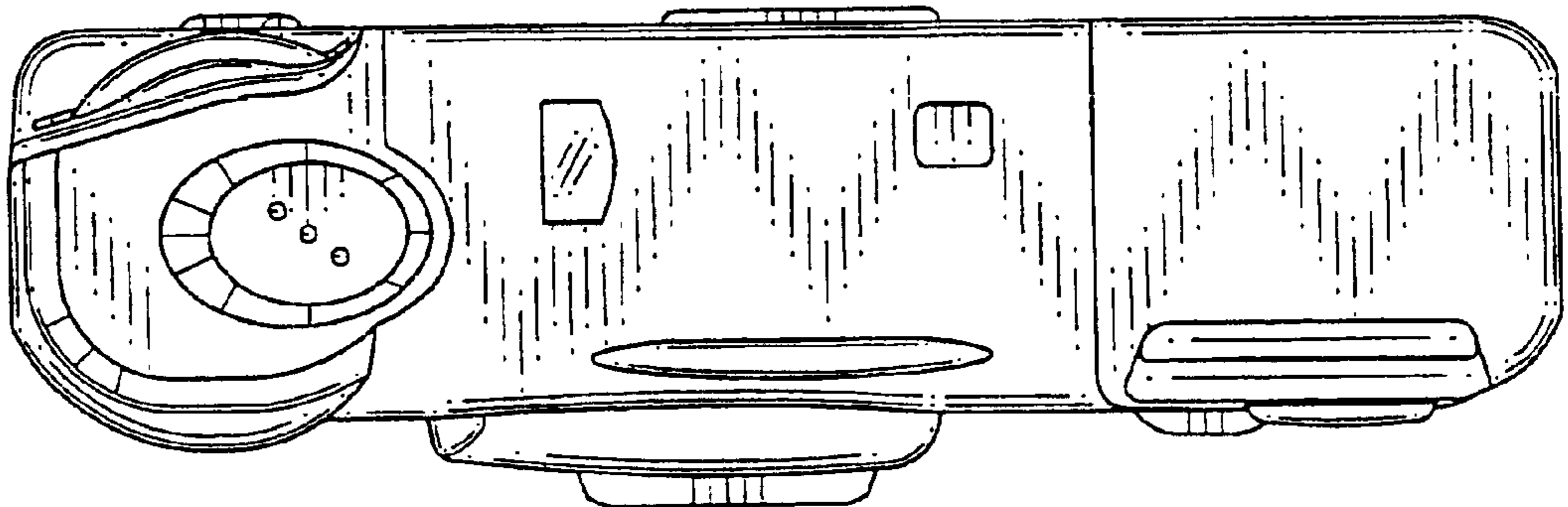


FIG. 5

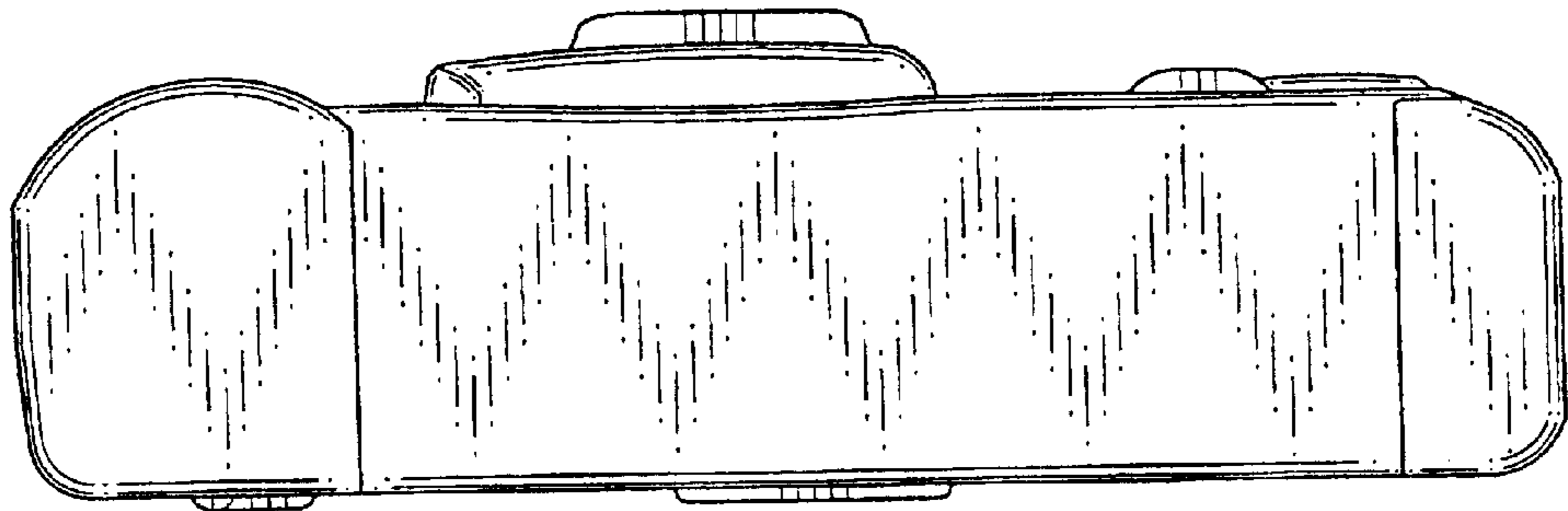


FIG. 6




FIG. 7

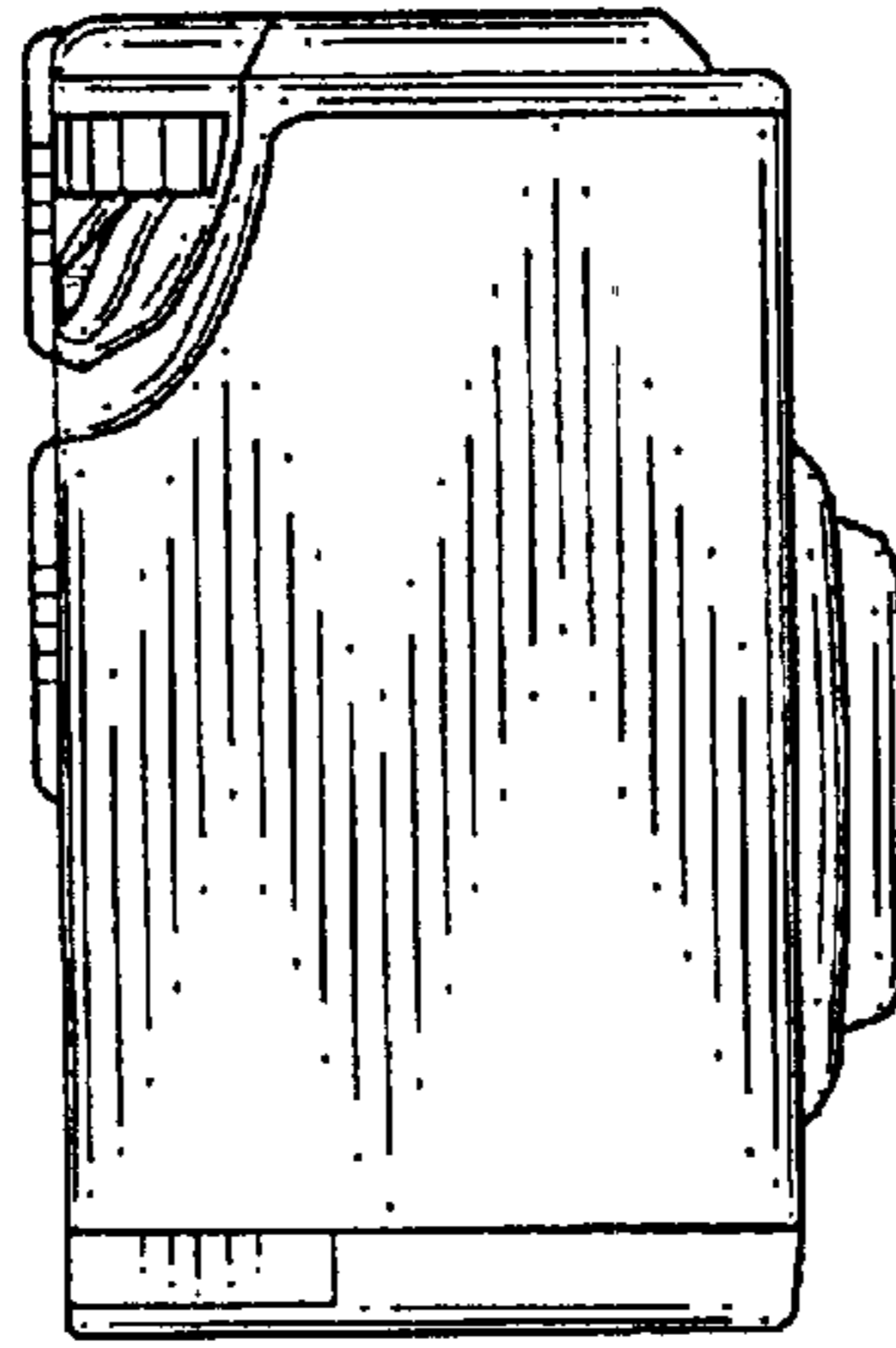


FIG. 8

