



US00D454323S

(12) **United States Design Patent**  
**Lu**

(10) **Patent No.:** **US D454,323 S**

(45) **Date of Patent:** **\*\* Mar. 12, 2002**

(54) **FLOOR MAT FOR VEHICLES**

(75) **Inventor:** **Michael Lu, Tainan Hsien (TW)**

(73) **Assignee:** **Packy Poda, Inc., Tainan Hisen (TW)**

(\*\*) **Term:** **14 Years**

(21) **Appl. No.:** **29/148,664**

(22) **Filed:** **Sep. 25, 2001**

(51) **LOC (7) Cl.** ..... **12-16**

(52) **U.S. Cl.** ..... **D12/203**

(58) **Field of Search** ..... D12/203; D6/582-586,  
D6/592; 296/97.23; 15/215-217; 428/141;  
280/163, 164.1

(56) **References Cited**

**U.S. PATENT DOCUMENTS**

D372,011 S	*	7/1996	Tyler	.....	D12/203
D420,966 S	*	2/2000	Dewar et al.	.....	D12/203
D421,950 S	*	3/2000	Lu	.....	D12/203
D429,204 S	*	9/2000	Lu	.....	D12/203
D432,478 S	*	10/2000	Lu	.....	D12/203

D432,966 S	*	10/2000	Iacovelli et al.	.....	D12/203
D443,983 S	*	11/2000	Lu	.....	D12/203
D441,336 S	*	5/2001	Hussaini et al.	.....	D12/203
D442,902 S	*	5/2001	Iacovelli et al.	.....	D12/203

\* cited by examiner

*Primary Examiner*—Stacia Cadmus

(74) *Attorney, Agent, or Firm*—Alan Kamrath; Rider, Bennett, Egan & Arundel, LLP

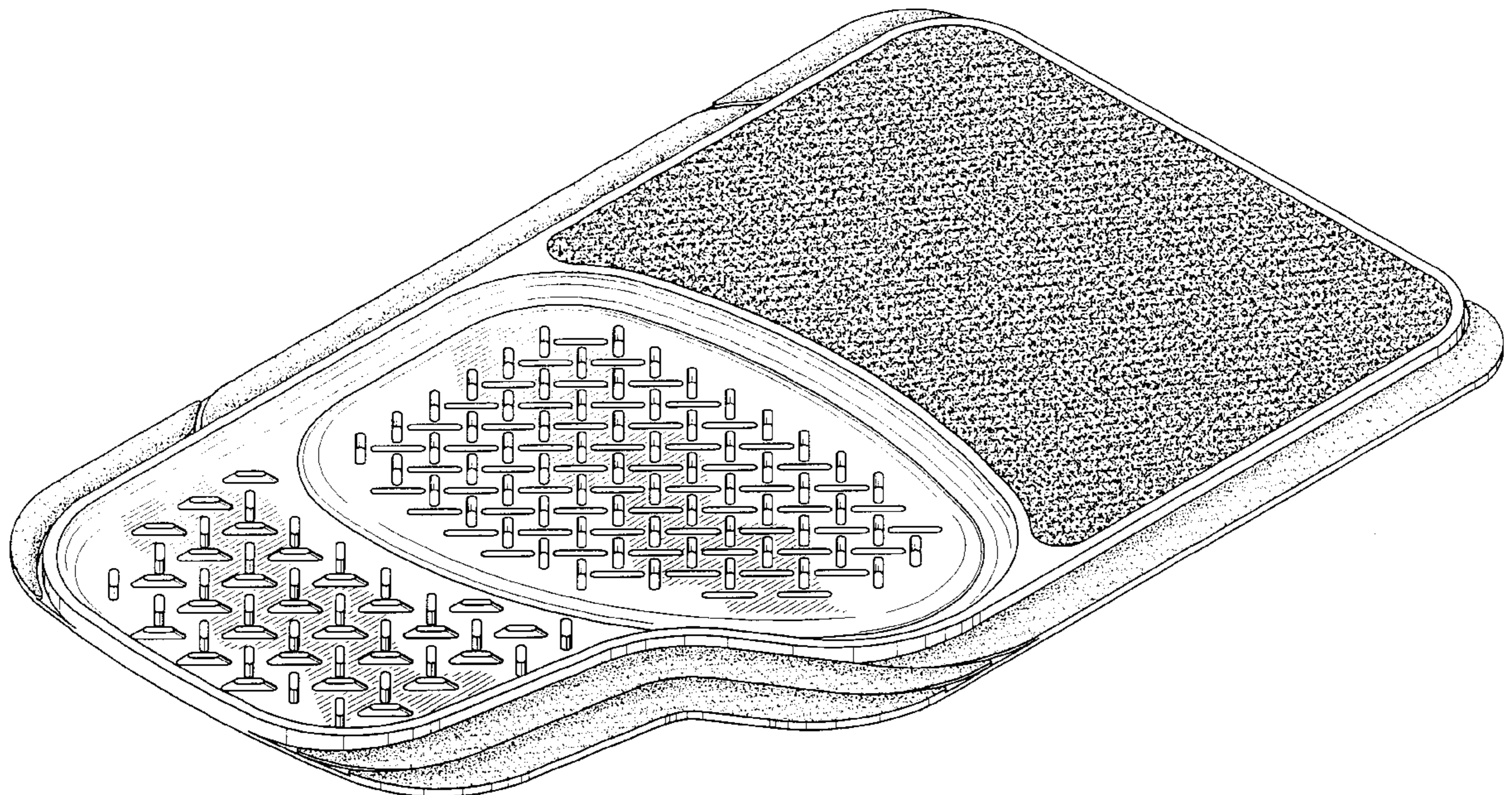
(57) **CLAIM**

The ornamental design for a floor mat for vehicles, as shown and described.

**DESCRIPTION**

FIG. 1 is a perspective view of a floor mat for vehicles showing my new design;  
FIG. 2 is a front elevational view thereof;  
FIG. 3 is a rear elevational view thereof;  
FIG. 4 is a left side elevational view thereof;  
FIG. 5 is a right side elevational view thereof;  
FIG. 6 is a top plan view thereof; and,  
FIG. 7 is a bottom plan view thereof.

**1 Claim, 5 Drawing Sheets**



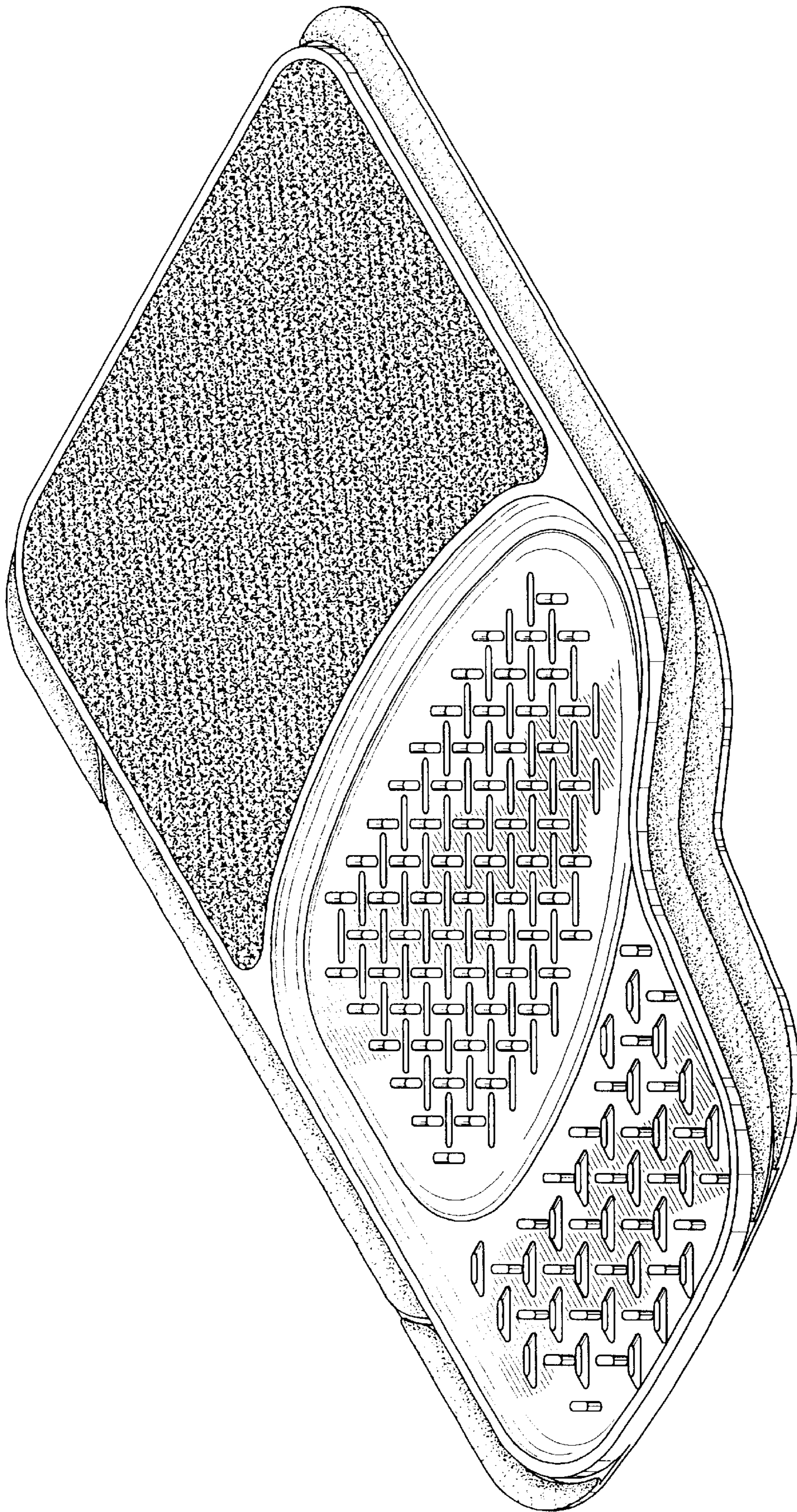


FIG. 1

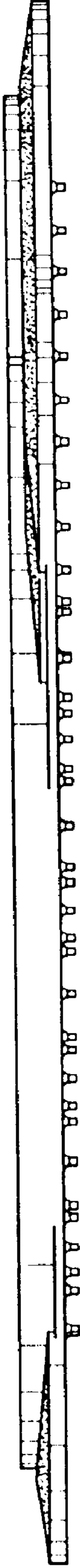


FIG. 2

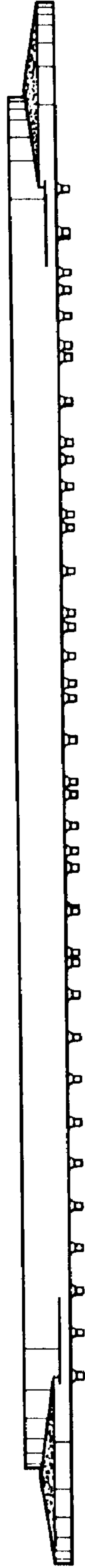


FIG. 3



FIG. 4



FIG. 5

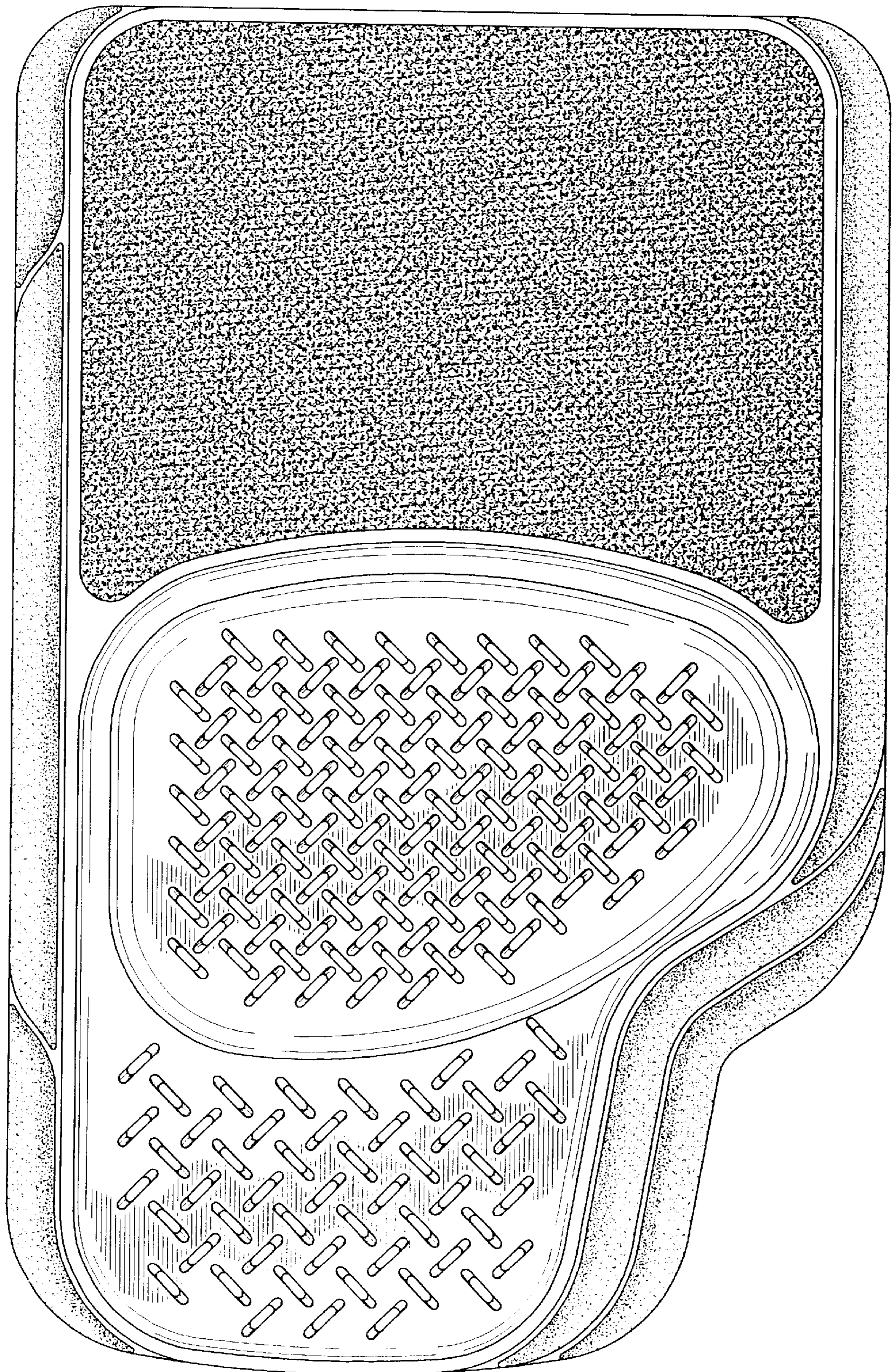


FIG. 6

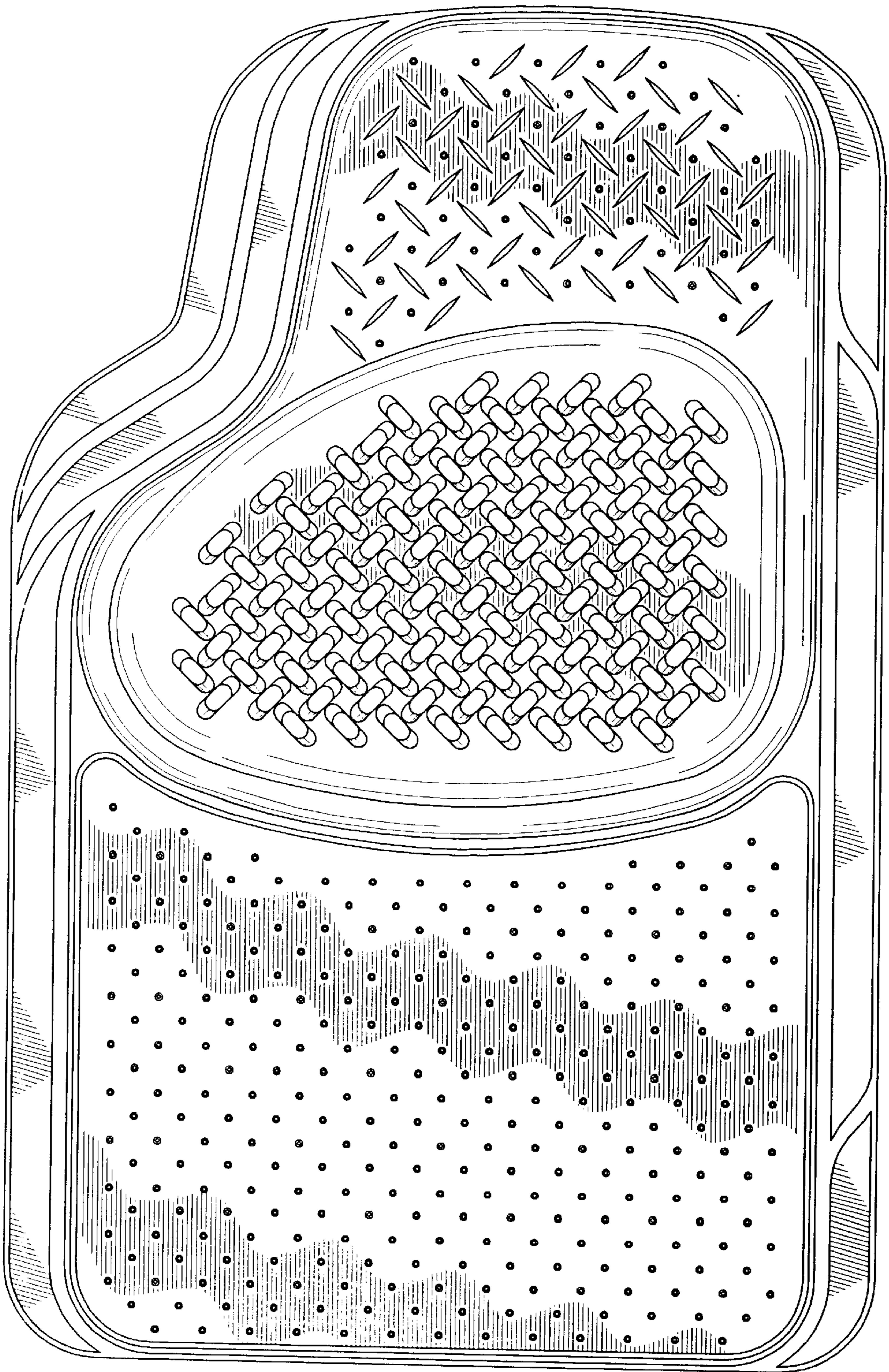


FIG. 7