



US00D454322S

(12) **United States Design Patent**  
**Lu**

(10) **Patent No.:** **US D454,322 S**

(45) **Date of Patent:** **\*\* Mar. 12, 2002**

(54) **FLOOR MAT FOR VEHICLES**

(75) Inventor: **Michael Lu**, Tainan Hsien (TW)

(73) Assignee: **Packy Poda, Inc.**, Tainan Hsien (TW)

(\*\*) Term: **14 Years**

(21) Appl. No.: **29/147,248**

(22) Filed: **Aug. 24, 2001**

(51) **LOC (7) Cl.** ..... **12-16**

(52) **U.S. Cl.** ..... **12/203**

(58) **Field of Search** ..... D12/203; D6/582-586,  
D6/592; 296/97.23; 15/215-217; 428/141;  
280/163, 164.1

(56) **References Cited**

**U.S. PATENT DOCUMENTS**

- D358,571 S \* 5/1995 Thundercloud ..... D12/203
- D420,966 S \* 2/2000 Dewar et al. .... D12/203
- D421,950 S \* 3/2000 Lu ..... D12/203
- D429,204 S \* 8/2000 Lu ..... D12/203

D432,478 S \* 10/2000 Lu ..... D12/203

D433,983 S \* 11/2000 Lu ..... D12/203

D442,902 S \* 5/2001 Iacovelli et al. .... D12/203

\* cited by examiner

*Primary Examiner*—Stacia Cadmus

(74) *Attorney, Agent, or Firm*—Alan Kamrath; Rider,  
Bennett, Egan & Arundel, LLP

(57) **CLAIM**

The ornamental design for a floor mat for vehicles, as shown and described.

**DESCRIPTION**

FIG. 1 is a perspective view of a floor mat for vehicles showing my new design;

FIG. 2 is a front elevational view thereof;

FIG. 3 is a rear elevational view thereof;

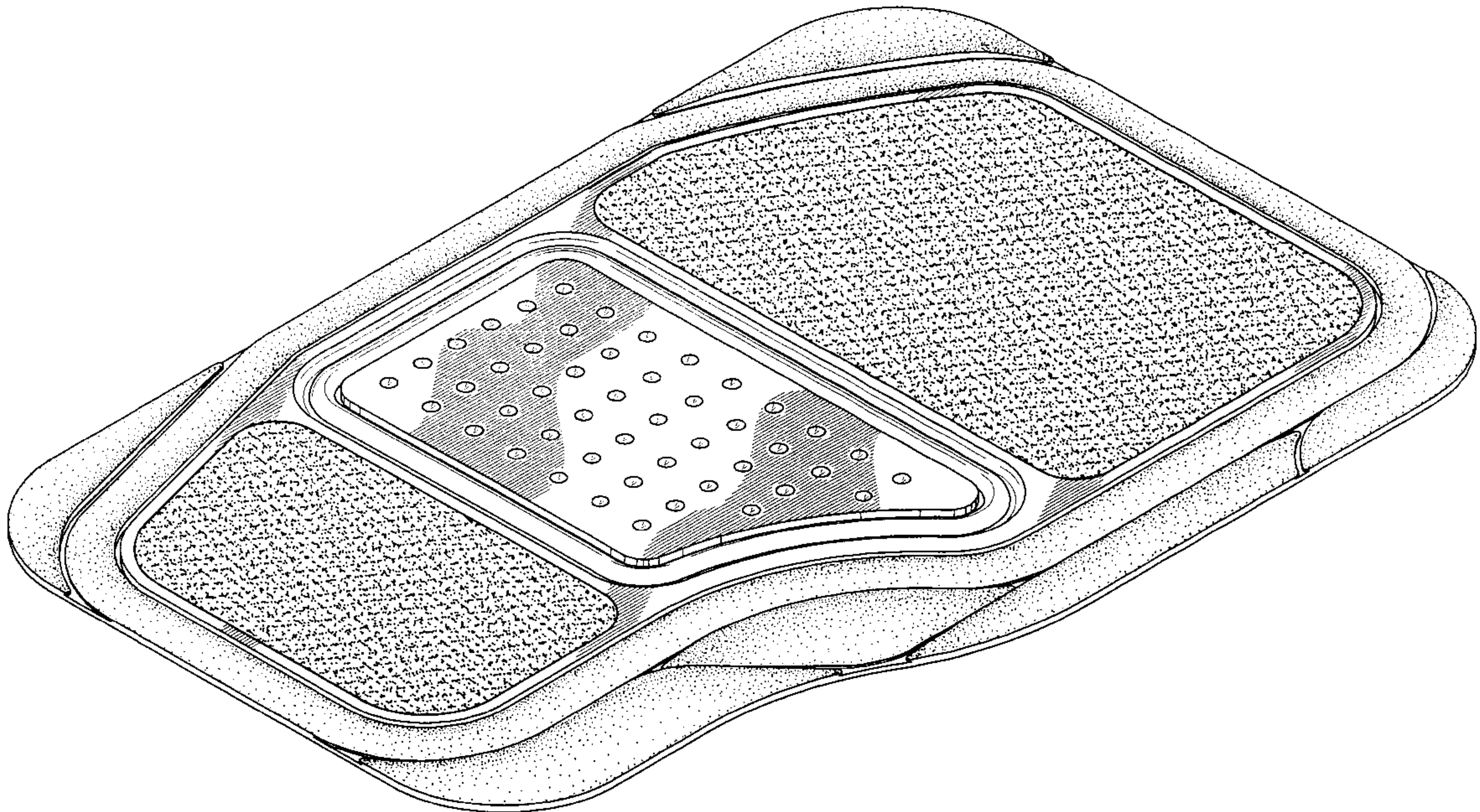
FIG. 4 is a left side elevational view thereof;

FIG. 5 is a right side elevational view thereof;

FIG. 6 is a top plan view thereof; and,

FIG. 7 is a bottom plan view thereof.

**1 Claim, 5 Drawing Sheets**





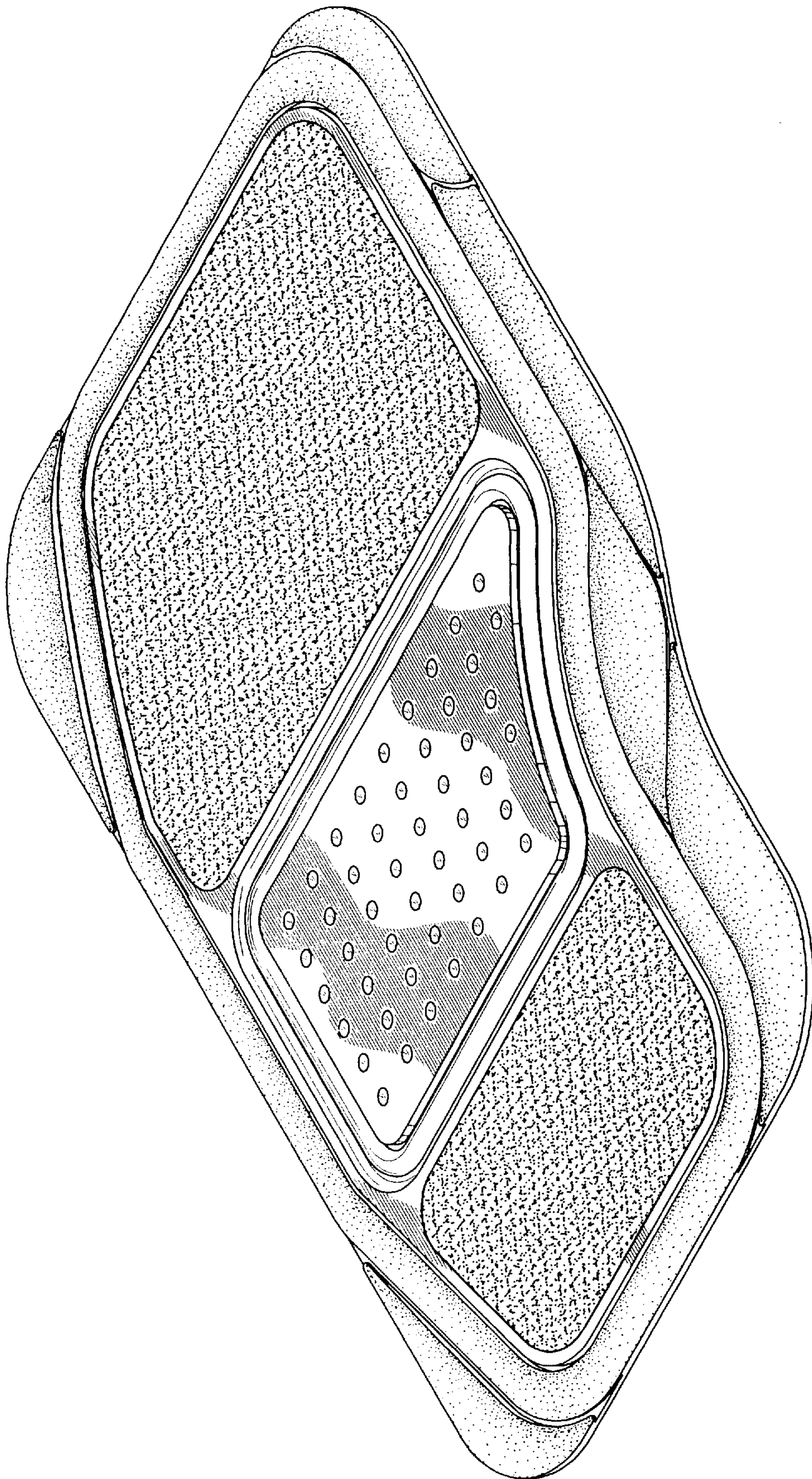


FIG. 1



FIG. 2

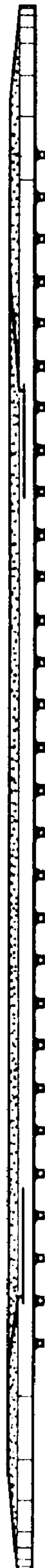


FIG. 3



FIG. 4



FIG. 5



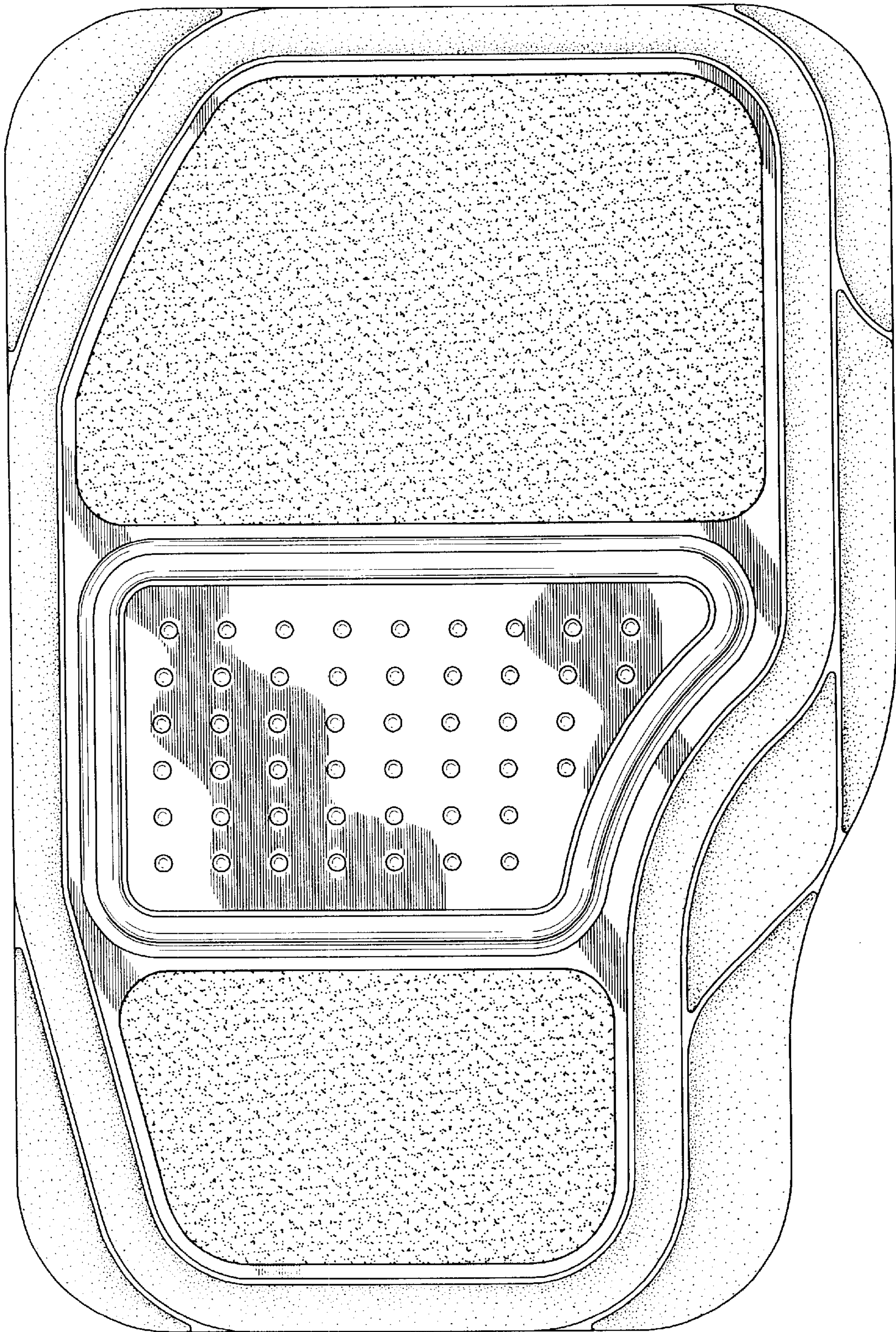


FIG. 6



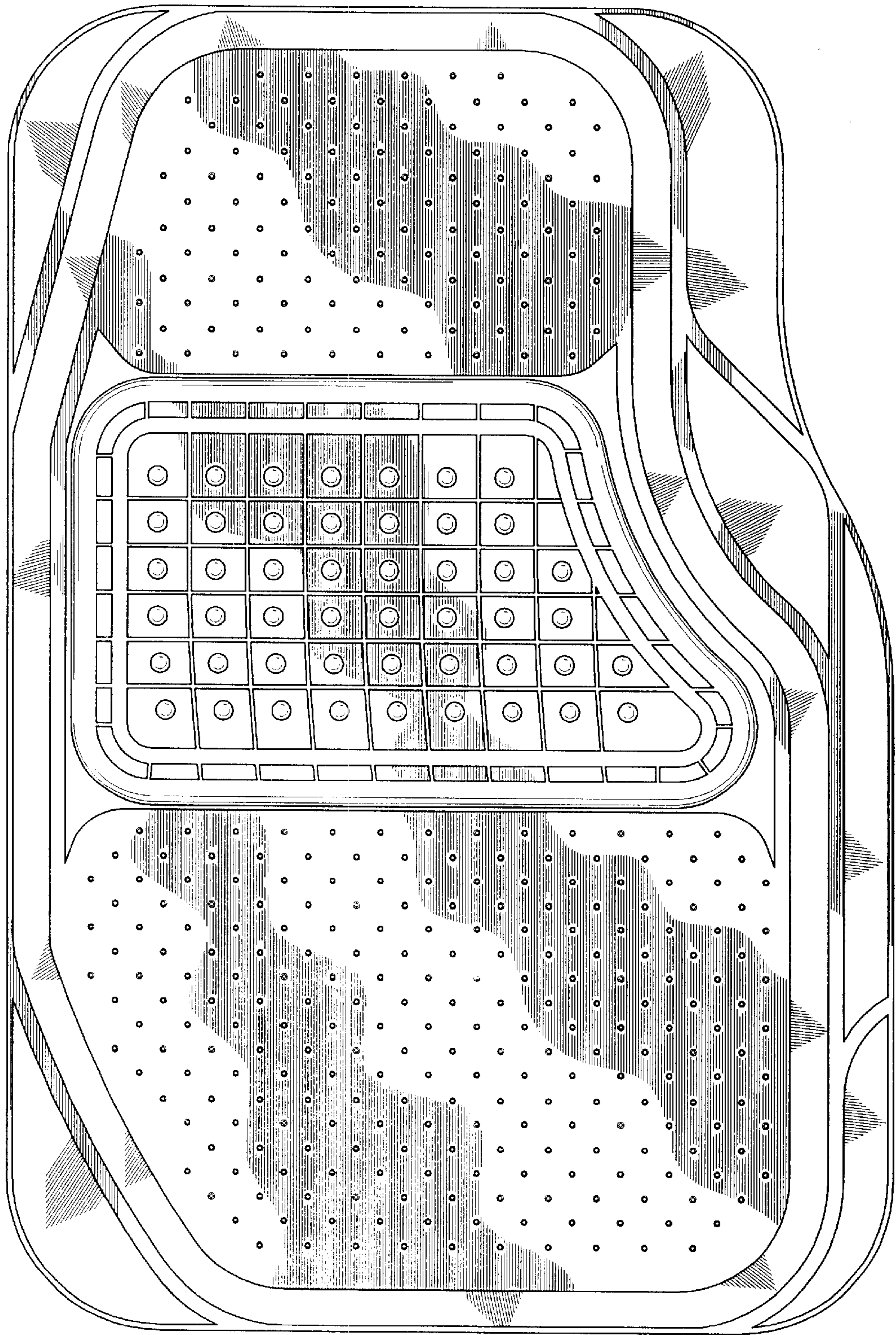


FIG. 7