



US00D454321S

(12) **United States Design Patent**  
**Lu**

(10) **Patent No.:** **US D454,321 S**

(45) **Date of Patent:** **\*\* Mar. 12, 2002**

(54) **FLOOR MAT FOR VEHICLES**

(75) Inventor: **Michael Lu**, Tainan Hsien (TW)

(73) Assignee: **Packy Poda, Inc.**, Tainan Hsien (TW)

(\*\*) Term: **14 Years**

(21) Appl. No.: **29/147,247**

(22) Filed: **Aug. 24, 2001**

(51) **LOC (7) Cl.** ..... **12-16**

(52) **U.S. Cl.** ..... **D12/203**

(58) **Field of Search** ..... D12/203; D6/582-586,  
D6/592; 296/97.23; 15/215-217; 428/141;  
280/163, 164.1

(56) **References Cited**

**U.S. PATENT DOCUMENTS**

D358,571 S	*	5/1995	Thundercloud	.....	D12/203
D420,965 S	*	2/2000	Iacovelli	.....	D12/203
D422,256 S	*	4/2000	Lu	.....	D12/203
D424,498 S	*	5/2000	Iacovelli	.....	D12/203
D429,204 S	*	8/2000	Lu	.....	D12/203
D432,478 S	*	10/2000	Lu	.....	D12/203

D432,966 S	*	10/2000	Iacovelli et al.	.....	D12/203
D433,983 S	*	11/2000	Lu	.....	D12/203
D439,874 S	*	4/2001	Hussaini et al.	.....	D12/203
D442,902 S	*	5/2001	Iacovelli et al.	.....	D12/203
D447,104 S	*	8/2001	Kraines	.....	D12/203

\* cited by examiner

*Primary Examiner*—Stacia Cadmus

(74) *Attorney, Agent, or Firm*—Alan Kamrath; Rider, Bennett, Egan & Arundel, LLP

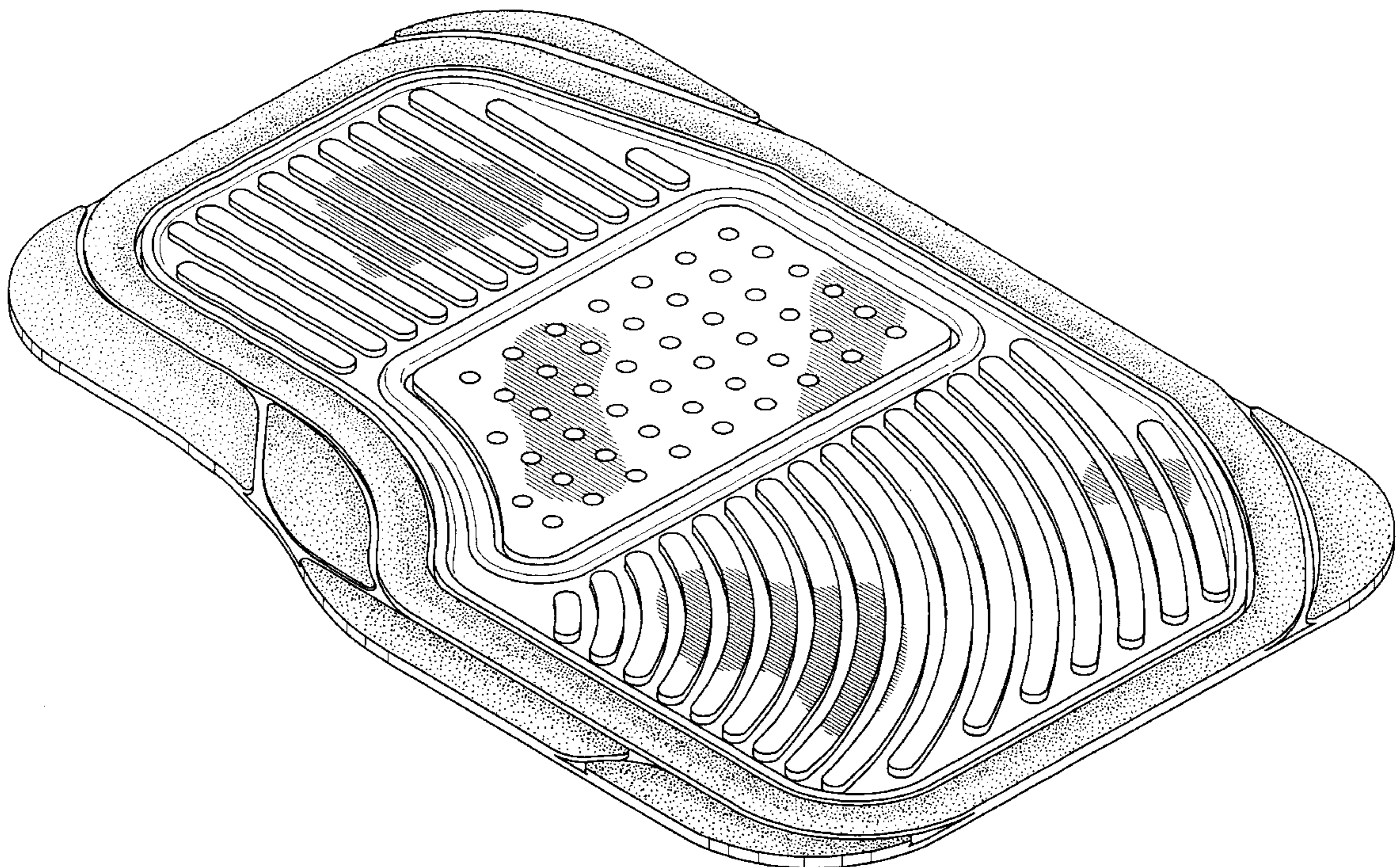
(57) **CLAIM**

The ornamental design for a floor mat for vehicles, as shown and described.

**DESCRIPTION**

FIG. 1 is a perspective view of a floor mat for vehicles showing my new design;  
FIG. 2 is a front elevational view thereof;  
FIG. 3 is a rear elevational view thereof;  
FIG. 4 is a left side elevational view thereof;  
FIG. 5 is a right side elevational view thereof;  
FIG. 6 is a top plan view thereof; and,  
FIG. 7 is a bottom plan view thereof.

**1 Claim, 5 Drawing Sheets**



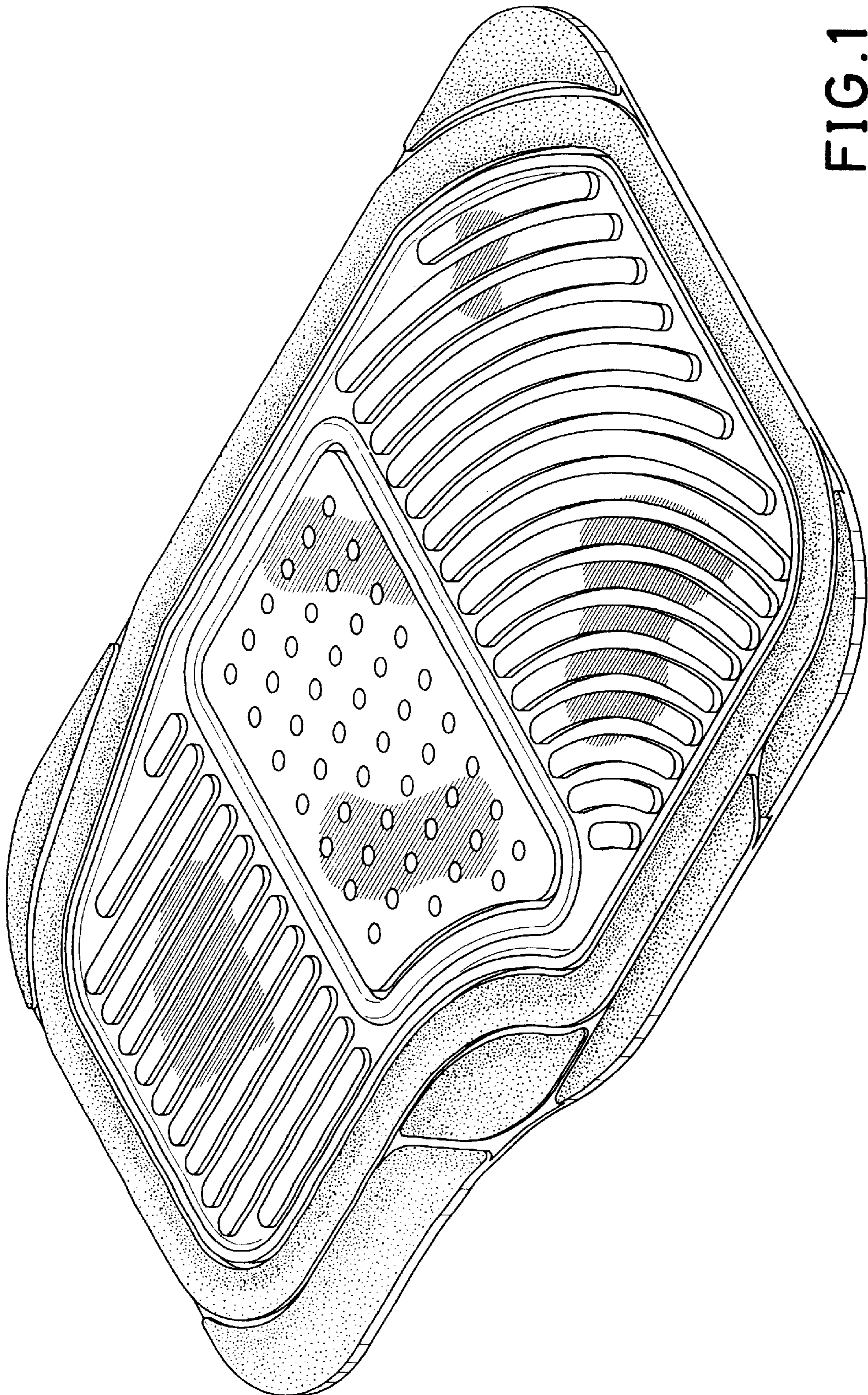


FIG. 1



FIG. 2

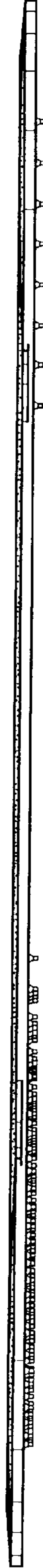


FIG. 3

FIG.4



FIG.5



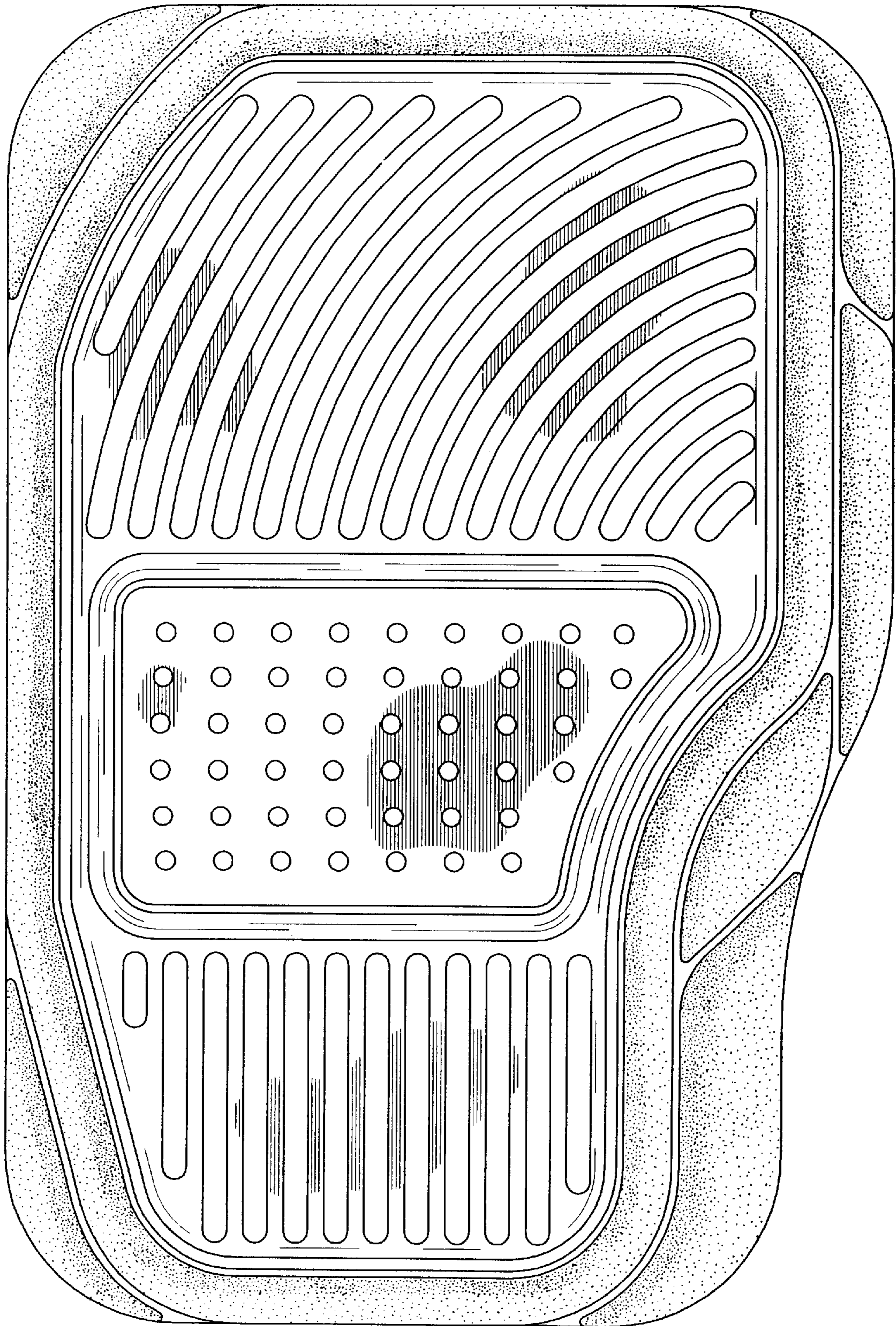


FIG.6

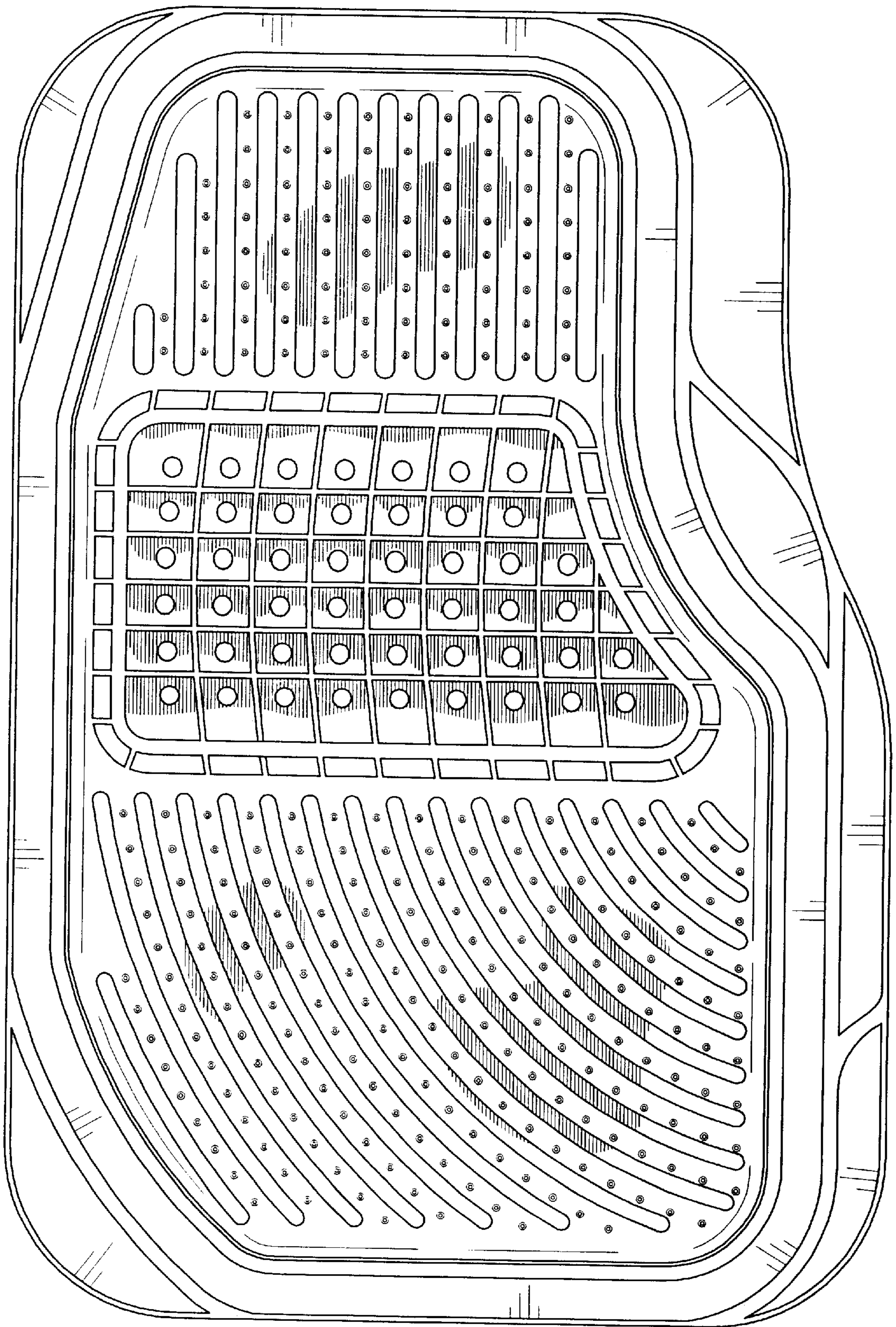


FIG.7