



US00D454320S

(12) **United States Design Patent**
Martin

(10) **Patent No.:** **US D454,320 S**

(45) **Date of Patent:** **** Mar. 12, 2002**

(54) **MOTORCYCLE EXHAUST PIPES**

(76) **Inventor:** **Jeffrey Lee Martin**, 207 Terrace,
DeSoto, TX (US) 75115

(**) **Term:** **14 Years**

(21) **Appl. No.:** **29/146,366**

(22) **Filed:** **Aug. 8, 2001**

(51) **LOC (7) Cl.** **12-16**

(52) **U.S. Cl.** **D12/194**

(58) **Field of Search** D12/194, 114;
D15/5; 181/227-228, 247-251, 264, 282;
60/299, 302, 313, 323; 123/312, 315; 239/127;
29/890.08, 282, 39.04, 39.5, 463

(56) **References Cited**

U.S. PATENT DOCUMENTS

D134,462 S	*	12/1942	Sprague	D12/194
D228,753 S	*	10/1973	Kryssing	D12/194
D238,267 S	*	12/1975	Strada	D12/194
D238,268 S	*	12/1975	Strada	D12/194
D368,247 S	*	3/1996	Jones	D12/194

D385,523 S	*	10/1997	Borla	D12/194
D399,467 S	*	10/1998	Erion et al.	D12/194
D435,498 S	*	12/2000	Bassani	D12/194
D445,074 S	*	7/2001	Feuling	D12/194

* cited by examiner

Primary Examiner—Stacia Cadmus

(74) *Attorney, Agent, or Firm*—Jenkins & Gilchrist, a
Professional Corporation; William D. Wiese

(57) **CLAIM**

The ornamental design for a motorcycle exhaust pipes, as
shown and described.

DESCRIPTION

FIG. 1 is an isometric view of the motorcycle exhaust pipes
showing the new design;

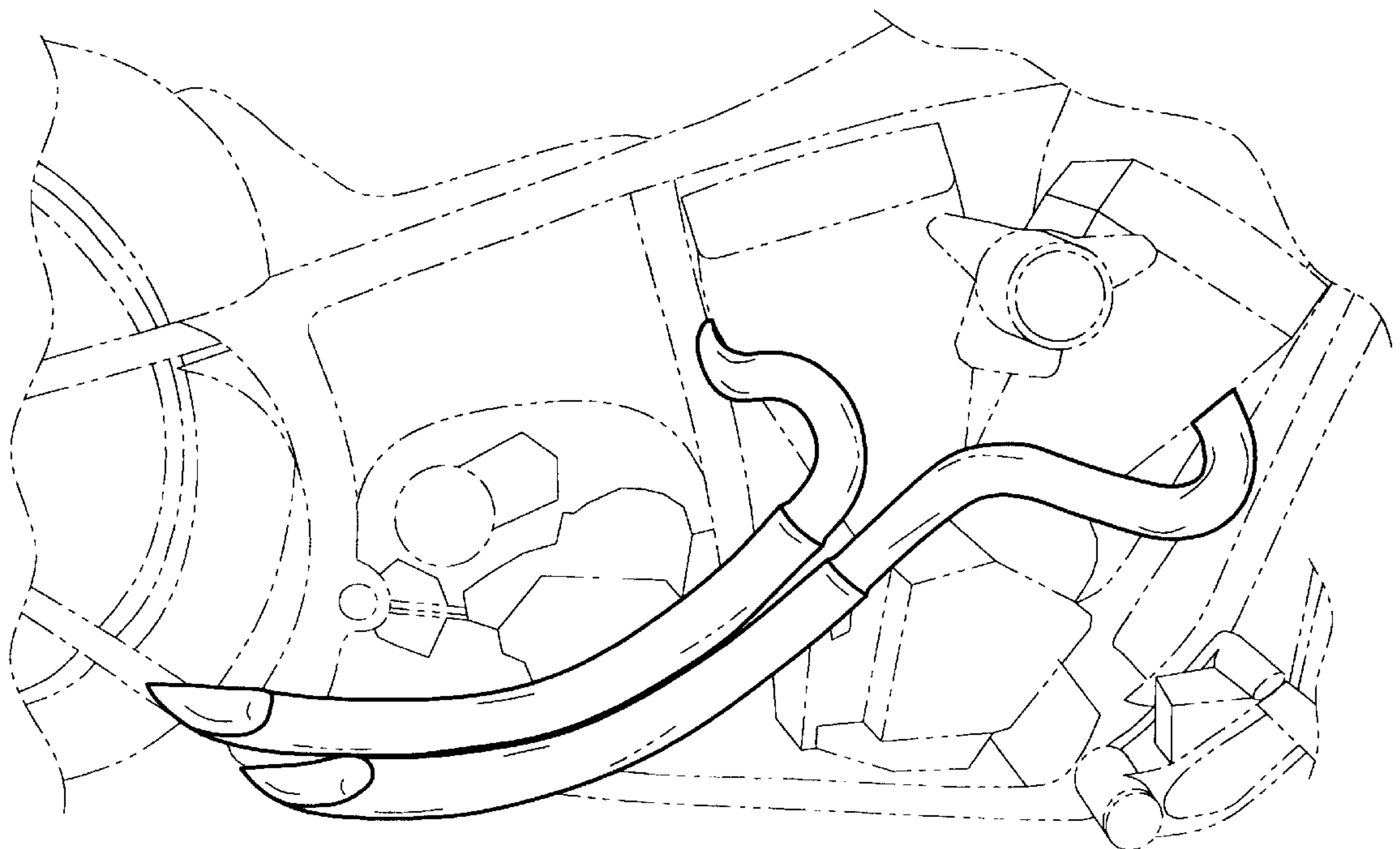
FIG. 2 is a right elevational view thereof;

FIG. 3 is a left elevational view thereof; and,

FIG. 4 is a top plan view thereof.

The broken line showing of environment is for illustrative
purposes only and forms no part of the claimed design.

1 Claim, 2 Drawing Sheets



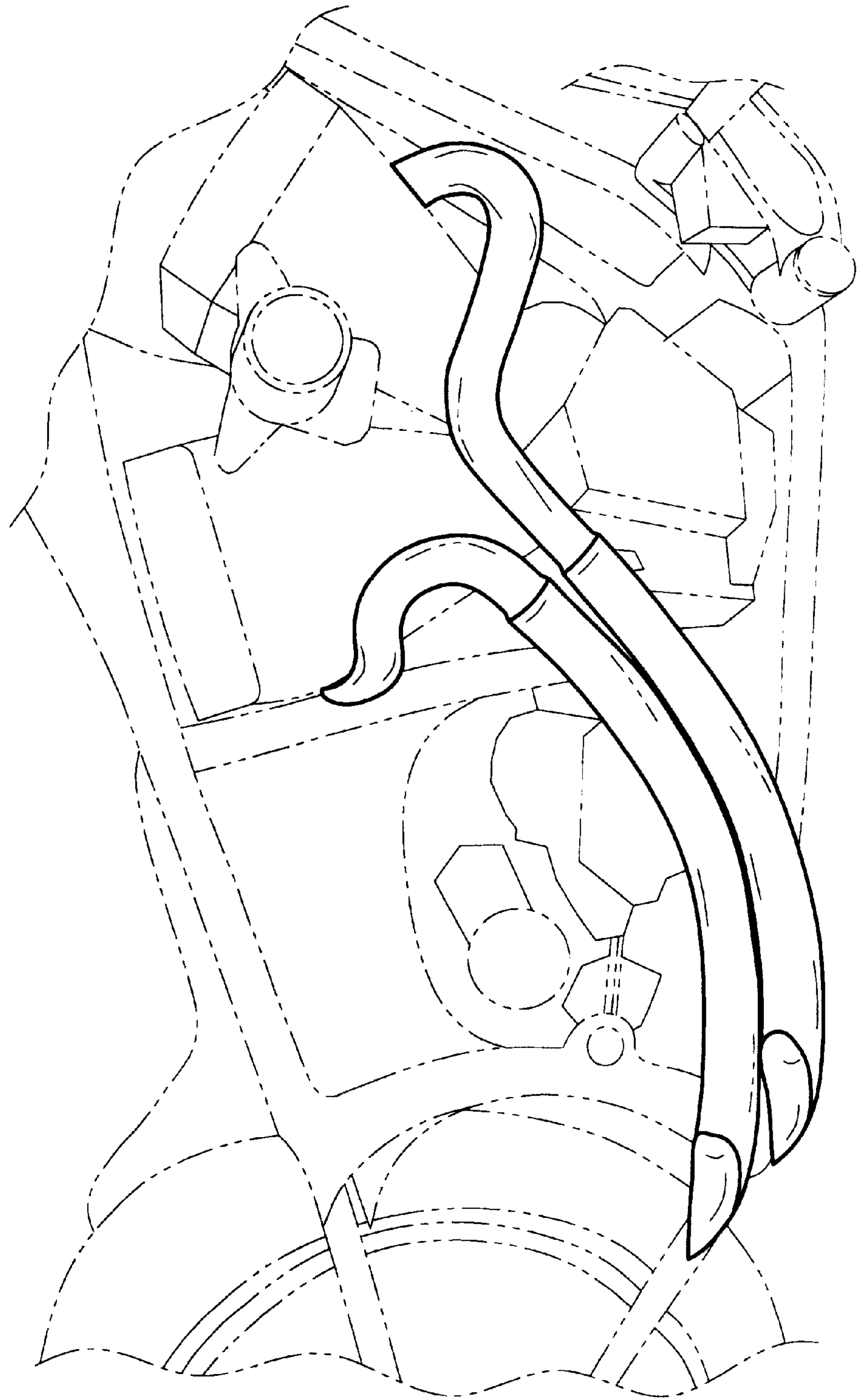


FIG. 1




FIG. 2

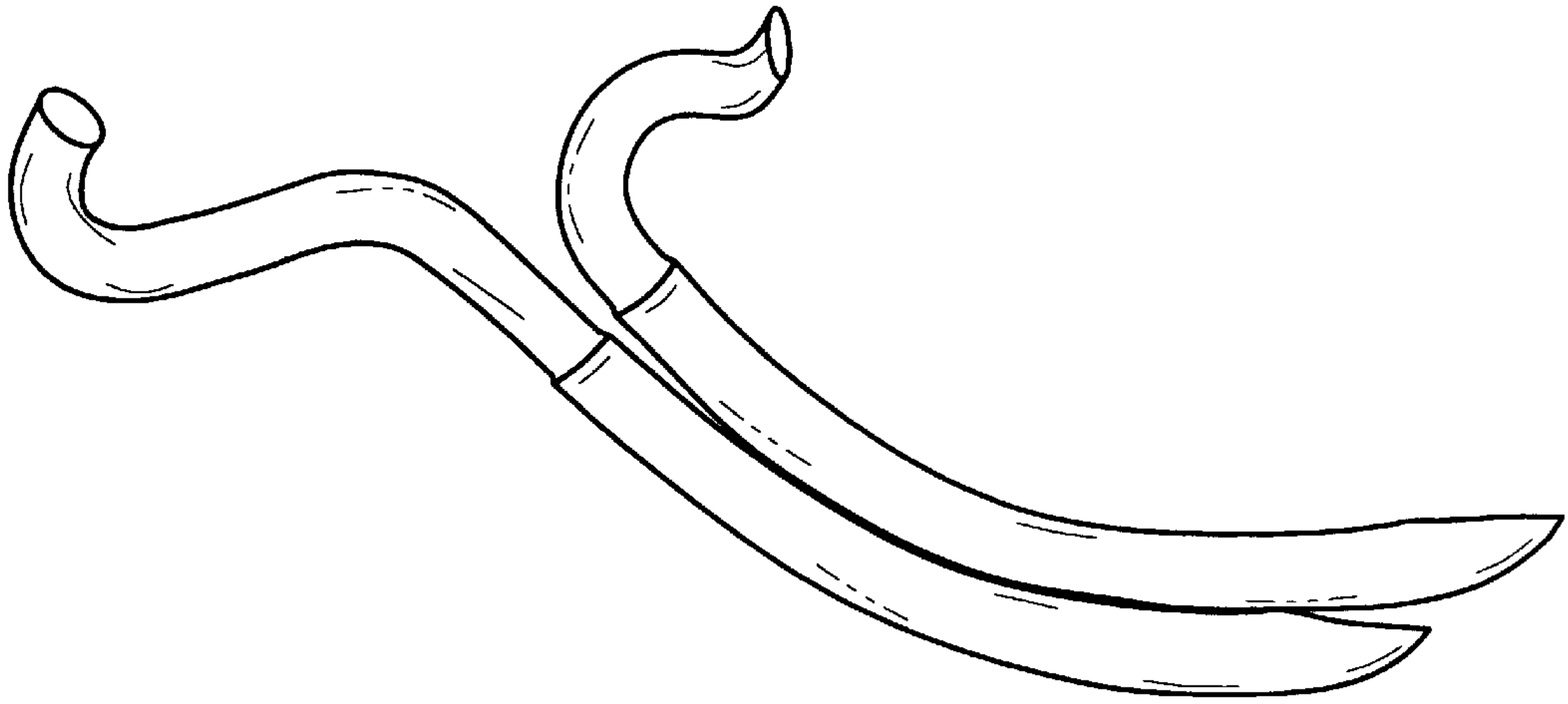


FIG. 3



FIG. 4