



US00D454315S

(12) **United States Design Patent**
Ambar

(10) **Patent No.:** **US D454,315 S**

(45) **Date of Patent:** **** Mar. 12, 2002**

(54) **FINGER RING**

(76) **Inventor:** **Betzalel Ambar**, 15824 Woodvale,
Encino, CA (US) 91436

(**) **Term:** **14 Years**

(21) **Appl. No.:** **29/136,380**

(22) **Filed:** **Jan. 30, 2001**

(51) **LOC (7) Cl.** **11-01**

(52) **U.S. Cl.** **D11/34**

(58) **Field of Search** D11/26-39, 1-5;
63/15, 15.1, 15.2, 15.3, 15.4, 15.45, 15.5,
15.6, 15.65, 15.7, 15.8, 15.9, 26-28, 3

(56) **References Cited**

U.S. PATENT DOCUMENTS

1,544,367	A	*	6/1925	Blaicher	63/15
1,708,324	A	*	4/1929	Peters	D11/26
2,123,666	A	*	7/1938	Sloss	63/15.3
D133,402	S	*	8/1942	Boucher	D11/27
3,653,227	A	*	4/1972	Ricci	63/29.1
D270,432	S	*	9/1983	Bulgari	D11/34
D455,057		*	7/2001	Chanaratsopon et al.	D11/27

OTHER PUBLICATIONS

Platinum Guild International USA magazine; Platinum Edition VI; 1998; p. 75; ring lower center on page.*

Platinum Guild International USA magazine; Platinum Edition VI; 1998; p. 89; ring lower center on page.*

Platinum Guild International USA magazine; Platinum Edition VI; 1998; p. 98; ring left side of page.*

Platinum Guild International USA magazine; Platinum Edition VII; 1999; p. 147; ring lower center on page.*

* cited by examiner

Primary Examiner—Cathy Anne MacCormac

(74) *Attorney, Agent, or Firm*—Howard C. Miskin; Gloria Tsui-Yip

(57) **CLAIM**

The ornamental design for a finger ring, as shown and described.

DESCRIPTION

FIG. 1 is a front elevational view of my new finger ring design, the rear elevational view being identical;

FIG. 2 is a left side view thereof, the right side view being identical;

FIG. 3 is a top plan view thereof;

FIG. 4 is a bottom plan view thereof;

FIG. 5 is a front elevational view of a second embodiment of FIG. 1, the rear elevational view is identical to FIG. 1; and

FIG. 6 is a left side view thereof, the right side view being a mirror image thereof; and,

FIG. 7 is a top plan view thereof, the bottom plan view corresponds to FIG. 4.

The darker shaded gemstones in FIGS. 2, 4 and 5 illustrate gemstones of a contrasting color.

1 Claim, 7 Drawing Sheets

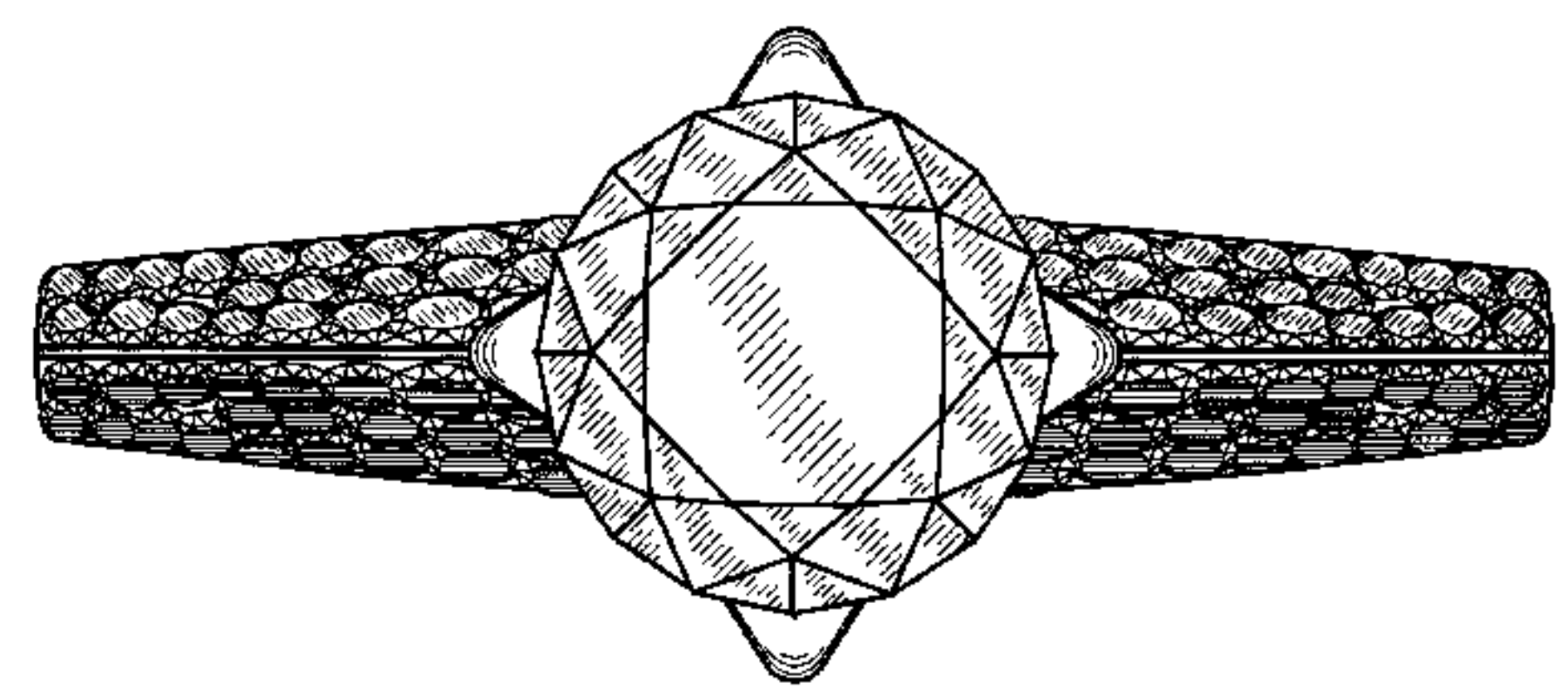
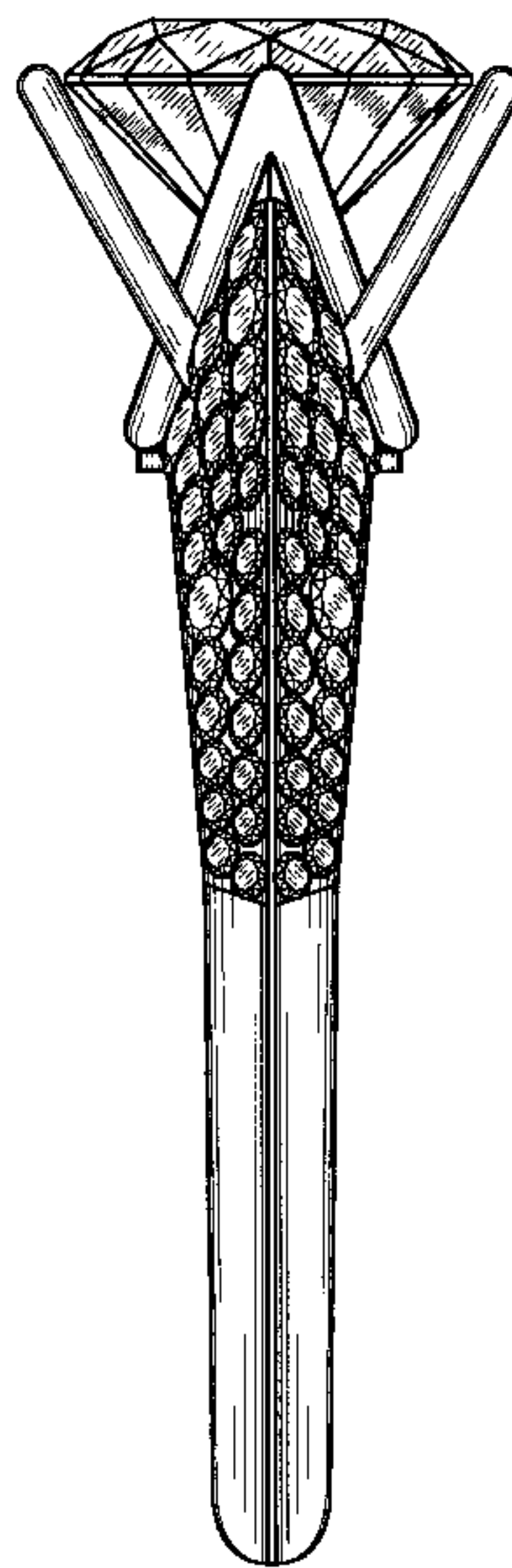





FIG. 1

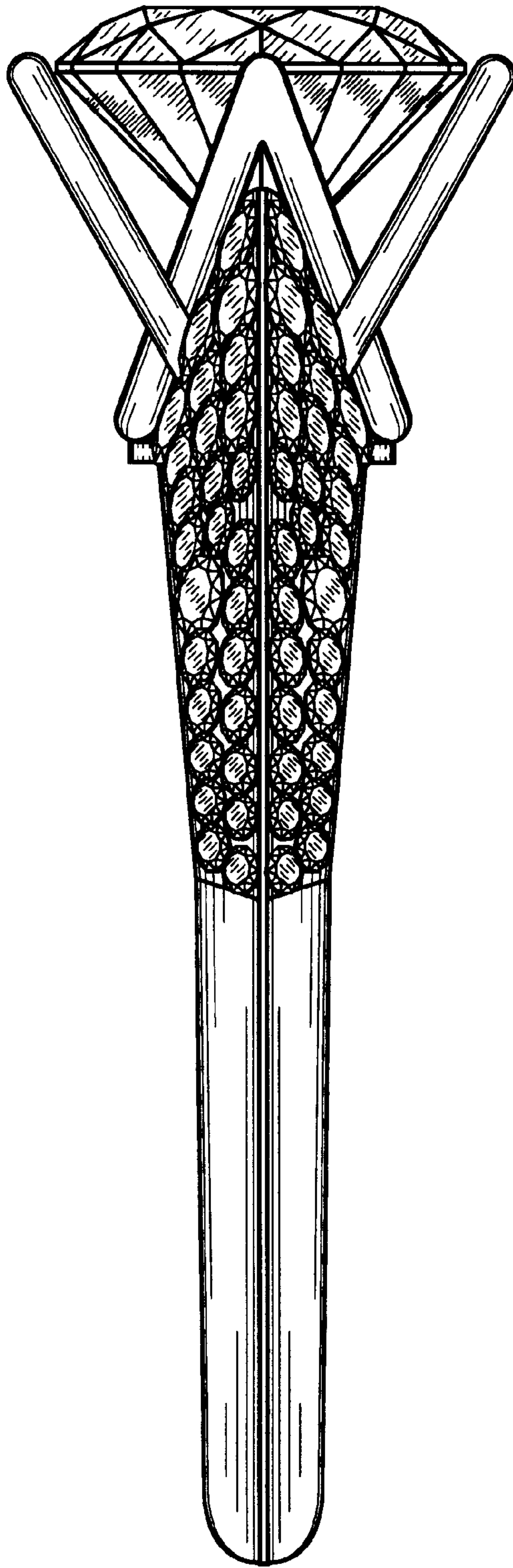


FIG. 2




FIG. 3




FIG. 4



FIG. 5

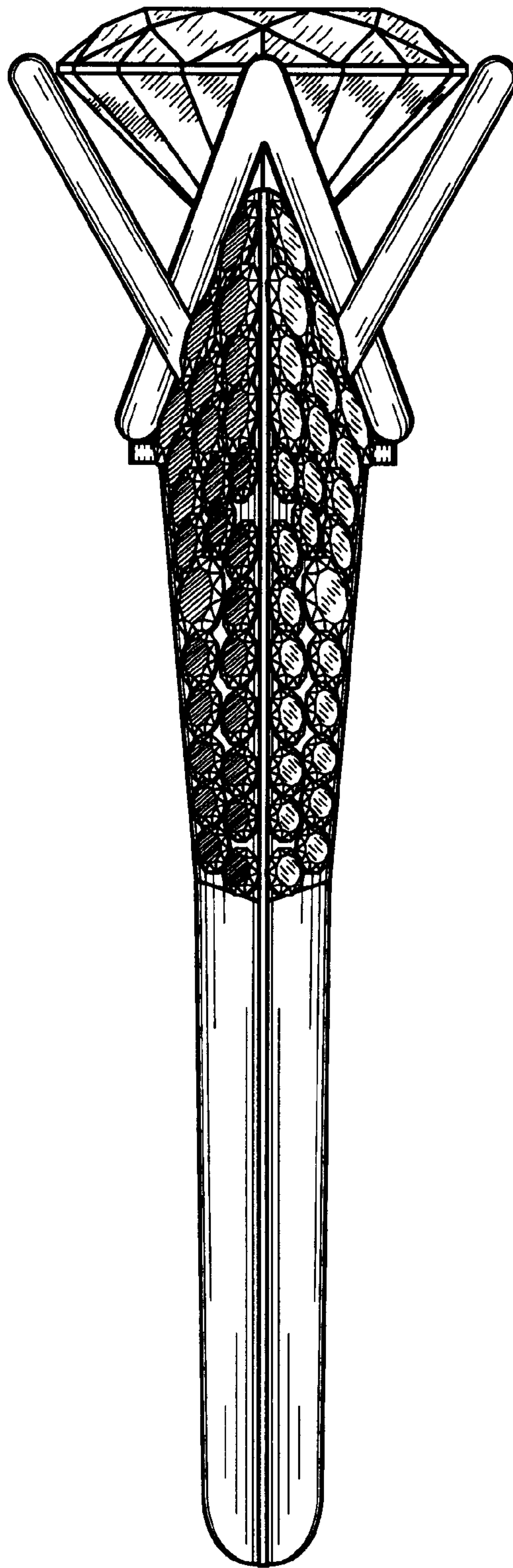


FIG. 6




FIG. 7