



US00D454314S

(12) **United States Design Patent**
Stewart

(10) **Patent No.:** **US D454,314 S**

(45) **Date of Patent:** **** Mar. 12, 2002**

(54) **SOLITAIRE RING**

(76) **Inventor:** **Erik Stewart**, 3230 N. Longfellow Ave., Tucson, AZ (US) 85712

(**) **Term:** **14 Years**

(21) **Appl. No.:** **29/141,471**

(22) **Filed:** **May 7, 2001**

(51) **LOC (7) Cl.** **11-01**

(52) **U.S. Cl.** **D11/27**

(58) **Field of Search** D11/3, 26-39;
63/15, 15.1, 15.2, 15.3, 15.4, 15.45, 15.5,
15.6, 15.65, 15.7, 15.8, 15.9, 3, 26-39

(56) **References Cited**

U.S. PATENT DOCUMENTS

D113,692 S	*	3/1939	Wittmayer	D11/26
D183,639 S	*	9/1958	Touraine	D11/28
D224,555 S	*	8/1972	Willner	D11/26
D325,179 S	*	4/1992	Fontannaz	D11/30
D430,814 S	*	9/2000	Lauper	D11/26
D437,248 S	*	2/2001	Cabarbaye	D11/26
D437,249 S	*	2/2001	Cabarbaye	D11/26

D437,565 S	*	2/2001	Grisoni	D11/26
D451,421 S	*	12/2001	Akkad	D11/26

* cited by examiner

Primary Examiner—Cathy Anne MacCormac
(74) *Attorney, Agent, or Firm*—David B. Waller

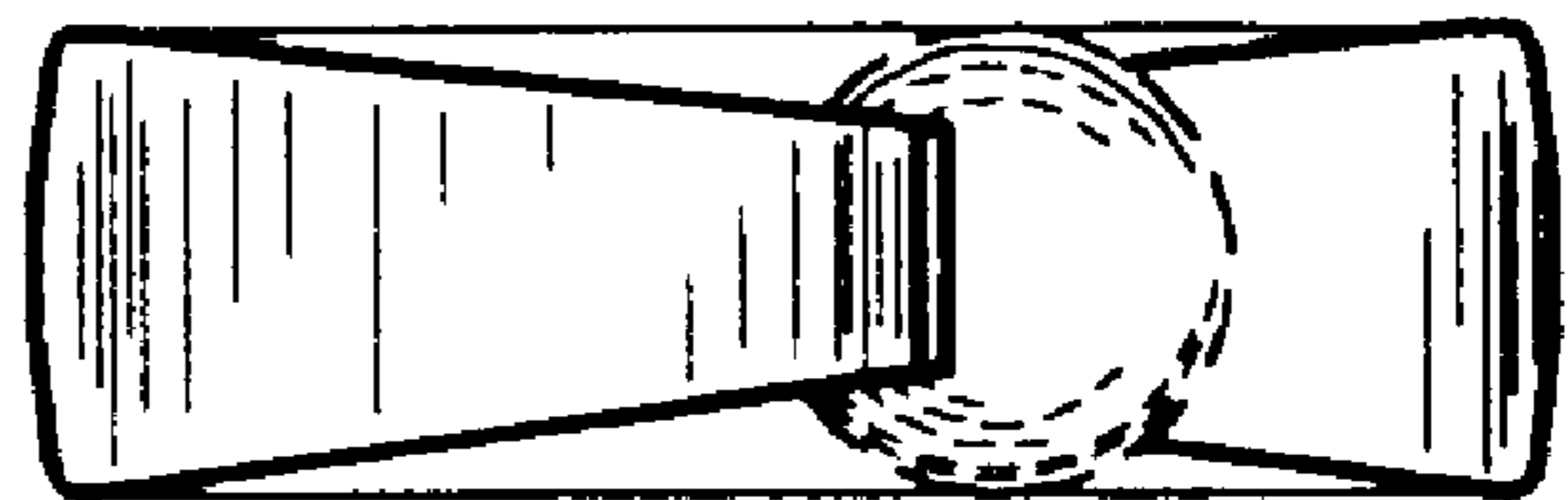
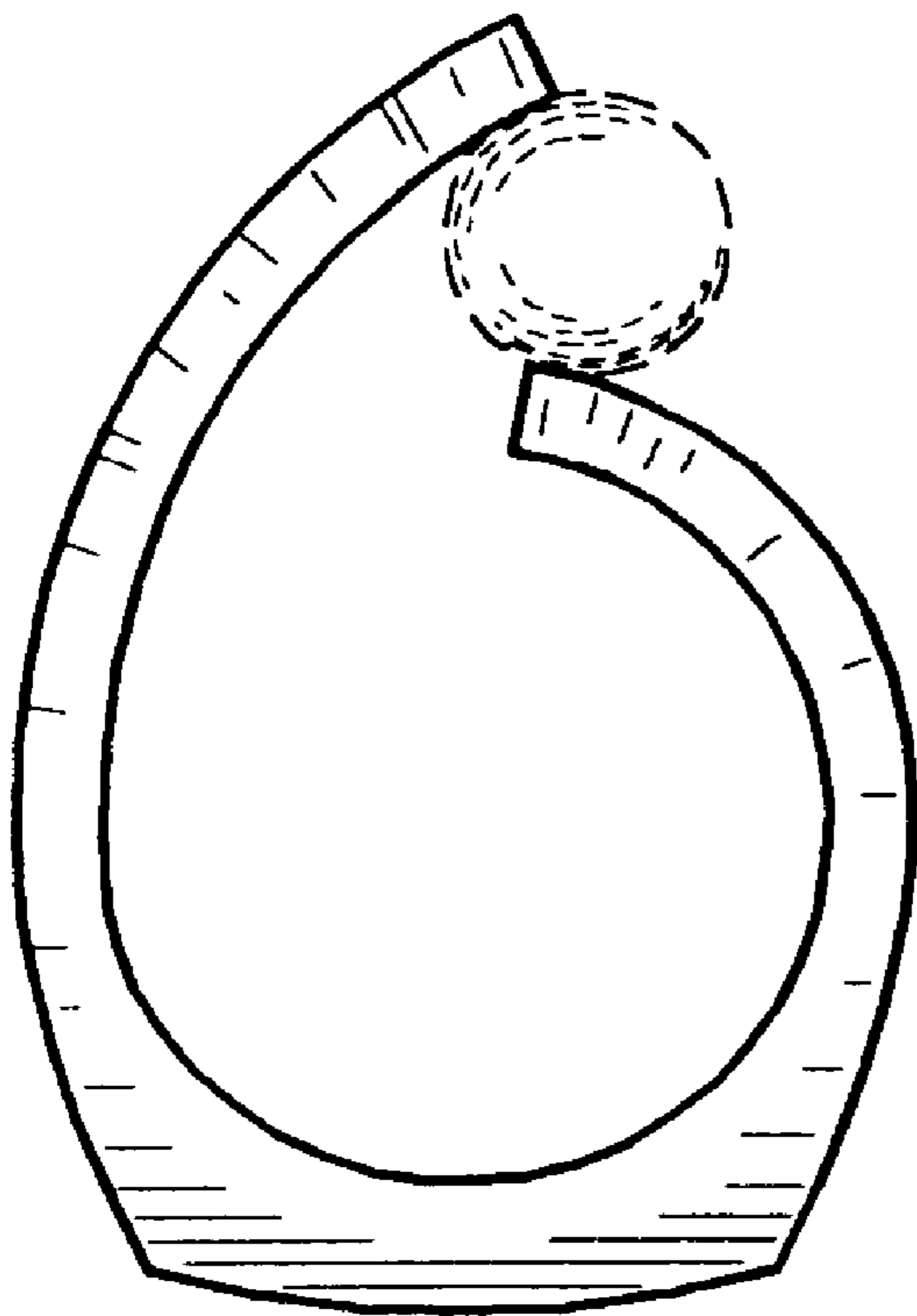
(57) **CLAIM**

The ornamental design for a solitaire ring, as shown in the figures.

DESCRIPTION

FIG. 1 is a right side elevational view of a solitaire ring showing my new design;
FIG. 2 is a front elevational view of the solitaire ring of FIG. 1;
FIG. 3 is a top plan view of the solitaire ring of FIG. 1;
FIG. 4 is a rear elevational view of the solitaire ring of FIG. 1; and,
FIG. 5 is a bottom plan view of the solitaire ring of FIG. 1. The broken lines in FIGS. 1, 2 and 3 are for illustrative purposes only and form no part of the claim design.

1 Claim, 1 Drawing Sheet



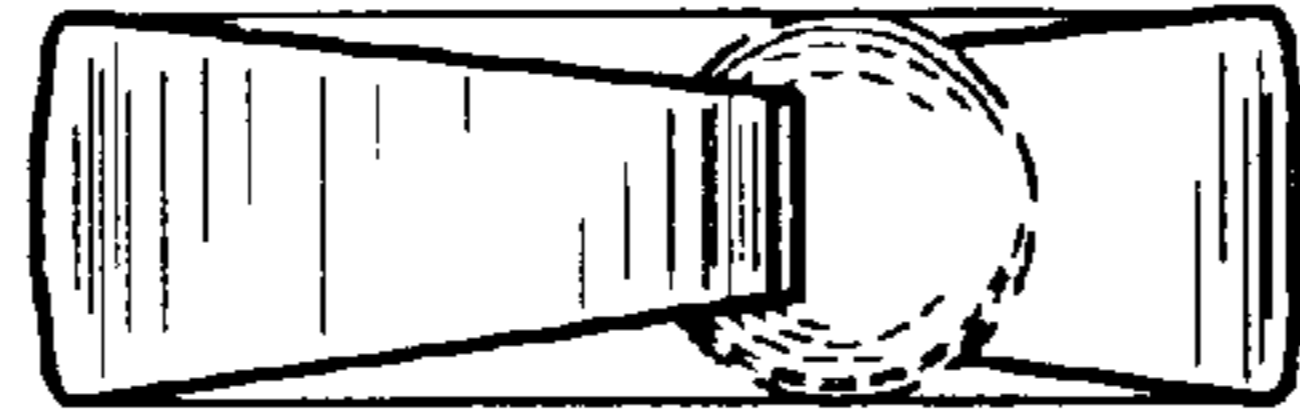


FIG. 3

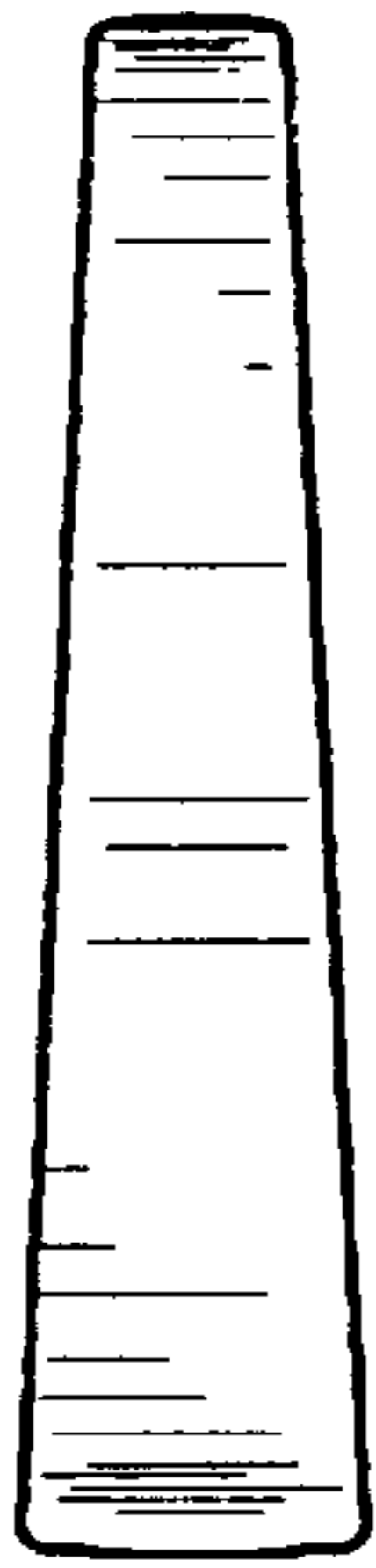


FIG. 4

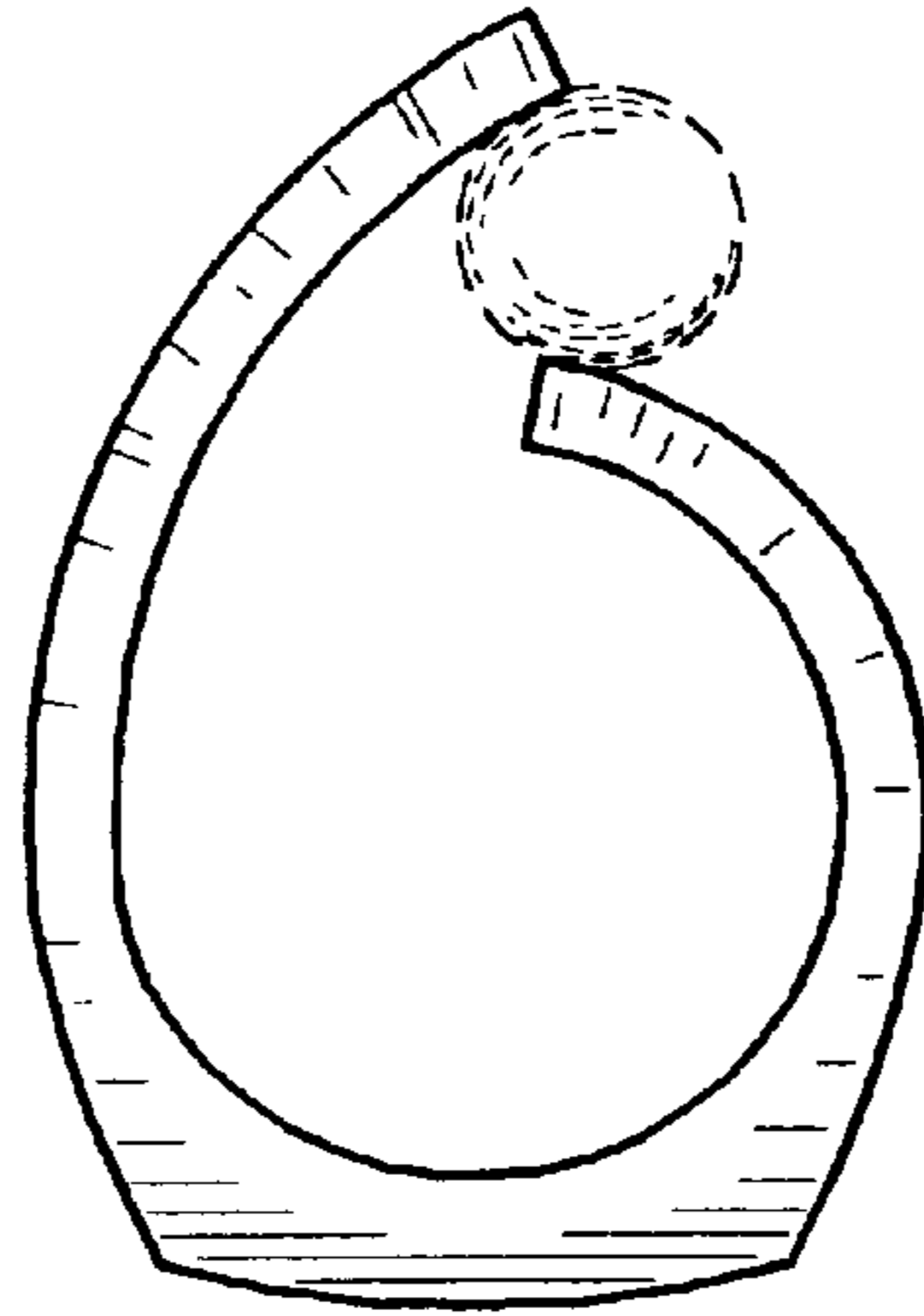


FIG. 1

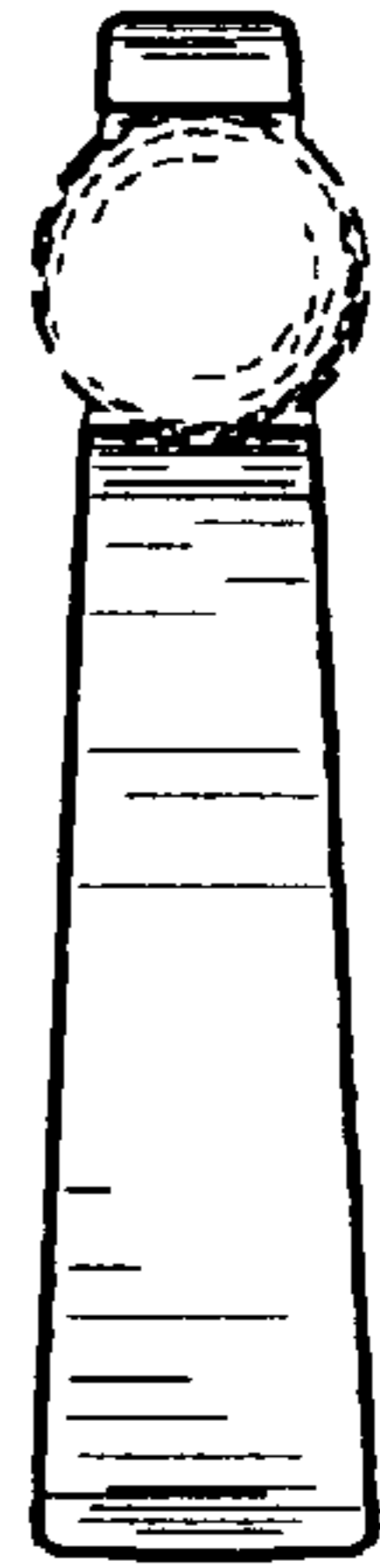


FIG. 2




FIG. 5