



US00D454308S

(12) **United States Design Patent**
Scheida

(10) **Patent No.:** **US D454,308 S**

(45) **Date of Patent:** **** Mar. 12, 2002**

(54) **BOTTLE**

(75) **Inventor:** **Luigi Scheida, Downsvew (CA)**

(73) **Assignee:** **Polybottle Group Limited, Brampton (CA)**

(**) **Term:** **14 Years**

(21) **Appl. No.:** **29/130,923**

(22) **Filed:** **Oct. 12, 2000**

(51) **LOC (7) Cl.** **09-01**

(52) **U.S. Cl.** **D9/523**

(58) **Field of Search** D9/516, 520, 523-528,
D9/530-531, 543, 560, 563, 575; 215/381-384,
396, 398, 400

(56) **References Cited**

U.S. PATENT DOCUMENTS

| | | | | | |
|-------------|---|---------|-----------------|-------|---------|
| D35,668 S | * | 2/1902 | Taussig | | D9/520 |
| D194,071 S | * | 11/1962 | Anderson et al. | | D9/523 |
| D220,679 S | * | 5/1971 | Finkel | | D9/523 |
| 4,463,860 A | * | 8/1984 | Yoshino et al. | | 215/376 |
| D282,636 S | * | 2/1986 | Beaver et al. | | D9/523 |
| D314,703 S | * | 2/1991 | Segati | | D9/523 |
| D328,431 S | * | 8/1992 | Skidmore et al. | | D9/523 |

| | | | | | |
|------------|---|--------|----------------|-------|--------|
| D337,946 S | * | 8/1993 | Bridger et al. | | D9/523 |
| D338,406 S | * | 8/1993 | Bennebroek | | D9/523 |
| D358,993 S | * | 6/1995 | Hot | | D9/570 |
| D382,204 S | * | 8/1997 | Beaver | | D9/523 |

* cited by examiner

Primary Examiner—Ted Shooman

Assistant Examiner—Carol Rademaker

(74) *Attorney, Agent, or Firm*—George A. Seaby

(57) **CLAIM**

The ornamental design for a bottle, as shown and described.

DESCRIPTION

FIG. 1 is a perspective view of the bottle from one side and one end;

FIG. 2 is a perspective view of the bottle from the other side and the other end thereof;

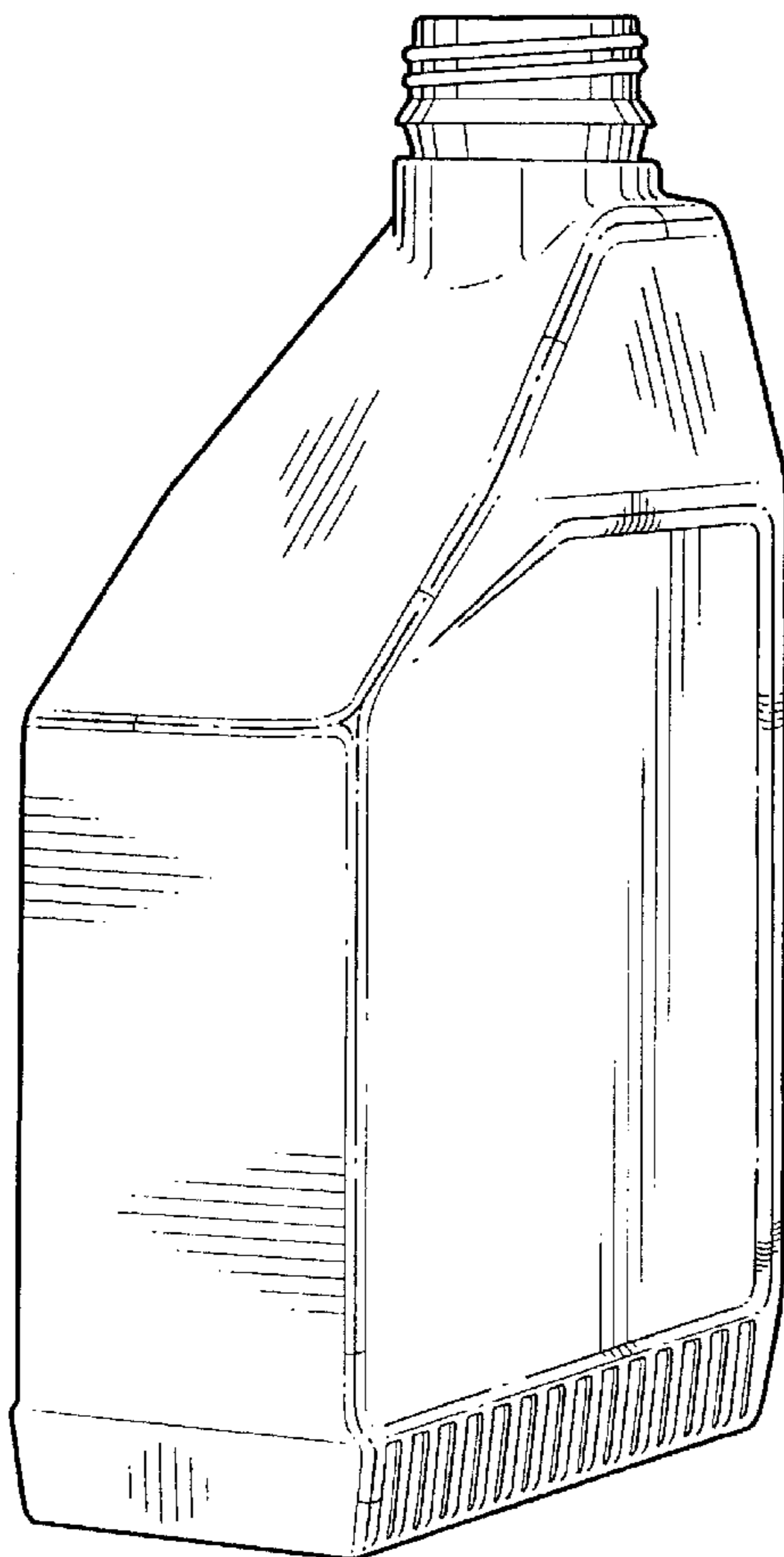
FIG. 3 is a top elevational view thereof;

FIG. 4 is a side elevational view of the bottle, the other side being the mirror image thereof;

FIG. 5 is an end elevational view of the bottle as seen from the right of FIG. 4; and,

FIG. 6 is an end elevational view of the bottle as seen from the left of FIG. 4.

1 Claim, 2 Drawing Sheets



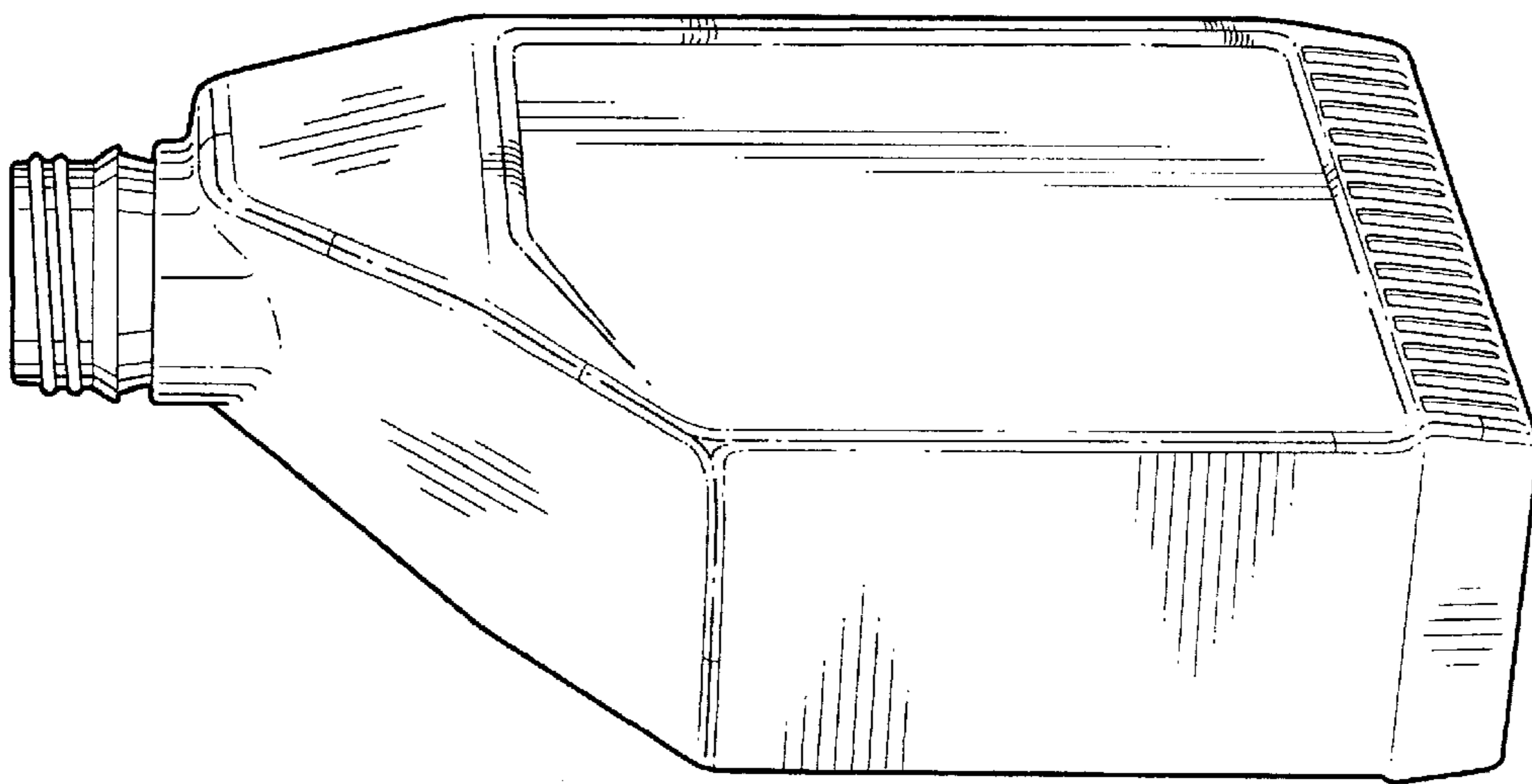


FIG. 1

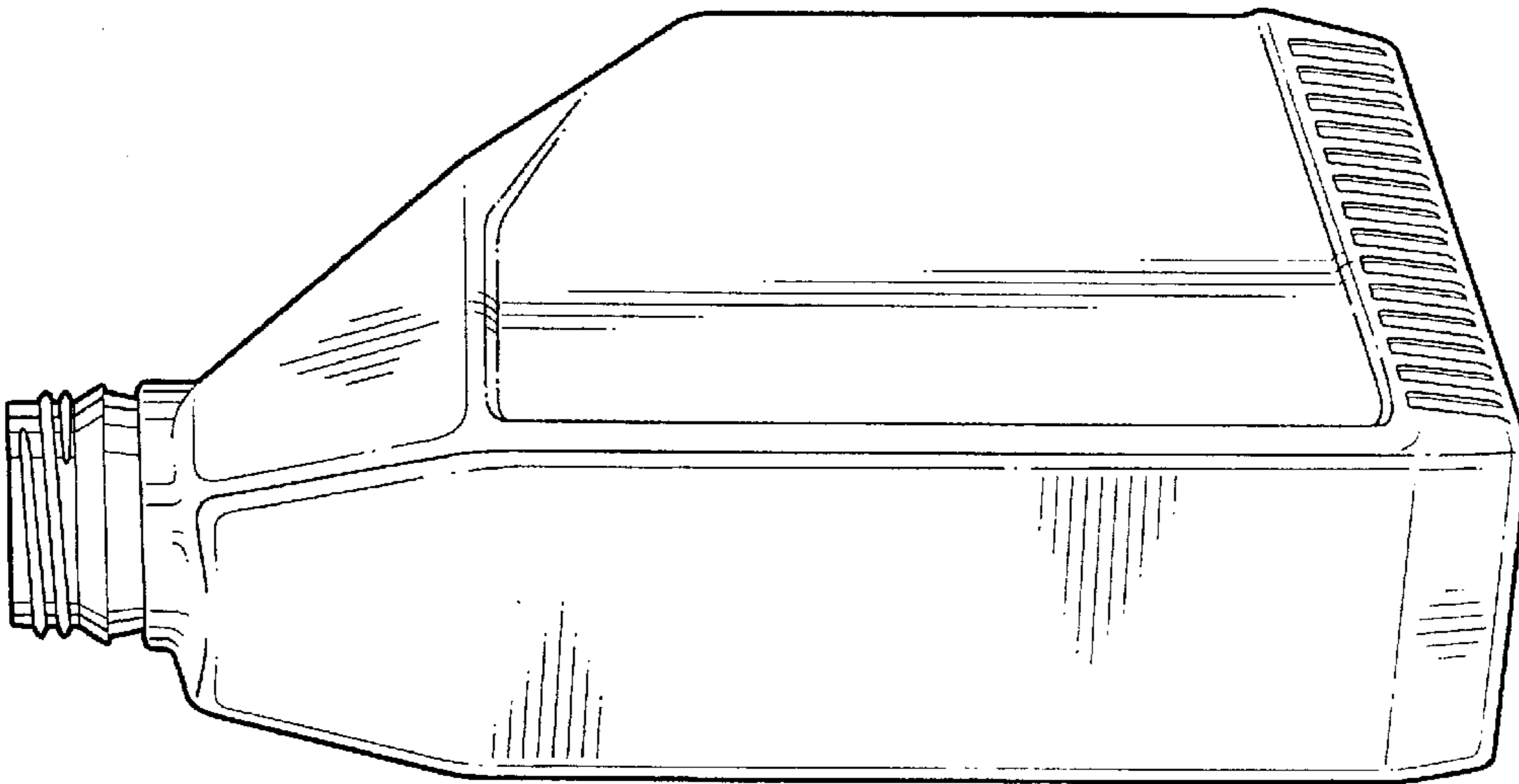


FIG. 2

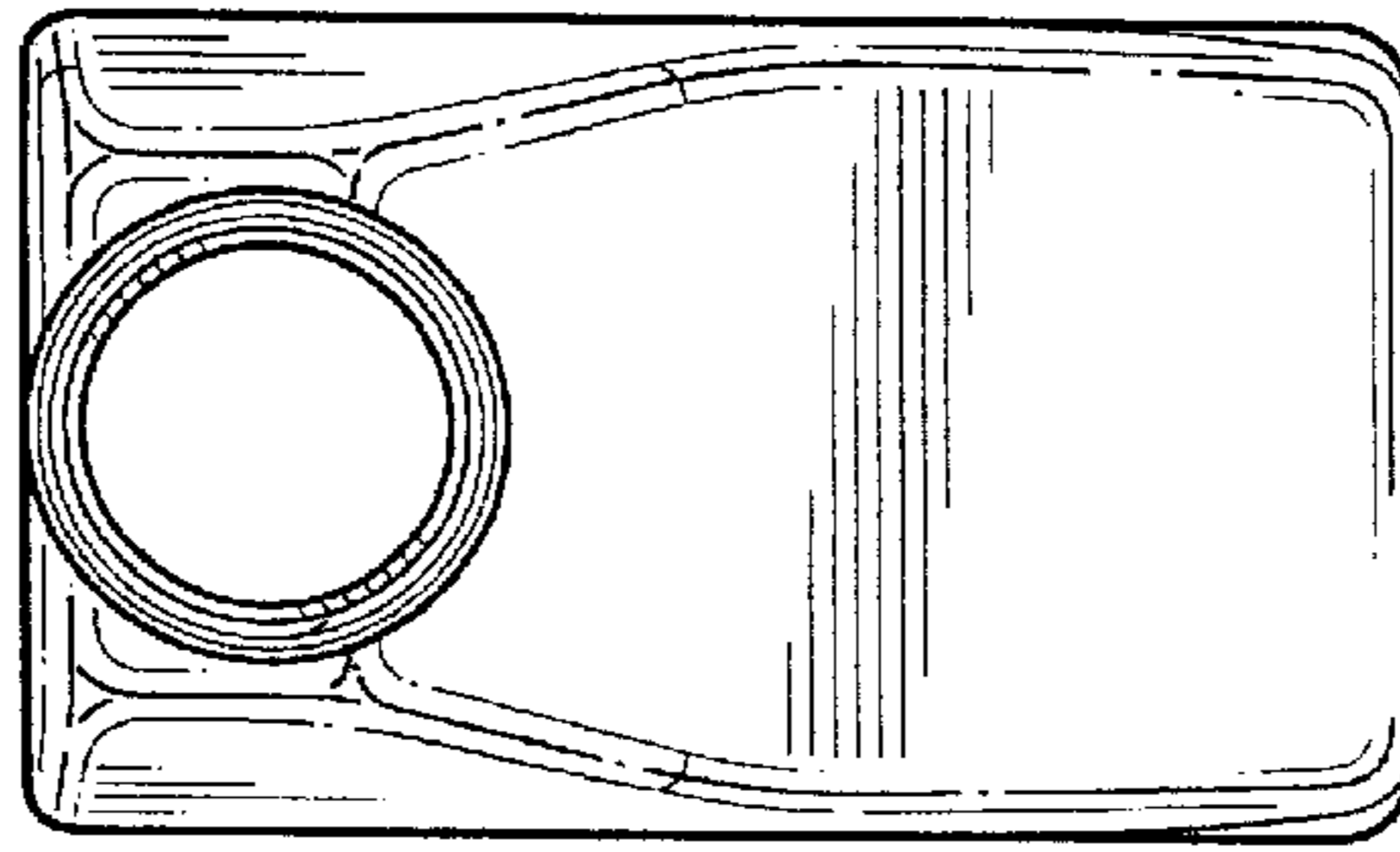


FIG. 3

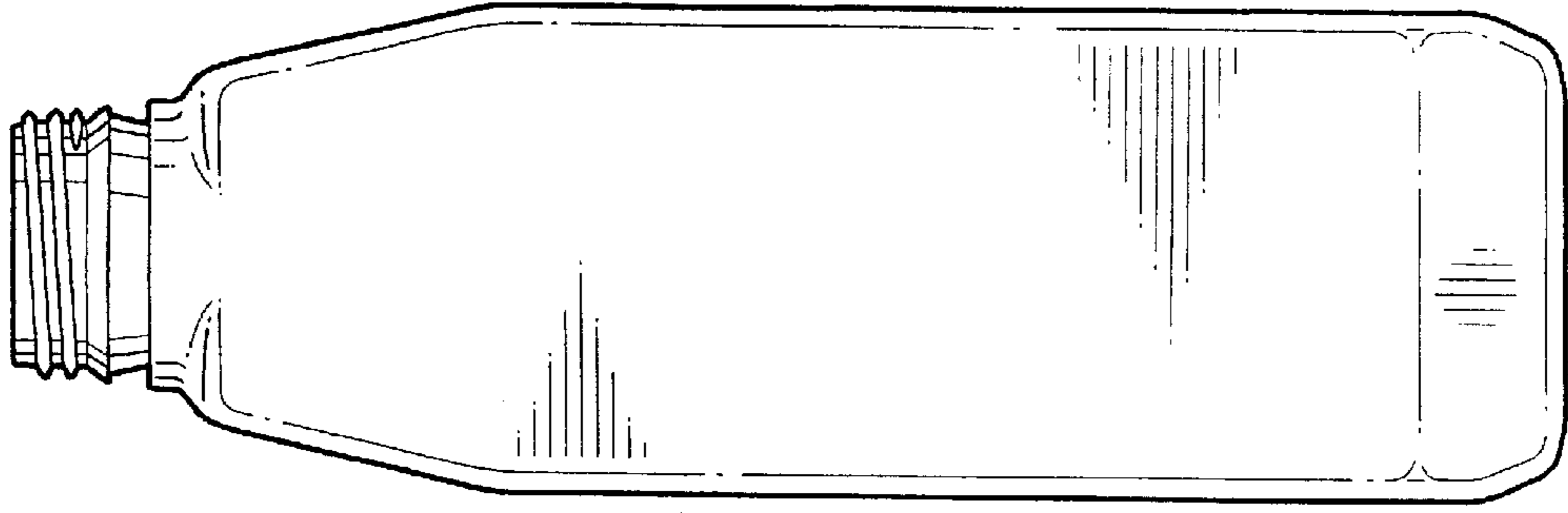


FIG. 6

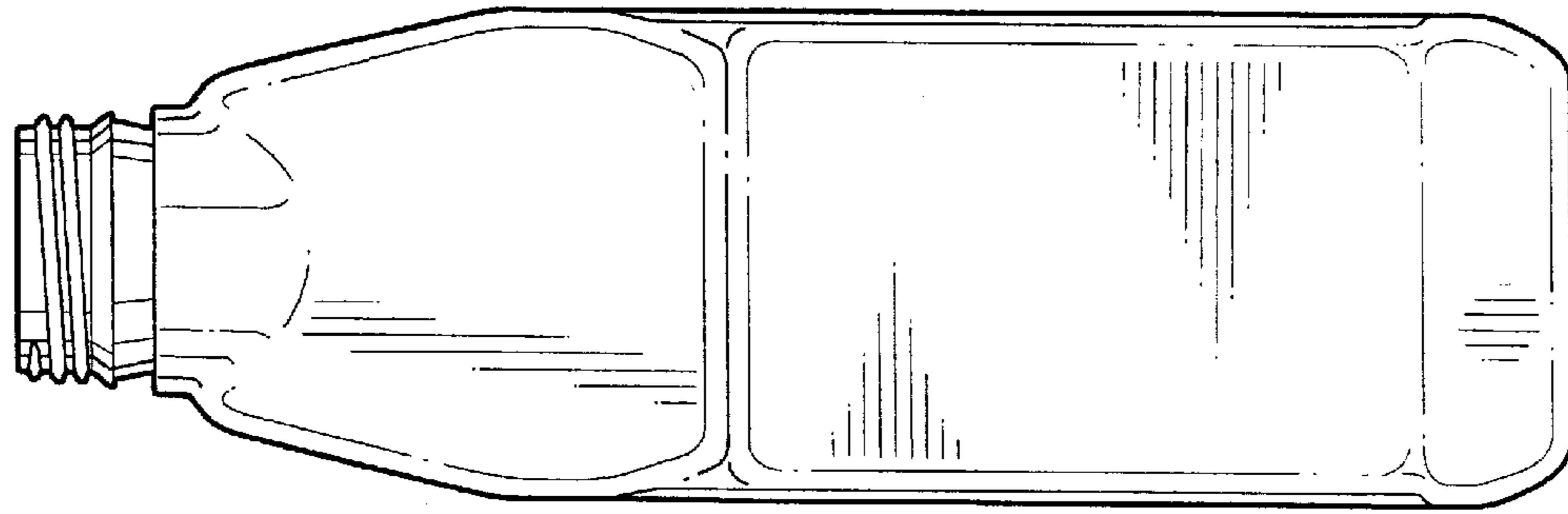


FIG. 5




FIG. 4