



US00D454293S

(12) **United States Design Patent**
Bremicker

(10) **Patent No.:** **US D454,293 S**

(45) **Date of Patent:** **** Mar. 12, 2002**

(54) **PARABOLIC PADLOCK**

(75) Inventor: **Michael Bremicker**, Rehe (DE)

(73) Assignee: **ABUS Aug. Bremicker Sohne KG**,
Wetter (DE)

(**) Term: **14 Years**

(21) Appl. No.: **29/111,997**

(22) Filed: **Oct. 7, 1999**

(51) **LOC (7) Cl.** **08-07**

(52) **U.S. Cl.** **D8/334**

(58) **Field of Search** D8/333, 334; 70/14,
70/24, 27, 29, 31, 35, 38 A, 38 B, 38 C,
38 R, 39, 40, 233

(56) **References Cited**

U.S. PATENT DOCUMENTS

D30,314 S	*	3/1899	Rodgers	D8/334
5,404,735 A	*	4/1995	Hsieh	70/38 A
5,417,092 A	*	5/1995	Iu	70/38 A
5,640,861 A	*	6/1997	Chen	70/38 A
5,987,940 A	*	11/1999	Chang	70/38 A

OTHER PUBLICATIONS

ABUS Granit Power 58 "U" Shackle Lock, p. 6.*
ABUS Granit Power 58 HB, p. 6.*
Pages from German catalog entitled *Fahrradschlösser Bike Locks Antivols Bicylette, ABUS Security Tech Germany*, "U" Shackle Locks, pp. 5–13 (showing prior art locks).

Pages from German catalog entitled *Motorradschlösser Motorbike Locks Antivols Moto, ABUS Security Tech Germany*, "U" Shackle Locks, pp. 6–9 (showing prior art locks).

* cited by examiner

Primary Examiner—Jennifer Rivard
(74) *Attorney, Agent, or Firm*—Merchant & Gould P.C.

(57) **CLAIM**

The ornamental design for a parabolic padlock, as shown and described.

DESCRIPTION

FIG. 1 is a front and top right perspective view of the invention.
FIG. 2 is a front elevation view of the parabolic padlock of FIG. 1.
FIG. 3 is a rear elevation view of the parabolic padlock of FIG. 1.
FIG. 4 is a right side elevation view of the parabolic padlock of FIG. 1.
FIG. 5 is a left side elevation view of the parabolic padlock of FIG. 1.
FIG. 6 is a top plan view of the parabolic padlock of FIG. 1; and,
FIG. 7 is a bottom plan view of the parabolic padlock of FIG. 1.

1 Claim, 7 Drawing Sheets




FIG. 1




FIG. 2



FIG. 3




FIG. 4




FIG. 5




FIG. 6




FIG. 7

