



US00D454285S

(12) **United States Design Patent**  
**Richmond**

(10) **Patent No.:** **US D454,285 S**

(45) **Date of Patent:** **\*\* Mar. 12, 2002**

(54) **SPOON**

(75) **Inventor:** **Colin B. Richmond**, Vernon Center,  
NY (US)

(73) **Assignee:** **Oneida, Ltd.**, Oneida, NY (US)

(\*\*) **Term:** **14 Years**

(21) **Appl. No.:** **29/143,594**

(22) **Filed:** **Jun. 14, 2001**

(51) **LOC (7) Cl.** ..... **07-03**

(52) **U.S. Cl.** ..... **D7/662**

(58) **Field of Search** ..... D7/642-664, 401.2;  
30/147-150, 322, 324

(56) **References Cited**

**U.S. PATENT DOCUMENTS**

D227,153 S \* 6/1973 Balow ..... D7/662

D362,373 S \* 9/1995 Richmond ..... D7/662

\* cited by examiner

*Primary Examiner*—Caron D. Veynar

(74) *Attorney, Agent, or Firm*—Wall, Marjama & Bilinski,  
LLP

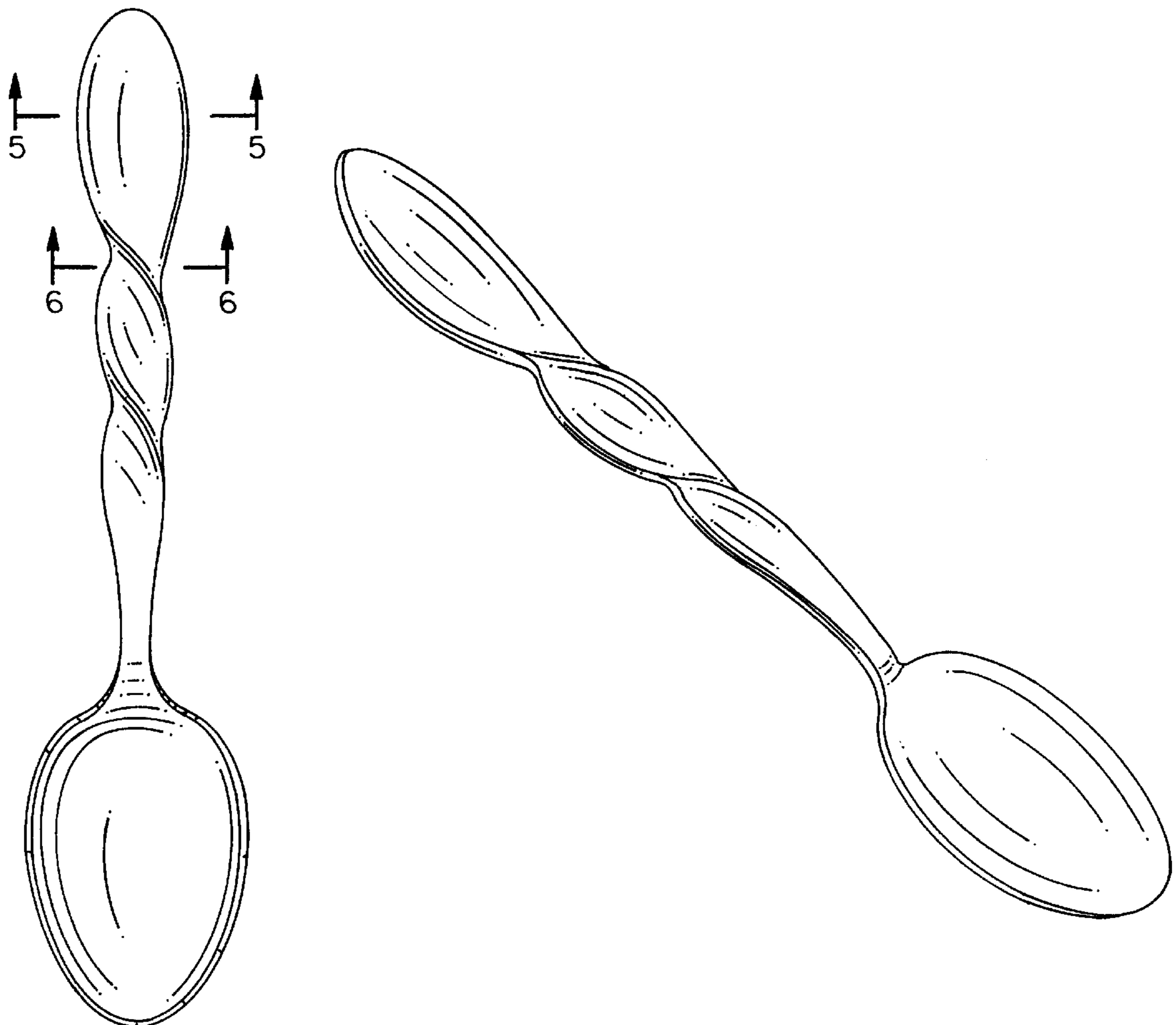
(57) **CLAIM**

The ornamental design for a spoon, as shown and described.

**DESCRIPTION**

FIG. 1 is a top view of a spoon showing my new Design;  
FIG. 2 is a left side elevational view thereof;  
FIG. 3 is a bottom plan view thereof;  
FIG. 4 is a right side elevational view thereof;  
FIG. 5 is a cross-section view taken along line 5—5 of FIG.  
1;  
FIG. 6 is a cross section view taken along line 6—6 of FIG.  
1; and,  
FIG. 7 is a perspective view thereof.

**1 Claim, 2 Drawing Sheets**



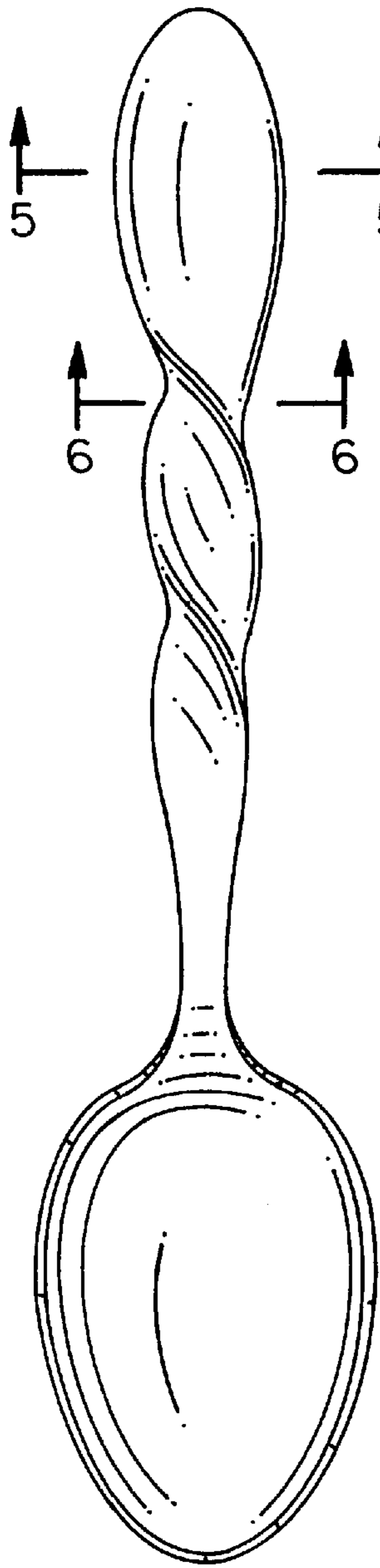


FIG. 1



FIG. 2

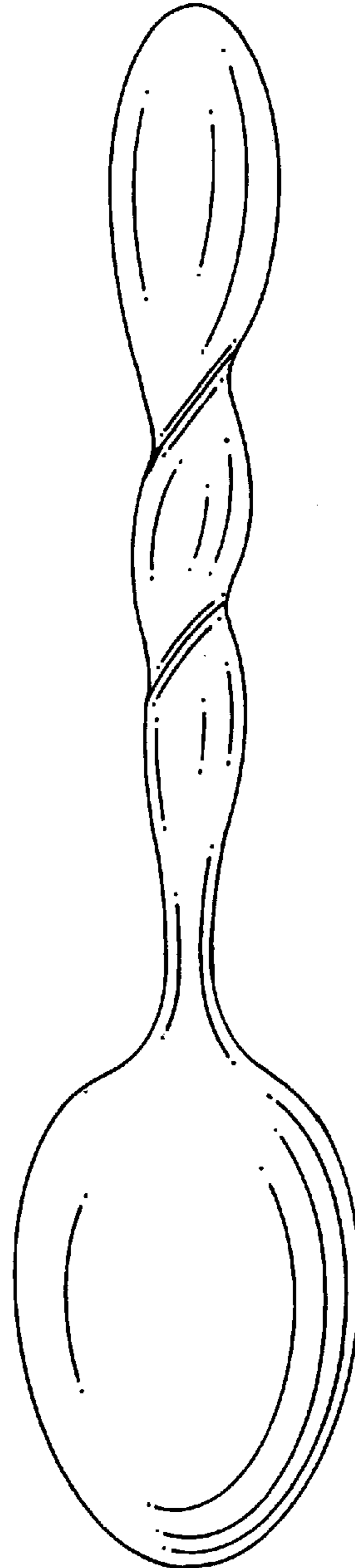


FIG. 3

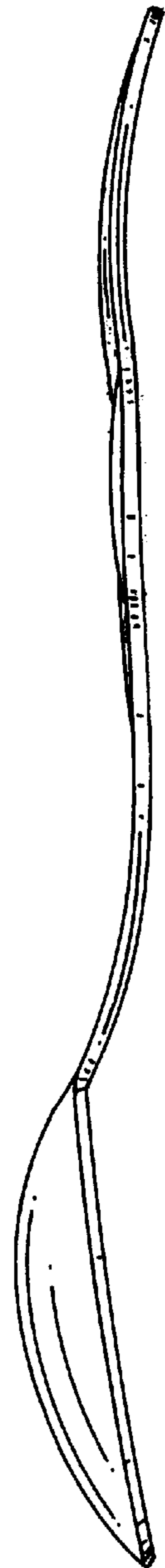


FIG. 4



FIG. 5



FIG. 6

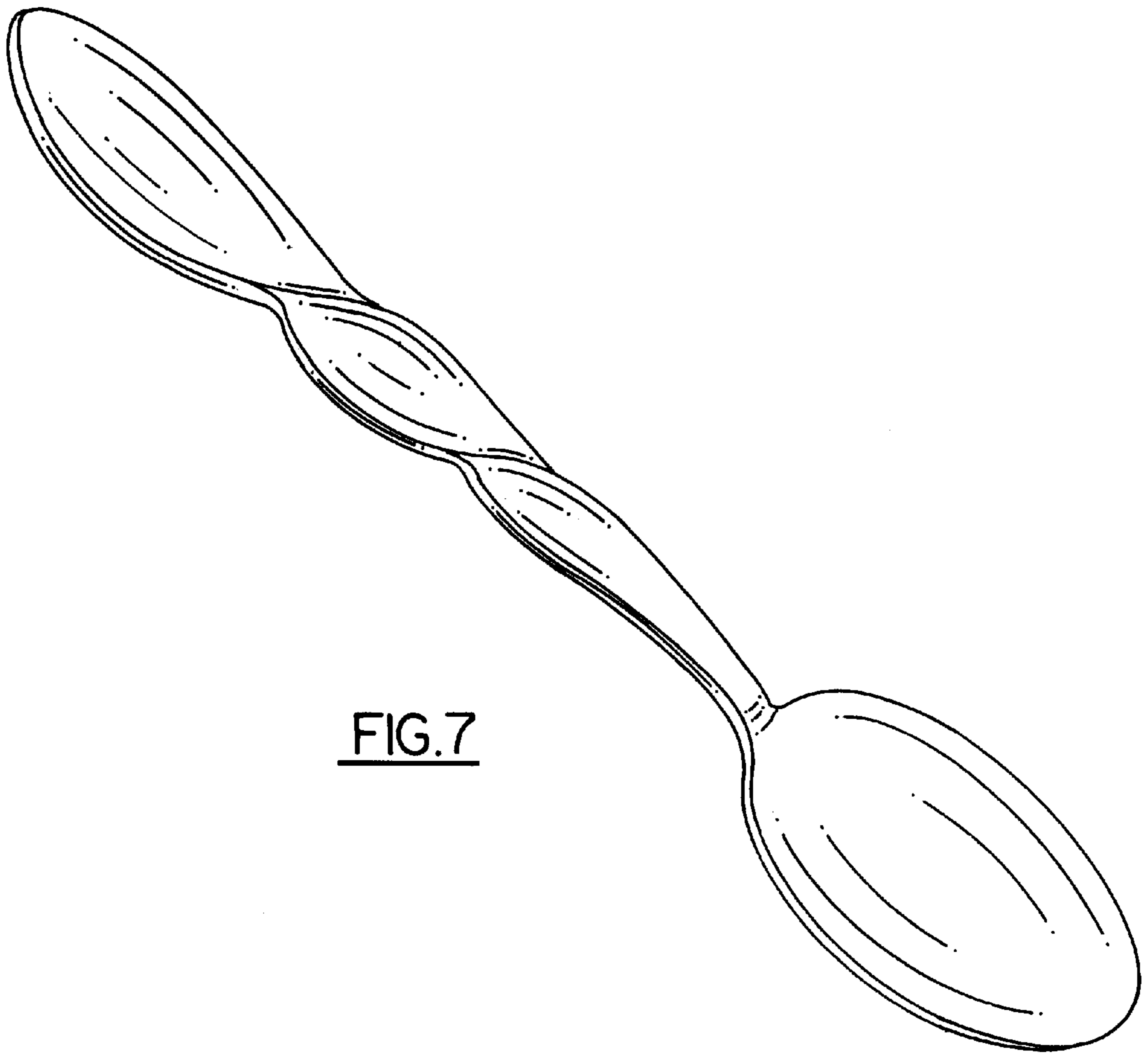


FIG. 7