



US00D454284S

(12) **United States Design Patent**  
**Junko**

(10) **Patent No.:** **US D454,284 S**

(45) **Date of Patent:** **\*\* Mar. 12, 2002**

(54) **SPOON**

D431,759 S \* 10/2000 Junko ..... D7/653

(75) Inventor: **Theodore P. Junko**, Manlius, NY (US)

\* cited by examiner

(73) Assignee: **Oneida, Ltd.**, Oneida, NY (US)

*Primary Examiner*—Caron D. Veynar

(\*\*) Term: **14 Years**

(74) *Attorney, Agent, or Firm*—Wall, Marjama & Bilinski, LLP

(21) Appl. No.: **29/139,448**

(57) **CLAIM**

(22) Filed: **Mar. 30, 2001**

The ornamental design for a spoon, as shown and described.

(51) **LOC (7) Cl.** ..... **07-03**

**DESCRIPTION**

(52) **U.S. Cl.** ..... **D7/653**

FIG. 1 is a top view of a spoon showing my new Design; FIG. 2 is a left side elevational view thereof; the right side view being a mirror image thereof;

(58) **Field of Search** ..... D7/642, 645, 653,  
D7/662-664, 401.2; 30/322, 324

FIG. 3 is a bottom plan view thereof;

(56) **References Cited**

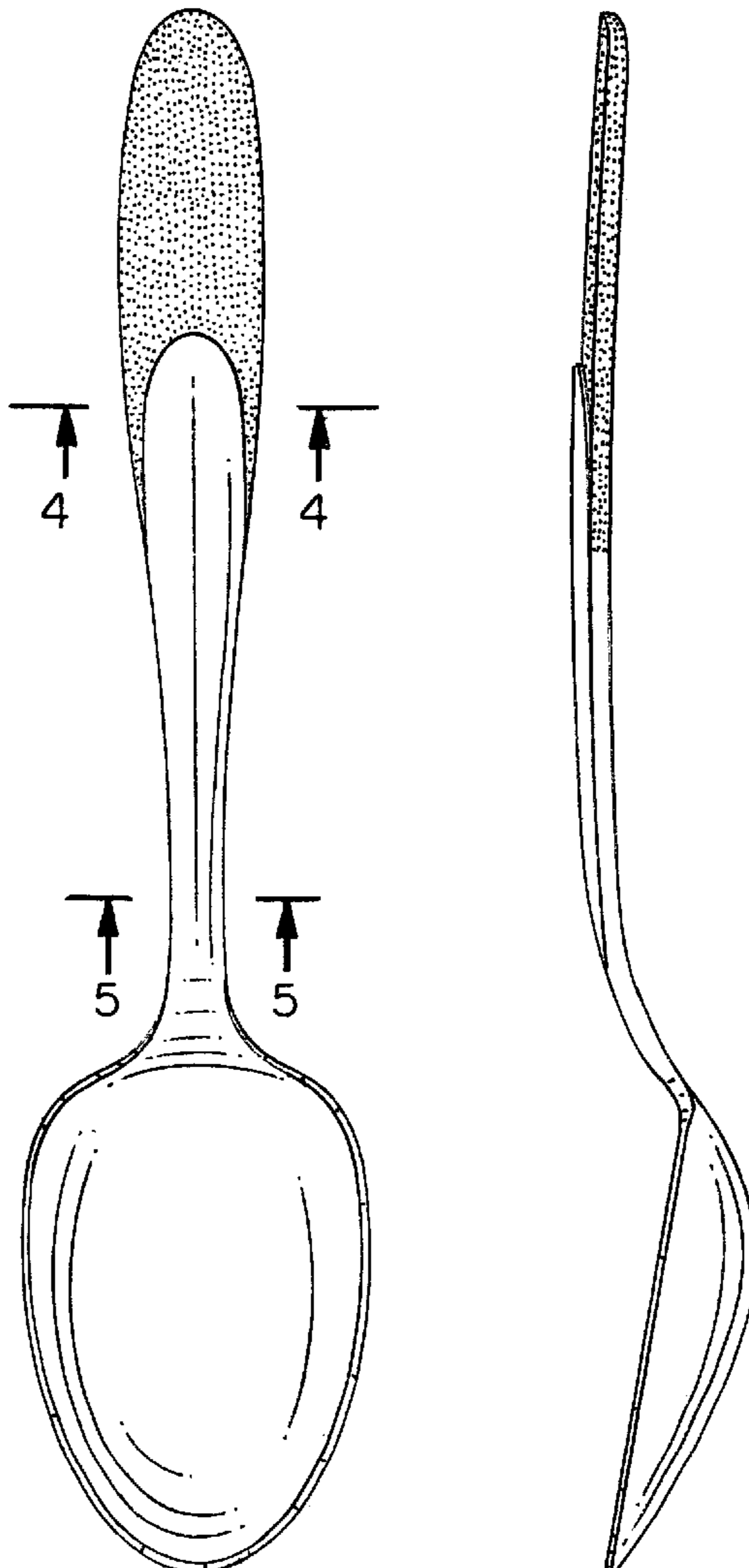
FIG. 4 is a cross-section view taken along line 4—4 of FIG. 1; and,

**U.S. PATENT DOCUMENTS**

FIG. 5 is a cross-section view taken along line 5—5 of FIG. 1.

- D153,616 S \* 5/1949 Mercer ..... D7/664
- D407,611 S \* 4/1999 Shane-Schuldt ..... D7/653
- D423,285 S \* 4/2000 Toffolon ..... D7/401.2

**1 Claim, 1 Drawing Sheet**



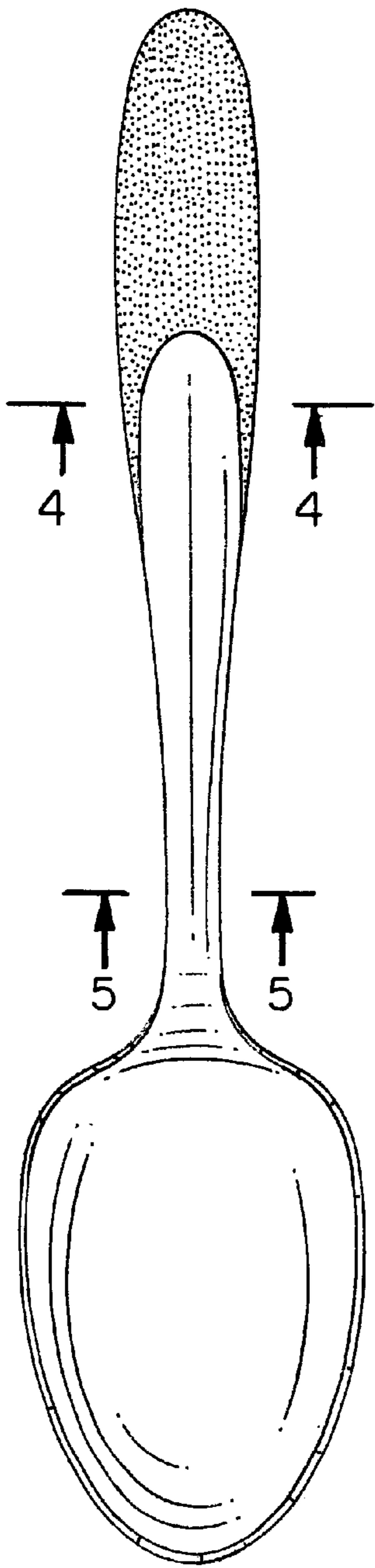


FIG. 1




FIG. 2

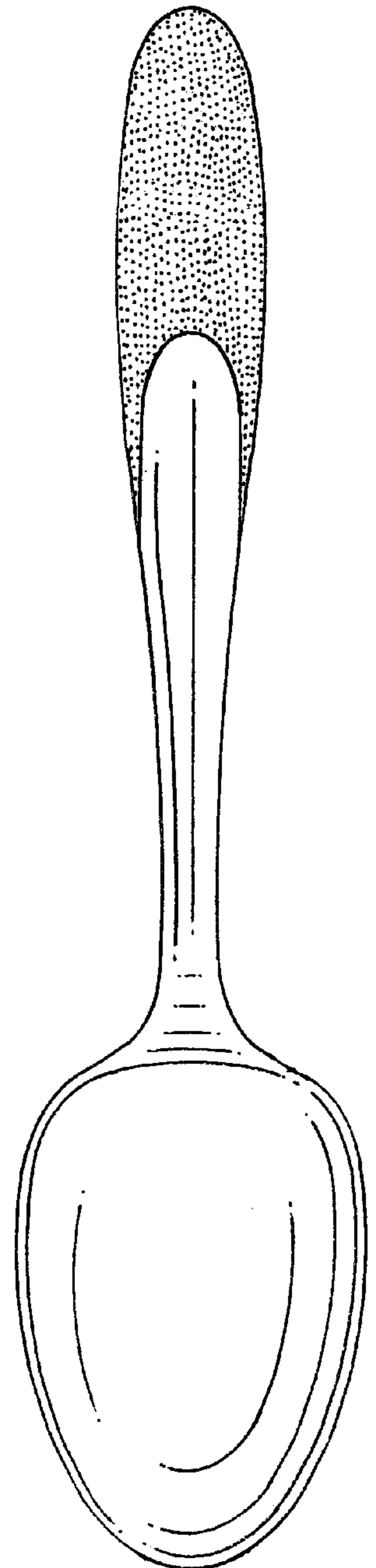


FIG. 3



FIG. 4



FIG. 5