



US00D454274S

(12) **United States Design Patent**  
**Zetsche**

(10) **Patent No.:** **US D454,274 S**

(45) **Date of Patent:** **\*\* Mar. 12, 2002**

(54) **TOWEL RING**

(75) **Inventor:** **Reinhard Zetsche, Munich (DE)**

(73) **Assignee:** **Hansa Metallwerke AG (DE)**

(\*\*) **Term:** **14 Years**

(21) **Appl. No.:** **29/131,464**

(22) **Filed:** **Oct. 23, 2000**

(30) **Foreign Application Priority Data**

Apr. 25, 2000 (DE) ..... 4 00 04 233

(51) **LOC (7) Cl.** ..... **06-04**

(52) **U.S. Cl.** ..... **D6/546**

(58) **Field of Search** ..... D6/546-50, 518,  
D6/522-24; D8/300, 307-308, 315-21;  
108/28-29; 211/13.1, 16, 60.1, 86.01, 87.01,  
88.04, 100, 105.1-105.2, 123, 181.1, 182;  
242/570, 590, 595, 597-98; 248/175, 176.1,  
251, 302; 16/110.1, 412, 415

(56) **References Cited**

**U.S. PATENT DOCUMENTS**

- D234,990 S \* 4/1975 Morgan ..... D6/546
- D293,184 S \* 12/1987 Chap ..... D6/546
- D317,386 S \* 6/1991 McKeone ..... D6/546 X
- D328,849 S \* 8/1992 Cornick et al. .... D6/546 X

\* cited by examiner

*Primary Examiner*—Brian N. Vinson

(74) *Attorney, Agent, or Firm*—Factor & Partners, LLC

(57) **CLAIM**

The ornamental design for a towel ring, as shown.

**DESCRIPTION**


FIG. 1 is a perspective view of the towel ring, showing a new ornamental design thereof;

FIG. 2 is a side elevational view thereof;

FIG. 3 is a front elevational view thereof; and,

FIG. 4 is a top plan view thereof.

**1 Claim, 4 Drawing Sheets**






FIG. 1




FIG. 2




FIG. 3




FIG 4