



US00D454266S

(12) **United States Design Patent** (10) **Patent No.:** **US D454,266 S**  
**Kelley et al.** (45) **Date of Patent:** **\*\* Mar. 12, 2002**

(54) **MODULAR WALL SYSTEM CORNER UNIT**

D325,137 S \* 4/1992 Porter ..... D6/479  
D382,733 S \* 8/1997 Goetz ..... D6/479

(75) Inventors: **James O. Kelley**, Spring Lake;  
**Michael D. Warren**, Grand Rapids,  
both of MI (US)

\* cited by examiner

(73) Assignee: **Sligh Holding Company**, Holland, MI  
(US)

*Primary Examiner*—Dominic Simone  
(74) *Attorney, Agent, or Firm*—John A. Waters; Waters &  
Morse, P.C.

(\*\*) Term: **14 Years**

(57) **CLAIM**

(21) Appl. No.: **29/130,948**

The ornamental design for a modular wall system corner  
unit, as shown and described.

(22) Filed: **Oct. 12, 2000**

**DESCRIPTION**

(51) **LOC (7) Cl.** ..... **06-04**

(52) **U.S. Cl.** ..... **D6/477; D6/479**

(58) **Field of Search** ..... D6/449, 477, 479;  
108/42, 48, 59, 66

FIG. 1 is a front perspective view of a modular wall system  
corner unit showing my new design; and,  
FIG. 2 is an end elevational view thereof.

The broken line showing of the adjacent structure in FIG. 1  
is for environmental purposes only and forms no part of the  
claimed design.

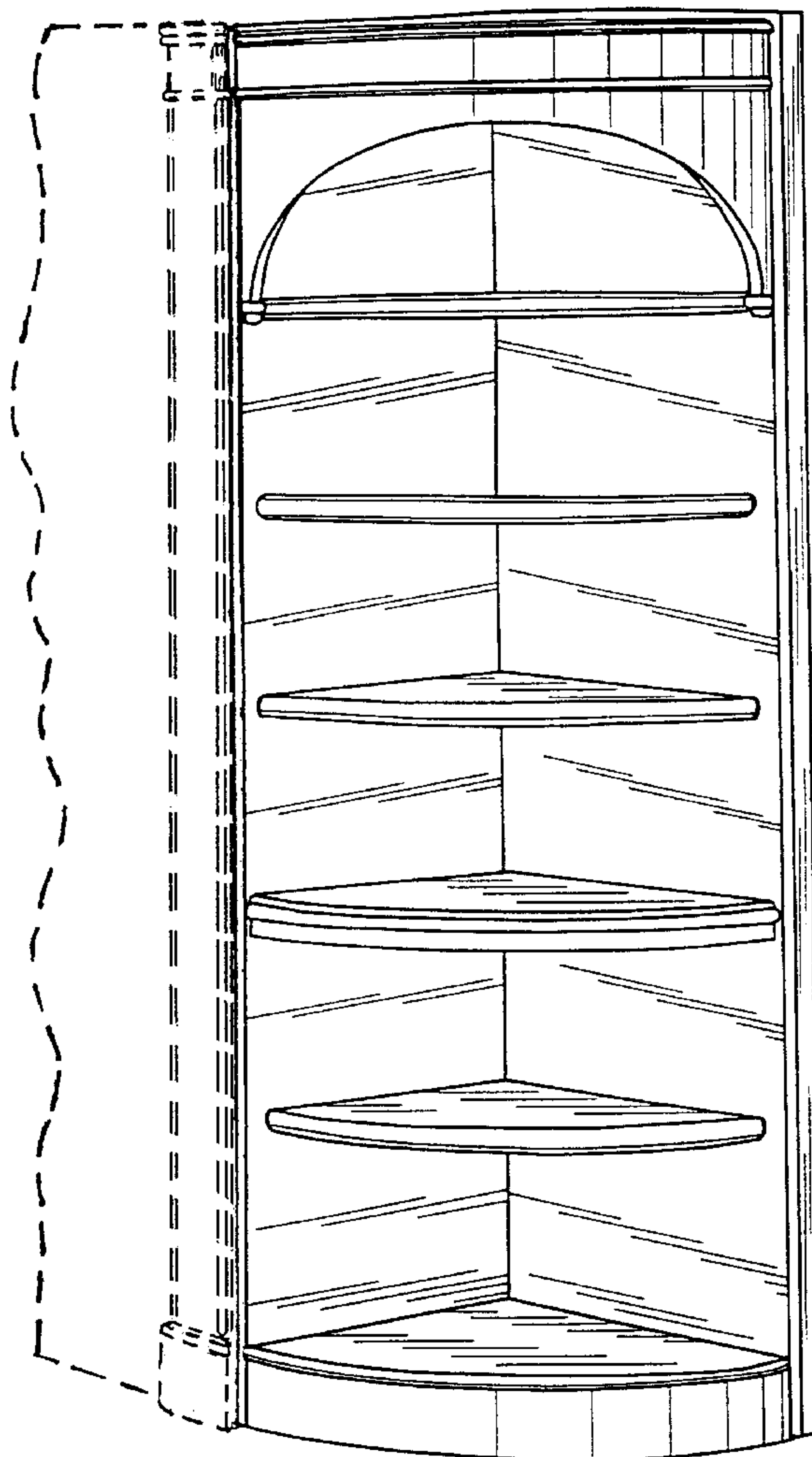
(56) **References Cited**

**U.S. PATENT DOCUMENTS**

D304,398 S \* 11/1989 Goetz ..... D6/479  
D314,477 S \* 2/1991 Richter ..... D6/479

Surface indicia, including wood graining, for example, that  
may be shown in the drawing figures is disclaimed as not  
being a part of the claimed ornamental design.

**1 Claim, 1 Drawing Sheet**



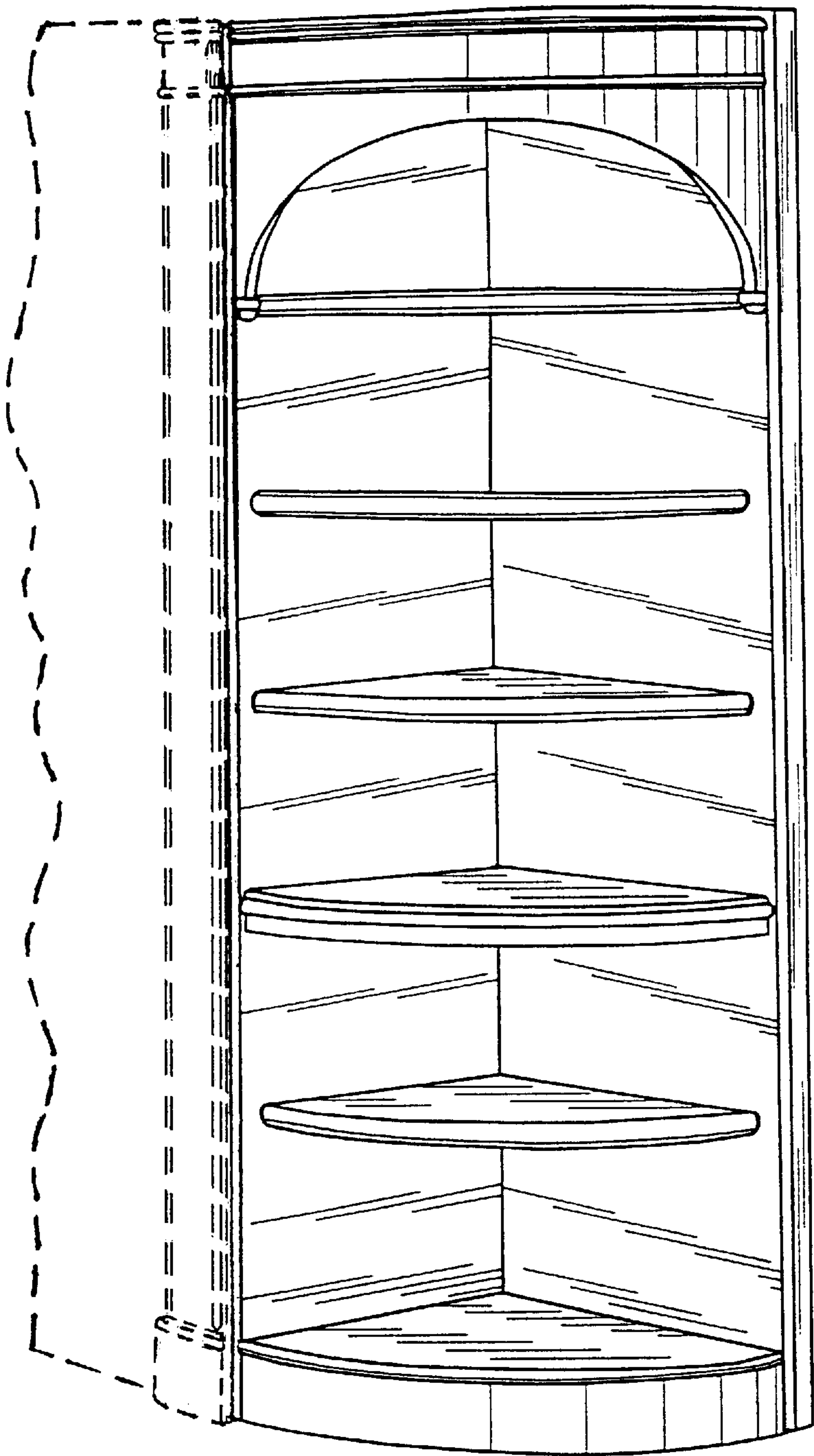


FIG. 1

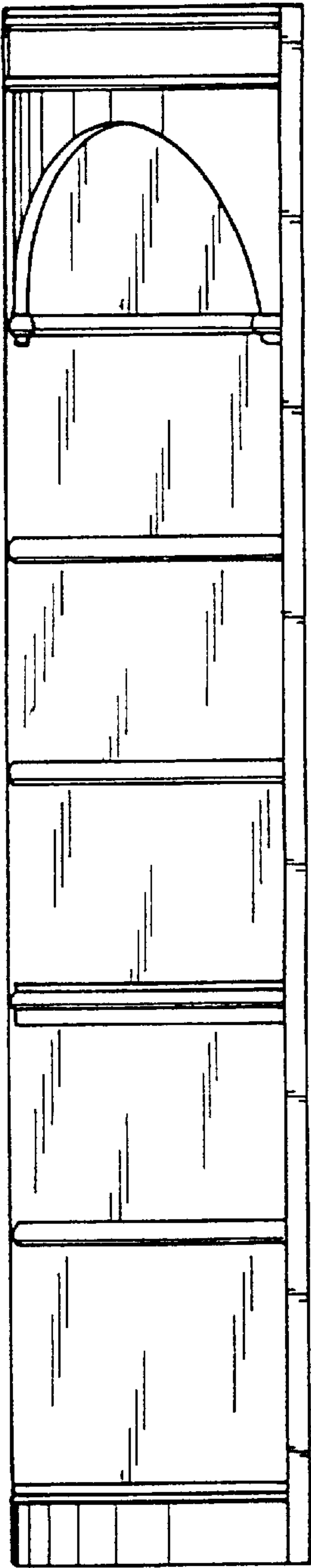


FIG. 2