



US00D454251S

(12) **United States Design Patent**  
**De Swarte et al.**

(10) **Patent No.:** **US D454,251 S**  
(45) **Date of Patent:** **\*\* Mar. 12, 2002**

(54) **POWER HANDLE FOR USE IN CONJUNCTION WITH AN ELECTRIC TOOTHBRUSH HEAD**  
(75) Inventors: **Gregory De Swarte**, Cincinnati; **Peter C. Mason, Jr.**, Wyoming; **Scott P. Liu**; **Amy C. Liu**, both of Loveland, all of OH (US); **Vito James Carlucci**, Stratford, CT (US); **Peter J. Hill**, Newtown, CT (US); **Martin A. Cohen**, Ridgefield, CT (US)

(73) Assignee: **Conair Corporation**, Stamford, CT (US)

(\*\*) Term: **14 Years**

(21) Appl. No.: **29/139,517**

(22) Filed: **Mar. 30, 2001**

(51) **LOC (7) Cl.** ..... **04-02**  
(52) **U.S. Cl.** ..... **D4/101; D4/138**  
(58) **Field of Search** ..... D4/101, 104-112, D4/132, 134, 138; D7/393, 395; D8/107; 15/22.1, 23-24, 28-29, 143.1, 145, 159.1, 160; 16/110.1, 430, 431, 422; 132/308, 311; 601/142

(56) **References Cited**

**U.S. PATENT DOCUMENTS**

D16,190 S	8/1885	Kaldenberg	
D110,928 S	8/1938	Moseley	
D149,620 S	5/1948	Darr	
D197,699 S	3/1964	Hall	
D198,899 S	* 8/1964	Frost	..... D4/101
D199,521 S	11/1964	Johnson et al.	
D201,667 S	7/1965	Morris et al.	

D203,928 S	3/1966	Terrell	
D282,319 S	1/1986	Herzfeld	
D326,361 S	5/1992	Layman	
D375,204 S	11/1996	Okada	
D385,702 S	11/1997	Okada	
D394,783 S	6/1998	Ancona et al.	
D396,957 S	* 8/1998	Allende	..... D4/101
D401,473 S	11/1998	Swinford et al.	
D440,766 S	* 4/2001	Hartwein et al.	..... D4/101

**OTHER PUBLICATIONS**

Hong Kong Enterprise, Oct. 1997, China Wisdom Ltd., Toothbrush Handle on right side of p. 90.\*

\* cited by examiner

*Primary Examiner*—Alan P. Douglas

*Assistant Examiner*—Lavone Tabor

(74) *Attorney, Agent, or Firm*—Ohlandt, Greeley, Ruggiero & Perle, LLP


(57) **CLAIM**


The ornamental design for a power handle for use in conjunction with an electric toothbrush head, as shown and described.

**DESCRIPTION**

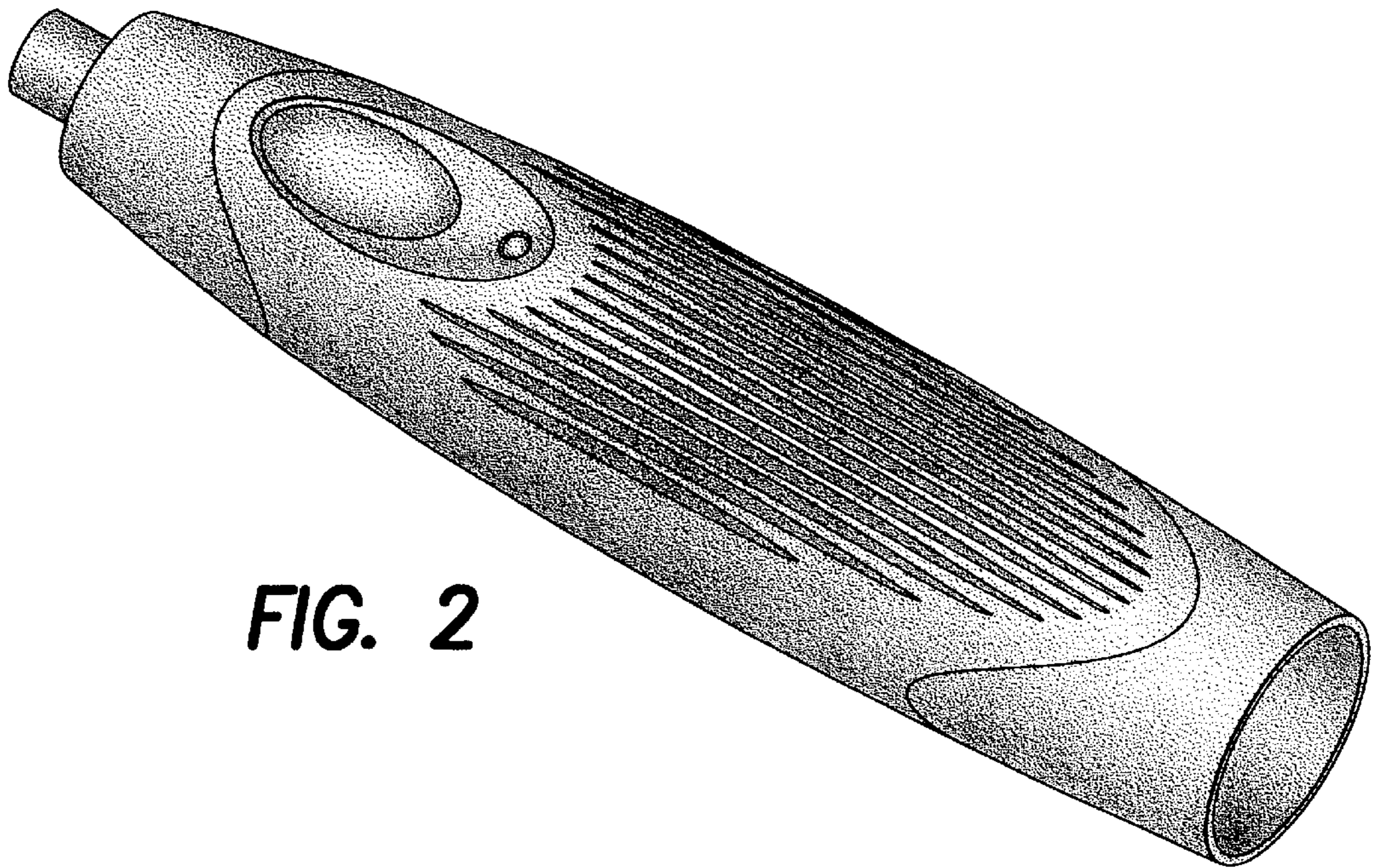
FIG. 1 is a perspective view of a power handle for use in conjunction with an electric toothbrush head according to the present invention;  
FIG. 2 is a second perspective view of the power handle of FIG. 1;  
FIG. 3 is a front view of the power handle of FIG. 1;  
FIG. 4 is a rear view of the power handle of FIG. 1;  
FIG. 5 is a side view of the power handle of FIG. 1;  
FIG. 6 is a top end view of the power handle of FIG. 1; and,  
FIG. 7 is a bottom end view of the power handle of FIG. 1.

**1 Claim, 3 Drawing Sheets**

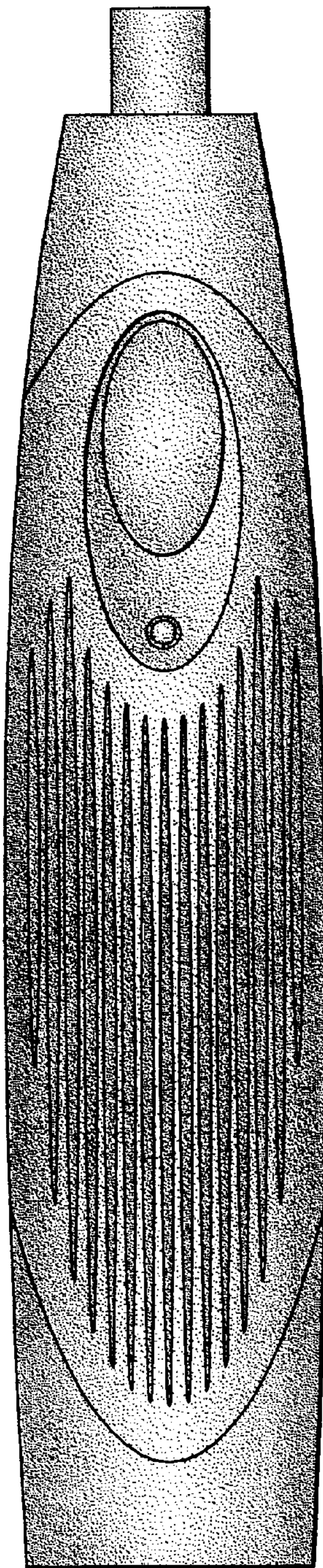





**FIG. 1**




**FIG. 2**



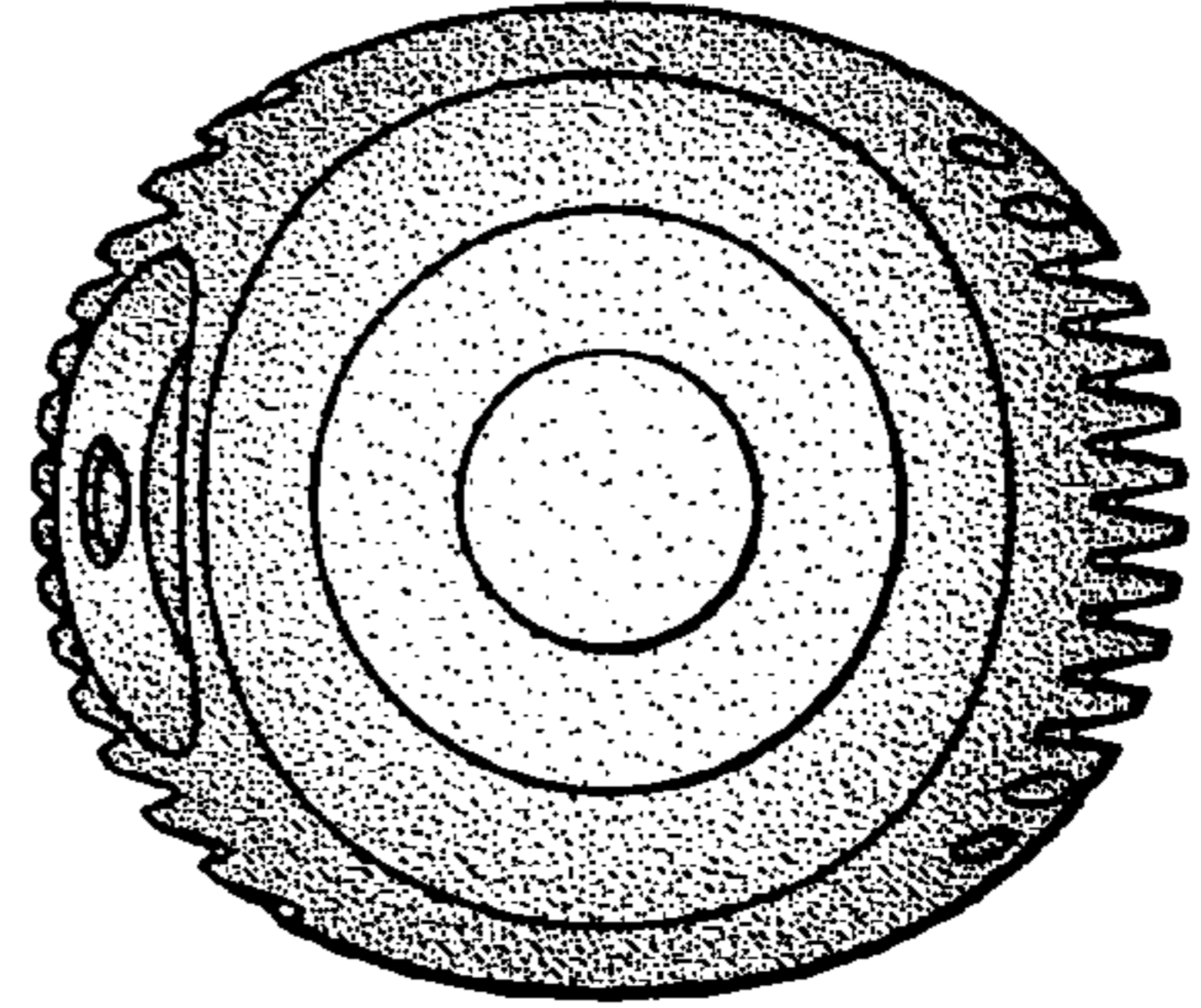
**FIG. 3**



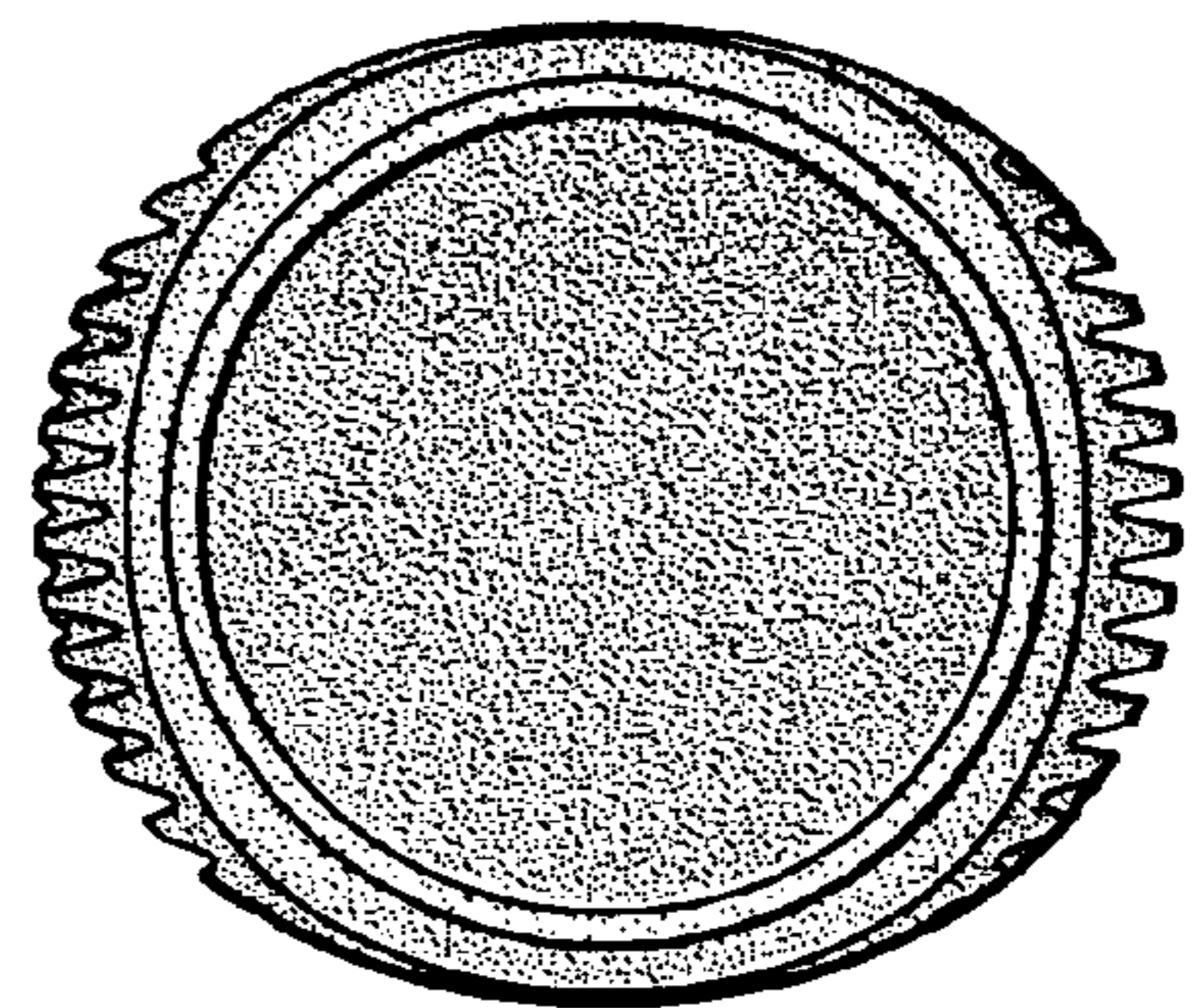
**FIG. 4**



**FIG. 5**



**FIG. 6**



**FIG. 7**