



US00D454250S

(12) **United States Design Patent**
Forrest

(10) **Patent No.:**

US D454,250 S

(45) **Date of Patent:**

**** Mar. 12, 2002**

(54) **MULTI-BRUSH ULTRASONIC NAIL CLEANER**

GB 503744 * 4/1939

* cited by examiner

(76) Inventor: **Andrea Forrest**, Rockledge Farm,
Highgate Rd., St. Albans, VT (US)
06478

Primary Examiner—Alan P. Douglas

Assistant Examiner—Lavone Tabor

(74) *Attorney, Agent, or Firm*—Stanley J. Yavner

(**) Term: **14 Years**

(57) **CLAIM**

(21) Appl. No.: **29/135,368**

The ornamental design for a multi-brush ultrasonic nail cleaner, as shown and described.

(22) Filed: **Jan. 11, 2001**

(51) **LOC (7) Cl.** **04-02**

(52) **U.S. Cl.** **D4/100; D4/120**

(58) **Field of Search** D4/100, 119, 120,
D4/121, 127, 130; 15/21.1, 106, 113, 159.1,
160, 167.1, 167.3, 186, 187, 191.1

DESCRIPTION

(56) **References Cited**

U.S. PATENT DOCUMENTS

587,964 A *	8/1897	Henry	15/113
1,028,211 A *	6/1912	Heath	15/167.1
D44,415 S *	7/1913	Scheuer	D4/103
D150,201 S *	7/1948	Botham	D4/100
D182,003 S *	1/1958	Scholl	D4/120
3,354,492 A *	11/1967	Baumgartner	15/167.1

FIG. 1 is a left side, front and top, isometric view of a multi-brush ultrasonic nail cleaner showing my new design, the exploded broken line portion of FIG. 1 being intended to illustrate the environment in which the design is sometimes associated, and being for illustrative purposes only, forming no part of the claimed design or a specified embodiment thereof;

FIG. 2 is a top plan view thereof;

FIG. 3 is a left side, elevational view thereof;

FIG. 4 is a front elevational view thereof;

FIG. 5 is a right side elevational view thereof;

FIG. 6 is a rear elevational view thereof; and,

FIG. 7 is a bottom plan view thereof.

FOREIGN PATENT DOCUMENTS

FR 800825 * 7/1936

1 Claim, 2 Drawing Sheets


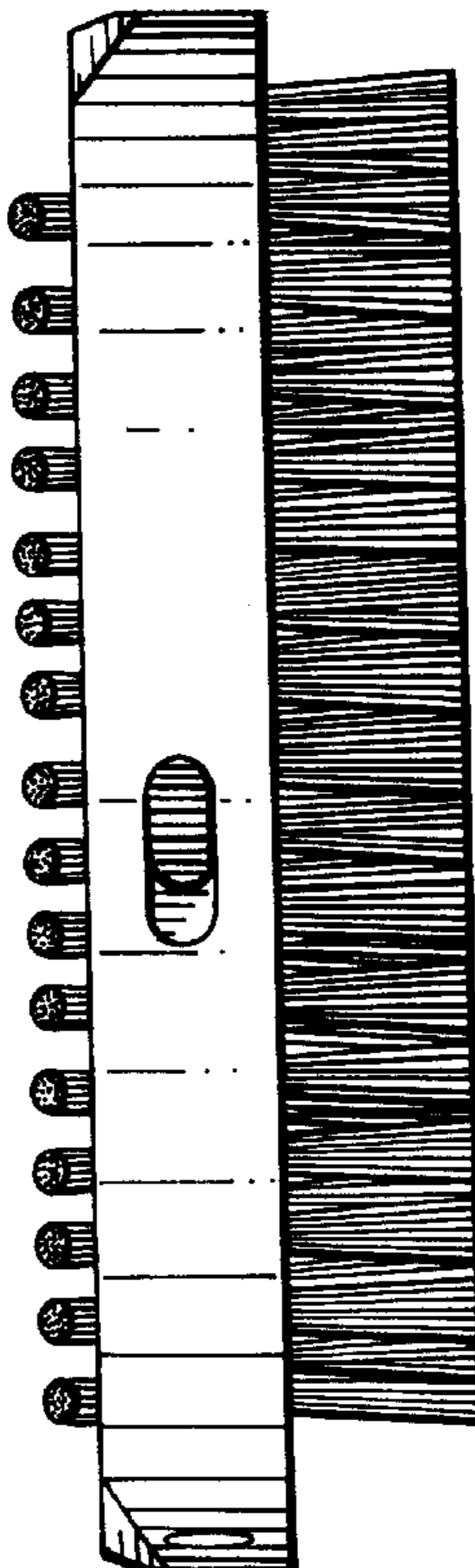



FIG. 1

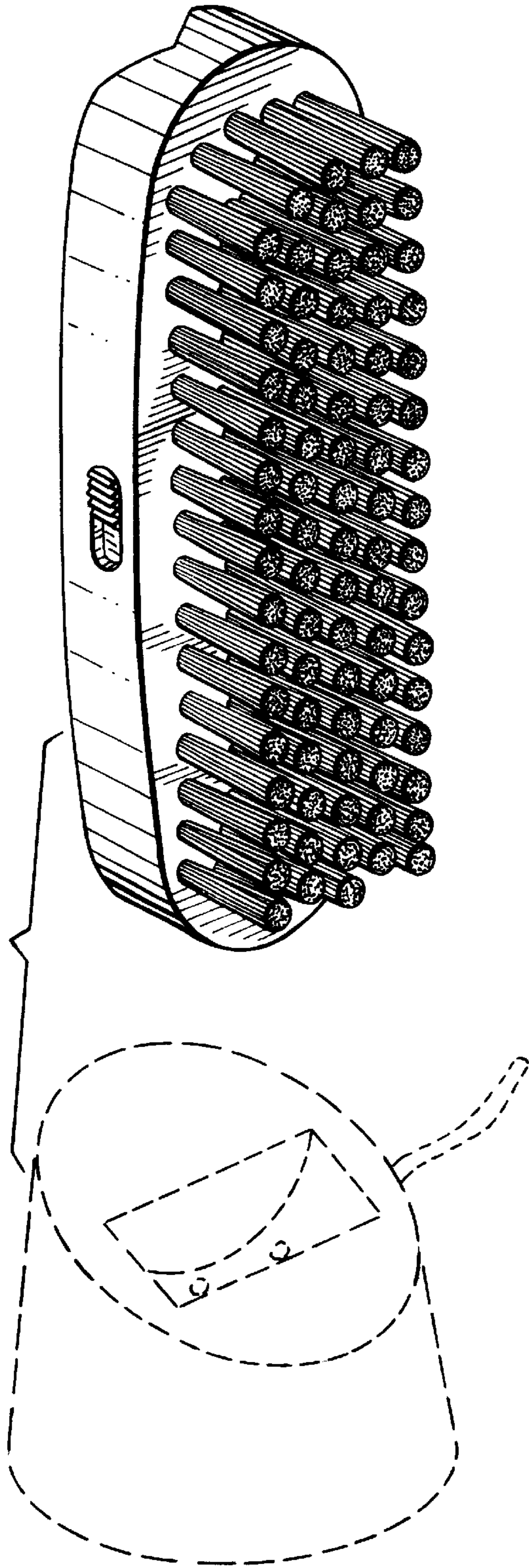


FIG. 2




FIG. 3

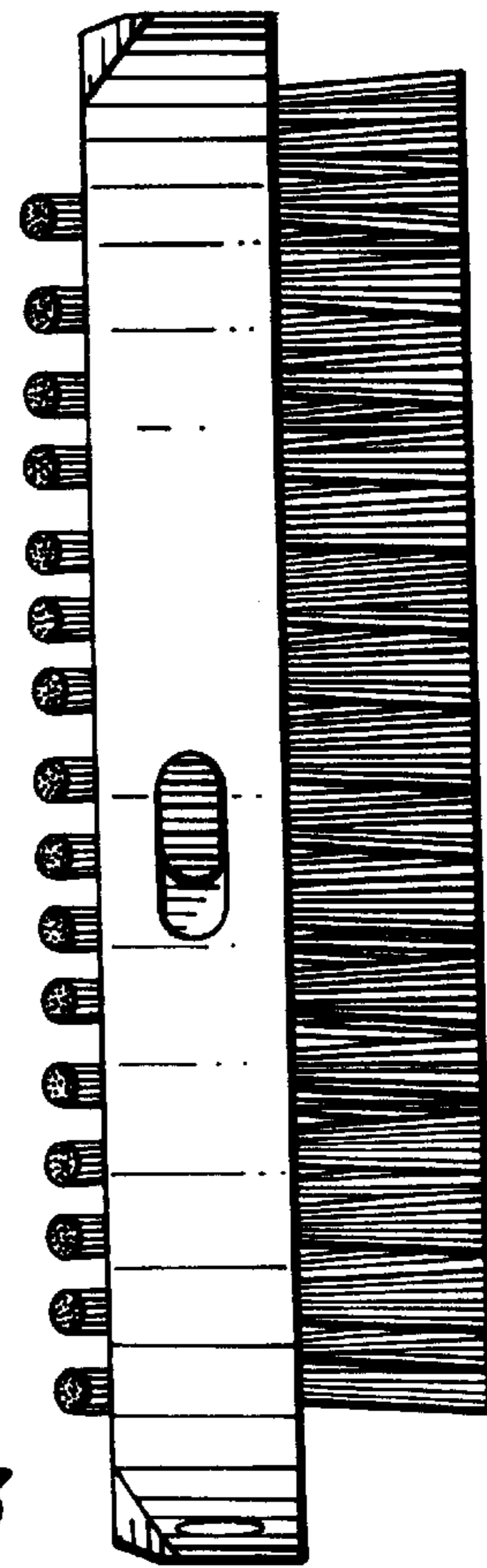


FIG. 4

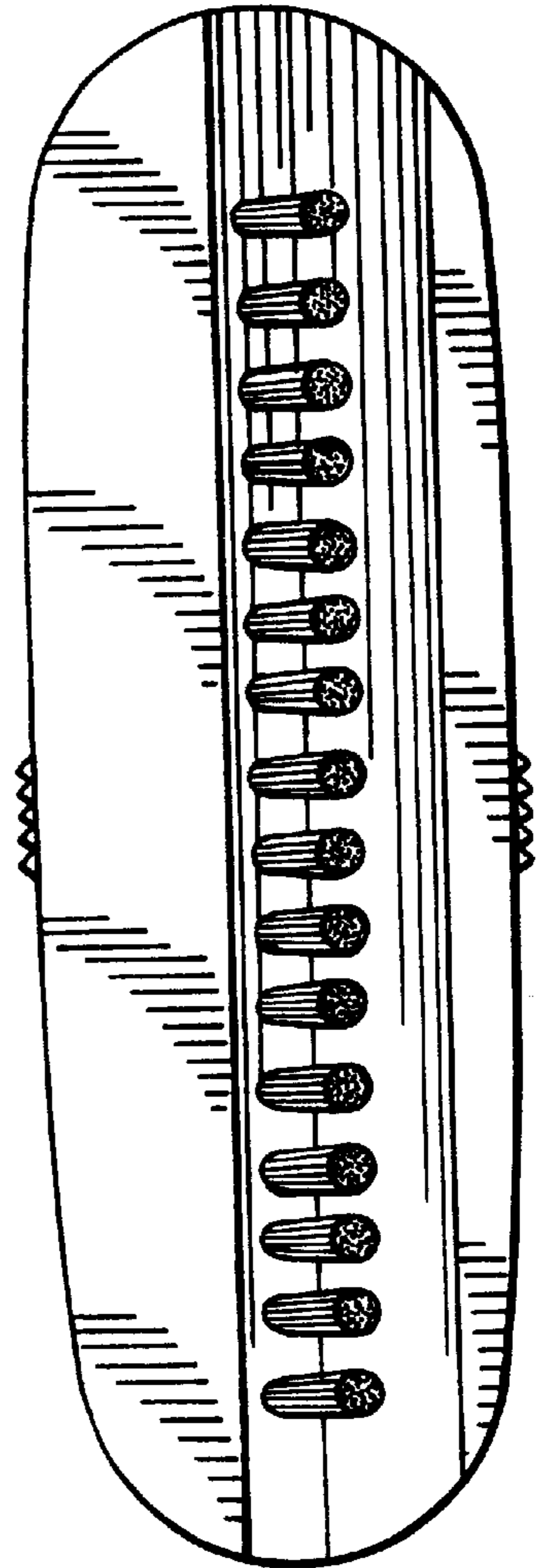
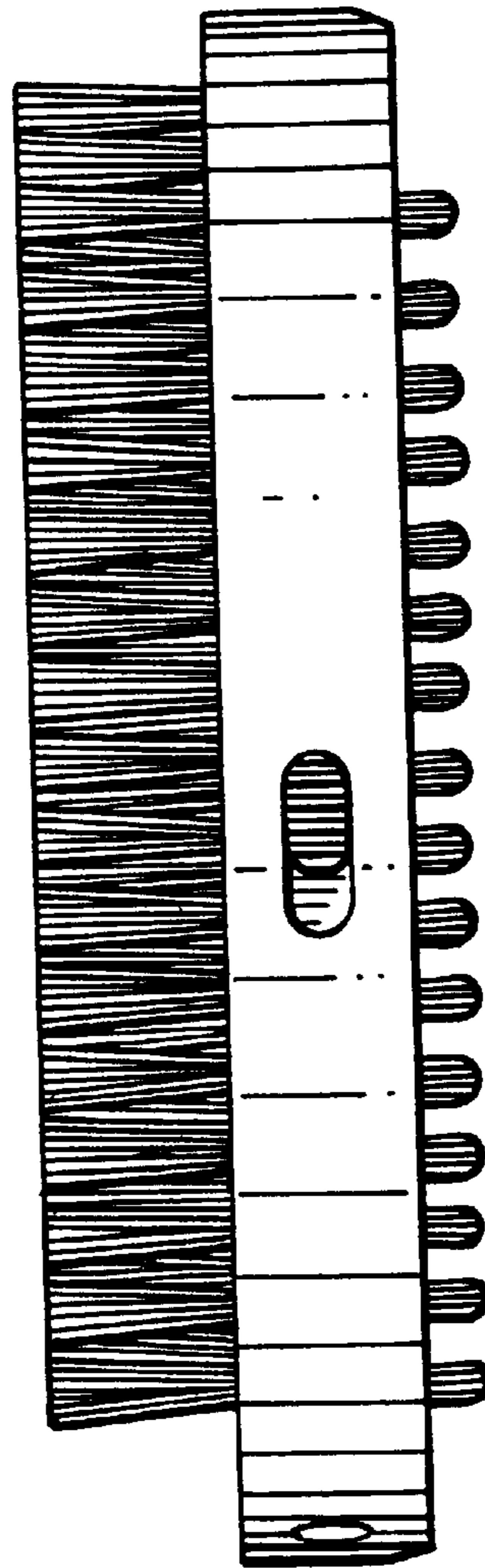



FIG. 5

FIG. 6

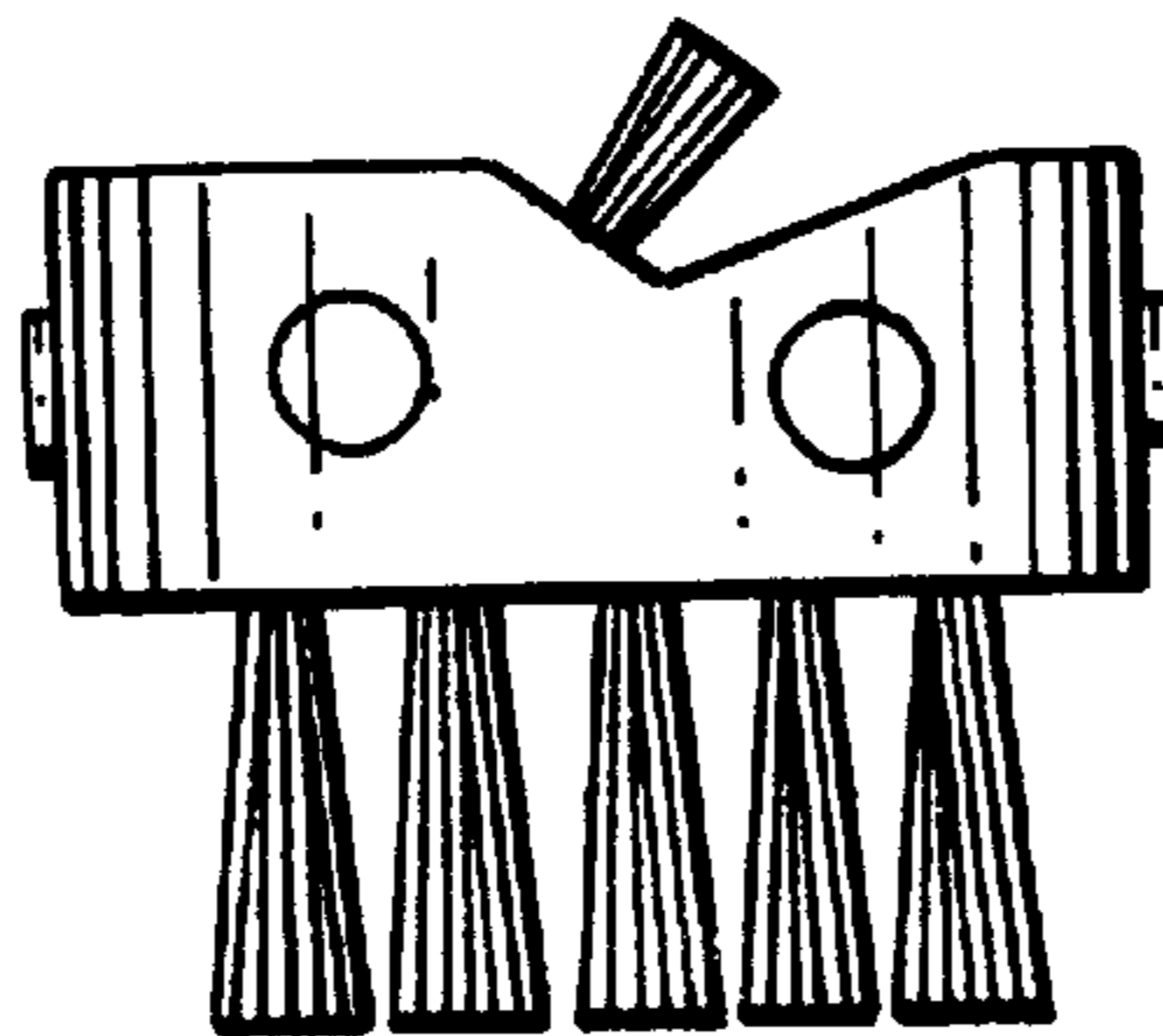


FIG. 7